Maintenance Program Assessment

Lambeau Field
Green Bay, Wisconsin



PREPARED BY

THE SIGMA GROUP
Single Source. Sound Solutions.

1300 West Canal Street
Milwaukee, WI 53233
Phone: (414) 643-4200
Fax: (414) 643-4210
www.thesigmagroup.com

December 2024

Table of Contents

Executive Summary .....

Objectives ..... Section 1

Assessment Process ..... Section 2

Organizational Structure ..... Section 3

Computerized Maintenance Management System and Maintenance Activity ..... Section 4

Site Inspection ..... Section 5

Facility Inspection ..... Section 6

Appendices

A Standards for Maintenance Monitoring Program
B Green Bay Packers Facility Department – Organizational Structure
C Green Bay Packers – Facility Service Providers and Responsibilities
D Product Literature for Limble CMMS Software
E Green Bay Packers CMMS Protocol / Equipment List
F Example Maintenance Record Forms
G Comparisons between CMMS and Vendor Supplied Information
H-1 2024 Facility / Site Observation Table
H-2 2023 Facility / Site Observation Table (noting corrected items)
I 2024 Facility / Site Observation Report (with Photos)

Executive Summary

This report is intended to document the fulfillment of the "standards for maintenance monitoring program" a copy of which is found in Appendix A.

Maintenance Assessment Process

A comprehensive evaluation of the systems and processes employed by the Team to organize and implement facility maintenance obligations includes a review of maintenance records, programmatic maintenance systems, interviews with key staff, as well as a top to bottom walkthrough of the Lambeau Field facility and surrounding grounds, and the preparation of this report. This is conducted jointly among the representatives of The Sigma Group, the Team, and the District.

Summary

- In general, fulfillment of those standards as documented in this report include the following tasks:
    - A review of maintenance program established and executed by the Team.
    - A review of the preventative and demand maintenance activities undertaken by the Team over the past year.
    - A review of testing and inspection activities conducted by the Team for major building systems as dictated by the PM program, required to maintain warranty, or simply as sound operating practice standards.
    - An inspection of the facility and site.
    - Discussion of completed projects with the team either capital improvements or major repair and replacement projects.

- The Team provides a well-organized maintenance program; characterized by the following attributes:
    - Appropriately staffed with internal resources. One additional full time maintenance staff position was added in 2024.
    - Subcontractors to supplement in-house staff.
    - A complete preventative maintenance schedule and program, contained in a CMMS.
    - A system linked to the CMMS to capture and track demand maintenance tasks and follow to completion.
    - Annual testing of vertical transportation and life safety systems.

- Preventative maintenance tasks, created by the Team following the recommendations of manufacturers and vendors supplying equipment and building systems or created by best practices standards have been completed at 100% as scheduled as of the date of review. Quarterly figures are outlined in the table on the following page.

- Demand maintenance activities completed over the past year number 1,529 and have averaged 4,144 hours to identify and address the required maintenance. This work is being accomplished within a very reasonable timeframe and being done in conjunction with PM activities. Quarterly figures are outlined in the table on the following page.

				Demand		Preventative	
		Total Work Orders	Total Maintenance Time	Work Order Quantity	Average Time per WO (hours)	Work Order Quantity	Average Time per WO (hours)
2024	Q1	854	2,231.88	386	2.46	468	2.74
	Q2	1,027	2,880.11	374	2.62	653	2.91
	Q3	1,168	3,387.78	769	2.88	399	2.94
	Q4	0	0	0	0	0	0
Totals		**3,049**	**8,499.77**	**1,529**	**4,144.16**	**1,520**	**4,355.61**

- The inspection of the building, spaces and grounds revealed no outstanding and significant deficiencies. Any deficiencies or observations of items requiring further investigation are documented in the report with photographs and descriptions and this information communicated to the Team prior to preparation of the report. These number 90 items for 2024. This is generally consistent with previous years and indicates that no backsliding is occurring relative to "keeping up" with building and site maintenance.

- Team and District representatives participated in a "walk-through" of the observed findings with the assessment team at the conclusion of the assessment process to help understand the nature of the reported findings. This was conducted on August 28, 2024 prior to any events at which fans would be attending.

- The assessment team reviewed the Team records for any systems and equipment testing and inspections performed by outside agencies as required or as part of best practices for PM. Vertical transportation and life safety reports and records were reviewed and all recommendations in those reports were scheduled to be addressed.

- Capital improvement projects (financed by the Team) that were undertaken this past year include:
  - Packers Offices Remodeling
  - Concourse Renovations (100 Level)
  - Locker Room #3
  - Kitchen Refrigeration Upgrade

- Capital maintenance projects (financed by the Team) that were undertaken this past year include:
  - Wi-Fi Network Switches
  - 300 Level Traffic Coating
  - Roof Replacement
  - Wi-Fi Switches
  - Elevator Controls
  - Elevator Management System
  - Suite, Commissary, and Pantry Coolers and Freezers
  - Field Wire Replacement
  - Roof Top Unit Replacement
  - Exhaust Modifications
  - Booster Pumps

- Emergency Power Transformer
- Tennant Scrubber
- High Speed Door Replacement
- Roof Fall Protection

- All of the 123 items noted from the 2023 assessment have been addressed; 119 have been addressed, four are ongoing or are being monitored by the Team.

- The assessment process for 2025 will include a review of the Limble CMMS system to insure that all recommended preventative maintenance activities for new capital items have been added.

1. Objectives

The objectives of this Maintenance Program Assessment are as follows:

A. Fulfill a portion of the obligations contained in the *Standards for Maintenance Monitoring Program*, a copy of which is included in **Appendix A**. Specifically, this report is intended to fulfill the annual audit components of the reporting and monitoring activities jointly developed by the Green Bay/Brown County Professional Football Stadium District (District) and the Green Bay Packers (Team).

B. In addition, the Maintenance Program Assessment, facility walkthrough and this report are intended to fulfill the scope of work described in the District's Standards for Maintenance Monitoring Program.

    1) Reviewing operating manuals and documenting preventive or periodic maintenance requirements for equipment, fixtures or systems.
    2) Verifying that all preventive or periodic maintenance requirements have been entered into the Team's CMMS and will generate required work orders.
    3) Assessing the performance of preventive or periodic maintenance for equipment, fixtures or systems.
    4) Assessing the Team's performance of periodic testing of building systems such as mechanical, card-key security, fire alarm and sound systems.
    5) Assessing the Team's performance of regular maintenance procedures for HVAC, plumbing, mechanical, electrical and structural systems such as periodic cleaning, lubrication and changing air filters.
    6) Identifying any touch up painting required.
    7) Identifying and auditing any other work of a routine, regular and generally predictable nature that is reasonably necessary to keep the complex in good order and condition.
    8) Reviewing maintenance completed by the Team and evaluating if such was completed using acceptable methods in a timely manner.
    9) Documenting findings and recommendations in the form of a report presented to the District and Team.

Review the current maintenance program established by the Team.

Review specific facility maintenance programs, procedures and history, and review the CMMS purchased and implemented by the Team.

2. Assessment Process

In order to accomplish the stated objectives, the District and Team implemented the following general process listed below:

A. Pre-Assessment meeting with the District, Team and Sigma (minutes are included in this section).

1) Review objectives
2) Establish schedule of activities
3) Establish review team and assignments
4) Review of potential long-range capital improvement plan
5) Review of completed and ongoing projects

B. Review of operation and maintenance manuals and record documents.

1) General review of record documents type (demand verses preventative).
2) Review of corrective actions taken
3) Review of completion time.

C. Review of existing CMMS program and other records.

1) General review of program
2) Comparison to manufacturer's recommendations
3) Review data entry procedure
4) Review records and documentation included in CMMS

D. Review staffing, roles and responsibilities identified by the Green Bay Packers for facility management and maintenance.

E. Review of service providers and maintenance records.

F. Tracking of quarterly demand and preventative maintenance task quantity and average task time.

G. Review of Inspection Reports

1) Elevators
2) Fire Suppression Systems

H. Site Inspection

1) Grounds and landscaping
2) Parking lots, pavement, curbs
3) Site lighting
4) Site security
5) Storm water management
6) Utilities

I. Facility Inspection

1) Bowl structure
2) Concessions stands and food service areas
3) Concourses
4) Conveying systems
5) Electrical systems
6) Exterior walls (masonry, steel, glass, metal panels)
7) Fire protection systems
8) Furniture, fixtures and equipment
9) Interiors and finishes
10) Lighting
11) Mechanical systems
12) Playing field
13) Plumbing systems
14) Roof systems
15) Seating and railings
16) Security systems (building security)
17) Signage
18) Sound system
19) Visual systems (TV's, scoreboards)

J. Follow up site walk with Packers staff led by Mike Moynihan, Director of Facility Operations.

1) Immediate needs
2) Deeper discussion of specific findings with possible solutions
3) Clarify obscure observations
4) Discuss impacts to future projects

3. Organizational Structure

A copy of the Green Bay Packers Facilities Department organizational structure and responsibilities delineation is included in **Appendix B**. Lambeau Field maintenance is for the most part performed entirely by the Green Bay Packers Facilities Department staff and their outside service providers. The operators of the concession stands, restaurants and food preparation and ancillary areas, are responsible for general cleaning in those areas. However, equipment maintenance, replacement and non-routine cleaning and repair in those areas are the responsibility of the Team.

The Team has engaged the services of several outside service providers to perform a variety of maintenance related functions at Lambeau Field and supplement Team staff resources. A listing of those service providers and their general area of responsibilities are included in **Appendix C**.

All known current service providers are listed; however, copies of service contracts existing between these entities and the Green Bay Packers were not individually reviewed. Documentation of the preventative and demand maintenance activities performed by the outside service providers are kept on file with the Team's facility management staff, along with records of preventative and demand maintenance tasks performed by Team personnel.

The Agreement between the Team and food service vendor was not reviewed. Team personnel explained that the Agreement calls for the Team to be responsible for all equipment maintenance with the exception of general cleaning and minor tasks in the areas managed by the food service vendor. Ultimately, the Team is responsible for facility and equipment maintenance in these areas and has incorporated those tasks into the CMMS. The Team is contracted with Delaware North for food service.

4. Computerized Maintenance Management System and Maintenance Activity

A computerized maintenance management software package, Limble CMMS, is currently the primary means used in the planning, recording and reporting on the tasks required to maintain the equipment and facilities at Lambeau Field. Limble is a cloud-based CMMS program allowing for work order requests, preventative maintenance scheduling, asset management, and inventorying. Highlight features include: work order streamlining and communication, flexibility in work order requests, automatic scheduling of preventative maintenance, asset hierarchies, and automation of inventory tracking. Marketing material has been included in **Appendix D**.

The objective of this phase of the Maintenance Monitoring Program was to review and assess the CMMS for Lambeau Field as created by the Green Bay Packers. The current versions of random CMMS reports were obtained in August 2024.

Record Documents

A. Vendor Supplied Operation and Maintenance Manuals

Manuals containing recommended operation and maintenance procedures for Lambeau Field equipment and associated building systems, provided by the equipment and system vendors for the construction of Lambeau Field are available in the maintenance shop. These manuals were used to identify equipment and systems, and more specifically, maintenance tasks required to be performed and included as part of the CMMS for Lambeau Field.

B. CMMS Protocol and Reports

The Team reported all equipment and assets have been migrated into the new Limble CMMS system. The equipment list is contained in **Appendix E**. A strategy has been established to sort and filter work orders and preventative maintenance to the correct team. The Team has established specific procedures for the collection of all relevant information for equipment Lambeau Field. Example reports for Preventative Maintenance (PM) and Demand Maintenance (DM) work orders were printed and are included with sample maintenance reports in **Appendix F**.

All appropriate entities (including the Packers' office staff, stadium cleaners, and Delaware North) enter work requests into the system, which is then managed and completed by the Packers' facility group.

The Team has completed data entry regarding the existing facility equipment creating a reliable, useful database of information to ensure that the service life of the facility and equipment is attained. The Team continues to enter equipment into the system from the new / renovated areas.

C. Maintenance Activities – CMMS Inclusion

The CMMS contains the maintenance recommendations as supplied by the Lambeau Field equipment vendors and contractors. Several existing systems were examined and summaries of the completeness of the CMMS are included and described in **Appendix G**.

D. Comments

The entry of equipment into CMMS is at an appropriate level and continues to be an extremely valuable system. The Team has committed the necessary staff to enter equipment information and all required preventative maintenance tasks as well as document demand maintenance activities.

All required preventative maintenance activities for the systems examined during this assessment are being completed by the Team.

New equipment from expansion and improvements to the facility continues to be entered into the CMMS. The Team provides ongoing data entry for the new equipment so the equipment can get on to the regular maintenance schedule.

5. Site Inspection

Part of the assessment protocol was to conduct a walkthrough of the site. Inspection summary checklists are included in the following pages as the inspection documentation.

The “comments” section of the checklist makes reference to specific item numbers. These item numbers are listed numerically in **Appendix H** and correlate to a photograph taken during the site walkthrough. The list and photographs are intended to illustrate specific elements and locations that Sigma recommends attention be given in terms of maintenance or monitoring. Photographs from this year’s inspection are included in **Appendix I**.

A copy of the specific findings from the 2023 inspection is included in **Appendix H** with maintenance items being noted as “completed” where appropriate. Essentially, the Team addressed, or has plans to address, 100% of the items noted in 2023 in the 2024 calendar year.

Parking

Reviewer: SIGMA Date: Aug-24

Event Status: **Annual Audit** ☐ Prior ☐ During ☐ After ☐ **Non-event Day**

ITEM REVIEWED	Satisfactory	Needs Improvement	COMMENTS
Access/Egress	**X**		none
Cleanliness	**X**		none
Inlets/Storm Drains	**X**		See item: 71
Fire Emergency Lanes	**X**		none
Lighting	**X**		See items: 4, 80
Pavement Condition	**X**		See items: 1, 6, 14, 45
Pavement Marking	**X**		See item: 52
Snow/Ice Removal	**X**		none
General Signage	**X**		none
Regulatory Signage	**X**		none
Traffic Management	**X**		none

Other Observations/Notes:

Area near Pro Shop was blocked off for office renovations.

Site Miscellaneous

Reviewer: SIGMA Date: Aug-24

Event Status: **Annual Audit** ☐ Prior ☐ During ☐ After ☐ **Non-event Day**

ITEM REVIEWED	Satisfactory	Needs Improvement	COMMENTS
Access/Egress	**X**		none
Cleanliness	**X**		none
Drainage (standing water)	**X**		none
Lighting / Electric	**X**		none
Fencing	**X**		none
Railings & Gates	**X**		See item: 20, 43, 79
Bollards / Planters	**X**		See item: 13
Site Security	**X**		none
Landscaping - general	**X**		none
Landscaping - lawn	**X**		none
Landscaping - plantings	**X**		none
Statues	**X**		none
Flags / Flagpoles	**X**		none
Furnishings	**X**		none
Paint Condition	**X**		none
Loading Dock	**X**		See item: 14, 66
Concrete plaza and stairs	**X**		none
Snow/Ice Removal	**X**		none

Other Observations/Notes:

Area along north docks blocked for lockerroom construction.

6. Facility Inspection

Part of the assessment protocol was to conduct a walkthrough of the facility, roof, and exterior. Inspection summary checklists are included in the following pages as the inspection documentation.

The “comments” section of the checklist makes reference to specific item numbers. These item numbers are listed numerically in **Appendix H** and correlate to a photograph taken during the facility walkthrough. The list and photographs are intended to illustrate specific elements and locations that attention might be given in terms of maintenance or monitoring. Photographs from this year’s inspection are included in **Appendix I**.

A copy of the specific findings from the 2023 inspection is included in **Appendix H** with maintenance items being noted as “completed” where appropriate. Essentially the Team addressed, or has made plans to address, 100% of the items noted in 2023 at the time of the 2024 inspection.

CMMS

Reviewer: SIGMA Date: Aug-24

Event Status: **Annual Audit**

ITEM REVIEWED	Satisfactory	Needs Improvement	COMMENTS
Vendor supplied manuals	**X**		
Equipment List in CMMS	**X**		The Packers are utilizing a new CMMS system. All building equipment has been entered into the CMMS and is being maintained.
Vendor recommended maintenance tasks entered in CMMS	**X**		PM's are scheduled into the system for the equipment entered.
Documentation of Preventive Maintenance	**X**		Records are tracked electronically on CMMS
Documentation of Demand Maintenance	**X**		Records are tracked electronically on CMMS

Other Observations/Notes:

Roofing

Reviewer: SIGMA Date: Aug-24

Event Status: **Annual Audit** ☐ Prior ☐ During ☐ After ☐ **Non-event Day**

ITEM REVIEWED	Satisfactory	Needs Improvement	COMMENTS
Press Box Roof	**X**		See items: 25, 26, 31, 38, 50
600 Level Roof	**X**		See items: 15, 27, 53, 68, 70, 87, 88, 31, 84
East Roofs	**X**		none
Tailgate Village Roof	**X**		none
Metal Deck Roof over Dock & Shops	**X**		See item: 2
Canopies	**X**		none
North Scoreboard Roof	**X**		none
Expansion Joints	**X**		See item: 53
Atrium Roof	**X**		See items: 27, 28, 53, 69, 72, 88
Flagpoles	**X**		none

Other Observations/Notes:

Fireworks appear to have melted isolate areas of roof membrane.

Exterior Walls

Reviewer: SIGMA Date: Aug-24

Event Status: **Annual Audit** ☐ Prior ☐ During ☐ After ☐ **Non-event Day**

ITEM REVIEWED	Satisfactory	Needs Improvement	COMMENTS
Exterior Brick & Precast	**X**		See items: 5, 28
Doors and Glass	**X**		See items: 42, 43
Exposed Structural Steel	**X**		See item: 20
Cast-in-Place Concrete & CMU	**X**		none
Translucent Panel Curtain Wall	**X**		none
Glass Curtain Wall	**X**		See item: 42
Sheet Metal Curtain Wall	**X**		none
EFIS Finished Walls	**X**		none
Signage	**X**		none
Lighting	**X**		none

Other Observations/Notes:

The condition of the precast panels remains unchanged from last year and will continue to be monitored.

Interiors & Finishes

Reviewer: SIGMA Date: Aug-24

Event Status: **Annual Audit** ☐ Prior ☐ During ☐ After ☐ **Non-event Day**

ITEM REVIEWED	Satisfactory	Needs Improvement	COMMENTS
Packers Offices	**X**		none
Maintenance	**X**		none
Warehouse	**X**		none
Home Team Facilities & Club Houses	**X**		none
Visiting Team Facilities	**X**		none
Officials, Grounds, & Chain Crew Facilities	**X**		none
Restrooms (All Levels)	**X**		See items: 10, 14, 27, 45, 48, 86
Boxes and Super Suites	**X**		See items: 11, 32, 60, 9, 48, 54, 66, 90
Indoor Club Areas	**X**		none
Special Event Offices	**X**		none
Stadium District Offices	**X**		none
Ticket Offices	**X**		none
Press Box	**X**		none
Media Work Areas & Interview Rooms	**X**		none
Lambeau Field Atrium	**X**		See items: 30, 45, 28, 32
Packers Pro-Shop	**X**		none
Packers Extra Points Store	**X**		none
Packers Game Day Pro-Shop	**X**		none
Hall of Fame	**X**		none
Associated Bank Club Level	**X**		none
Miller Lite	**X**		none
Tailgate Village	**X**		none
Guest Services and First Aird	**X**		none

Other Observations/Notes:

Concourses

Reviewer: SIGMA Date: Aug-24

Event Status: **Annual Audit** ☐ Prior ☐ During ☐ After ☐ **Non-event Day**

ITEM REVIEWED	Satisfactory	Needs Improvement	COMMENTS
Service Level Slab-on-Grade	**X**		none
100 Level Slab-on-Metal Deck	**X**		See item: 17
300 Level Slab-on-Metal Deck	**X**		See item: 17
Box Level Concourses	**X**		See items: 29, 32, 33, 66, 75, 85
Expansion Joints	**X**		none
Railings	**X**		none
CMU Walls	**X**		none
EIFS Walls	**X**		none
Precast Walls	**X**		none
Metal Panel Walls	**X**		none
Doors and Door Frames	**X**		See item: 30

Other Observations/Notes:

Bowl Structure

Reviewer: SIGMA Date: Aug-24

Event Status: **Annual Audit** ☐ Prior ☐ During ☐ After ☐ **Non-event Day**

ITEM REVIEWED	Satisfactory	Needs Improvement	COMMENTS
Structural Steel	**X**		See item: 20
Steel Connections	**X**		See items: 19, 20
Steel Painting	**X**		See item: 20
Steel Sprayed-on Fire protection	**X**		none
Vomitory Concrete Walls	**X**		none
Concrete Stairs	**X**		none
Concrete Painting	**X**		See item: 66

Other Observations/Notes:

Structural steel is painted in a rotational program.

Seating Bowl, Seating & Handrails

Reviewer: SIGMA Date: Aug-24

Event Status: **Annual Audit** ☐ Prior ☐ During ☐ After ☐ **Non-event Day**

ITEM REVIEWED	Satisfactory	Needs Improvement	COMMENTS
Club Chairs	**X**		See items: 7, 56
Companion Chairs	**X**		none
Railings	**X**		See item: 47
Bleacher Seating	**X**		none
Precast Concrete Risers	**X**		none
Joint between Bleachers & Accessible Seats	**X**		none
Expansion Joints	**X**		See item: 28
Traffic Coating	**X**		none
Box Exterior - Glass	**X**		none
Box Exterior - Metal Panel	**X**		none
Box Exterior - Signage	**X**		none

Other Observations/Notes:

Structural steel is painted in a rotational program.

Concession Stands

Reviewer: SIGMA Date: Aug-24

Event Status: **Annual Audit** ☐ Prior ☐ During ☐ After ☐ **Non-event Day**

ITEM REVIEWED	Satisfactory	Needs Improvement	COMMENTS
Concession Stand Finishes (all levels)	**X**		See items: 10, 20, 48, 66, 89
Concession Prep. Finishes (all levels)	**X**		See items: 28, 46
Concession Pantries (all levels)	**X**		none
Service Level Commissary & Offices	**X**		none
Grab and Go Concessions (all levels)	**X**		none
Titletown Grill	**X**		none
1919 Kitchen & Tap	**X**		none
Food Service Equipment (all levels)	**X**		See item: 63

Other Observations/Notes:

Signage

Reviewer: SIGMA Date: Aug-24

Event Status: **Annual Audit** ☐ Prior ☐ During ☐ After ☐ **Non-event Day**

ITEM REVIEWED	Satisfactory	Needs Improvement	COMMENTS
Concourse Signage	**X**		See item: 74
Room Signage	**X**		none
Stair Signage	**X**		none
Seating Signage	**X**		See item: 80

Other Observations/Notes:

Lighting

Reviewer: SIGMA Date: Aug-24

Event Status: **Annual Audit** ☐ Prior ☐ During ☐ After ☐ **Non-event Day**

ITEM REVIEWED	Satisfactory	Needs Improvement	COMMENTS
Sports Lighting	**X**		none
Structural Steel Towers for Light Racks	**X**		none
Emergency Lighting	**X**		none
Concourse Lighting	**X**		none
Room Lighting	**X**		none

Other Observations/Notes:

Sound System

Reviewer: N/A Date: Aug-24

Event Status: **Annual Audit** ☐ Prior ☐ During ☐ After ☐ **Non-event Day**

ITEM REVIEWED	Satisfactory	Needs Improvement	COMMENTS
Seating Bowl Sound	**X**		none
Concourse Sound	**X**		See items: 76, 77, 78
Emergency Paging System	**X**		none

Other Observations/Notes:

Visual Systems

Reviewer: SIGMA Date: Aug-24

Event Status: **Annual Audit** ☐ Prior ☐ During ☐ After ☐ **Non-event Day**

ITEM REVIEWED	Satisfactory	Needs Improvement	COMMENTS
Scoreboards	**X**		none
Scoreboard Mezzanines	**X**		none
Ad Panels	**X**		none
Televisions (all levels)	**X**		none

Other Observations/Notes:

Mechanical Systems

Reviewer: SIGMA Date: Aug-24

Event Status: **Annual Audit** ☐ Prior ☐ During ☐ After ☐ **Non-event Day**

ITEM REVIEWED	Satisfactory	Needs Improvement	COMMENTS
Mechanical Rooms	**X**		See item: 26
Mechanical Units (Air Handling Unit, etc.)	**X**		none
Sheet Metal (duct work)	**X**		none

Other Observations/Notes:

Similar to previous years, equipment was not tested, only visually observed.

Plumbing Systems

Reviewer: SIGMA Date: Aug-24

Event Status: **Annual Audit** ☐ Prior ☐ During ☐ After ☐ **Non-event Day**

ITEM REVIEWED	Satisfactory	Needs Improvement	COMMENTS
Fixtures	**X**		See item: 34, 83
Piping	**X**		none
Boiler	**X**		none
Chiller	**X**		none
Drains & Inlets & Valves	**X**		none
Insulation	**X**		none
Hot Water Heaters	**X**		none
Pumps	**X**		none

Other Observations/Notes:

Similar to previous years, equipment was not tested, only visually observed.

Electrical Systems

Reviewer: SIGMA Date: Aug-24

Event Status: **Annual Audit** ☐ Prior ☐ During ☐ After ☐ **Non-event Day**

ITEM REVIEWED	Satisfactory	Needs Improvement	COMMENTS
Electrical Rooms	**X**		none
Electrical Substations	**X**		none
Electrical Distribution	**X**		See items: 15, 37, 40, 65
Emergency Generator	**X**		none

Other Observations/Notes:

Similar to previous years, equipment was not tested, only visually observed.

Playing Field

Reviewer: SIGMA Date: Aug-24

Event Status: **Annual Audit** ☐ Prior ☐ During ☐ After ☐ **Non-event Day**

ITEM REVIEWED	Satisfactory	Needs Improvement	COMMENTS
Field Conditions / Restoration	**X**		none
Lighting	**X**		none
Goal Posts	**X**		none
Concrete Walk around Field	**X**		none
Drainage	**X**		none
Irrigation System	**X**		none
Heating System	**X**		none
Wall Padding	**X**		none

Other Observations/Notes:

Security Systems

Reviewer: SIGMA Date: Aug-24

Event Status: **Annual Audit** ☐ Prior ☐ During ☐ After ☐ **Non-event Day**

ITEM REVIEWED	Satisfactory	Needs Improvement	COMMENTS
Security Office	**X**		none
Surveillance Cameras	**X**		none
Door Card Readers	**X**		none

Other Observations/Notes:

Fire Protection Systems

Reviewer: SIGMA Date: Aug-24

Event Status: **Annual Audit** ☐ Prior ☐ During ☐ After ☐ **Non-event Day**

ITEM REVIEWED	Satisfactory	Needs Improvement	COMMENTS
Sprinkler Heads	**X**		none
Fire Booster Pump Rooms (all levels)	**X**		none
Piping	**X**		none
Smoke Alarms	**X**		none
Strobes	**X**		none
Fire Protection and Sealant	**X**		See items: 35, 37
Exterior Fire Connections	**X**		none

Other Observations/Notes:

Conveying Systems

Reviewer: SIGMA Date: Aug-24

Event Status: **Annual Audit** ☐ Prior ☐ During ☐ After ☐ **Non-event Day**

ITEM REVIEWED	Satisfactory	Needs Improvement	COMMENTS
Freight Elevator	**X**		none
Passenger Elevators	**X**		none
Escalators	**X**		none
Stairs	**X**		See items: 28, 32
Mezzanines	**X**		none
Ramps	**X**		See items: 14, 20, 47

Other Observations/Notes:

Furniture Fixtures & Equipment

Reviewer: SIGMA Date: Aug-24

Event Status: **Annual Audit** ☐ Prior ☐ During ☐ After ☐ **Non-event Day**

ITEM REVIEWED	Satisfactory	Needs Improvement	COMMENTS
Box Furniture	**X**		none
Work Area Furniture	**X**		none
Office Furniture	**X**		none
Concourse Furniture	**X**		none

Other Observations/Notes:

Appendix A

Standards for Maintenance Monitoring Program

GREEN BAY/BROWN COUNTY
PROFESSIONAL FOOTBALL STADIUM DISTRICT

Standards for Maintenance
Monitoring Program

I. BACKGROUND

The Lambeau Field Lease Agreement by and Among Green Bay/Brown County Professional Football Stadium District, City of Green Bay, Wisconsin and Green Bay Packers, Inc. (the "Lease") was made as of January 1, 2001. Recital H of the Lease provides that: "the DISTRICT shall have the entire authority to act as the sole lessor hereunder (except to the extent expressly reserved to the City hereunder), until such time as the District ceases to exist…". Further, Section 3.4 of the Lease provides that: "the District shall have the right at all times to grant all consents and to enforce any and all rights of the District and the City set forth in or arising by virtue of the Lease…".

As landlord of Lambeau Field, the District has the responsibility to monitor the Team's performance of its obligations under the Lease. The Standards for Maintenance Monitoring Program, developed in cooperation with the Team, is intended to accomplish the following purposes:

1. Establish a formal cooperative approach to monitoring maintenance of the Lambeau Field Complex.

2. Ensure that the District's inspection responsibilities are conducted in a manner that causes minimal disruption to the Team's use of the Lambeau Field Complex.

3. Improve communication among the District, Team and City of Green Bay (as appropriate) regarding maintenance matters.

4. Provide background information regarding operations and maintenance in order to expedite draws from the Operations and Maintenance Fund.

5. Ensure consideration of operations and maintenance needs in the formulation of the Long-Range Capital Improvements Plan.

II. MAINTENANCE OBLIGATIONS UNDER THE LEASE

"Maintenance" is defined in the Lease as follows:

"Maintenance" shall mean such services and items of maintenance which are customarily treated as expenses in accordance with GAAP and (i) are routine, regular, periodic and predictable in nature (including, but not limited to, the payment of utility charges and the costs incurred under any maintenance contracts and/or similar service contracts), (ii) prudently should be made to avoid Major Capital Repairs, or (iii) are needed to keep the Lambeau Field Complex clean and free of debris. Standards for Maintenance are set for in Exhibit B.

Section 14.1 of the Lambeau Field Lease Agreement defines the Team's maintenance obligations as follows:

The Team shall make and perform any and all Maintenance on the Lambeau Field Complex. Such Maintenance shall be performed in accordance with the provisions of Exhibit B attached hereto and made a part hereof and the provisions of this Article 14. The Team shall be entitled to draw upon the Operations and Maintenance Fund to pay the Actual Operations and Maintenance Costs. In the event the amounts therein are insufficient to pay All Actual Operations and Maintenance Costs, the Team shall nevertheless make and perform the Maintenance at its expense, subject to Suction 14.8(a)(ii).

Section 14.7 of the Lease outlines the relations between the Team and the City regarding maintenance as follows:

As between the City and the Team, The Team shall be responsible for all Maintenance of the Lambeau Field Complex, and the City shall have no obligation to deposit funds into the Operations and Maintenance Fund. The Team and the City shall use good faith efforts to enter into a multi-year City Maintenance Agreement for the performance of appropriate Maintenance services. The terms of any such City Maintenance Agreement shall take into consideration, among other things, (i) those services which the Team desires to be supplied to it and are within the capabilities of the City at a competitive pricing structure, (ii) the security requirements of the Team, and (iii) the nature of any existing service relationship between the Team and third party service providers.

Standards for Maintenance are defined in Exhibit B of the Lease as follows:

The Team shall perform all work (including all labor, supplies, materials and equipment) reasonably necessary for the cleaning the routine upkeep of the Lambeau Field Complex including any property, structures, surfaces, facilities, fixtures, equipment or furnishings in order to preserve such items in their existing conditions, ordinary wear and tear excepted. By way of illustration, and without limiting the generality of the foregoing, maintenance shall include: (i) preventive or periodic maintenance procedures for equipment, fixtures or systems; (ii) periodic testing of building systems, such as mechanical, card-key security, fire alarm and sound systems; (iii) ongoing trash removal; (iv) regular maintenance procedures for HVAC, plumbing, mechanical, electrical and structural systems, such as periodic cleaning, lubrication, and changing of air filters; (v) touch-up painting; (vi) cleaning, prior to, during and following all Football Home Games, Team Uses and Events and Special Events; and (vii) any other work of a routine, regular and generally predictable nature that is reasonably necessary in order to keep the Lambeau Field Complex in good order and condition. The Team shall cause all maintenance to be performed in a safe and first-class manner, and a manner that is consistent with the maintenance and repair standards of National Football League facilities.

Section 13.1(a) of the Lease provides:

In addition to all of the District's rights hereunder and under the Construction Administration Agreement, the District hereby reserves the following rights (exercisable with reasonable prior notice to the Team and without effecting an eviction or disturbance of the Team's use or possession of the Lambeau Field Complex or giving rise to any claim for set-off or abatement of Rent or affecting any of the Team's obligations under this Lease): to enter the Lambeau Field Complex at reasonable hours for reasonable purposes including without limitation, inspection of the Team's performance of Maintenance, Major Capital Repairs and Improvements.

Section 13.1 (b) gives the same rights to the City as Section 13.1(a) gives to the District.

Section 7.5 of the Lease provides that:

The District shall establish and maintain a trust fund to pay maintenance and operations costs of the Lambeau Field Complex (referred to this Lease as the "Operations and Maintenance Fund").

Section 7.5(c) of the Lease (as amended) states that:

> *The Operations and Maintenance Fund shall be used to pay Actual Operations and Maintenance Costs during each of the first 28 years of the Primary Term. Additionally, the Operations and Maintenance Funds shall be used to pay certain costs incurred during Initial Term including Traffic Control Obligations, Security Obligations and Emergency Medical Obligations as defined in Section 10.3, and the costs of acquiring and installing radio communications systems necessary for Team and/or public safety purposes. Disbursements shall be made to or at the order of the Team upon receipt of requisitions from the Team identifying the costs and certifying that the costs have been properly incurred in accordance with Article XIV and either have been advanced by the Team or are currently due, owing and unpaid. The requisitions shall be supported with documentary evidence reasonably satisfactory to the District.*

As is shown above, specific Lease provisions govern maintenance of the Lambeau Field Complex. Additionally, specific provisions of the Lease establish the District's obligation to process disbursements to pay for operations and maintenance costs. The District and Team will work cooperatively to monitor and attain Standards for Maintenance and to process disbursements from the Operations and Maintenance Fund.

III. GOALS

The District and Team understand that proper maintenance is necessary to attain the following mutually established goals:

Goal 1: Protect the Team and taxpayer's investment in the Lambeau Field Complex.

Goal 2: Maintain a clean, safe and secure environment for tenants, employees and the public.

Goal 3: Meet customer service expectations.

Goal 4: Reduce operating costs by fostering the efficient operation of systems and minimizing downtime through preventive maintenance.

Goal 5: Extend the useful life of assets and identify assets in need of repair or replacement.

IV. MONITORING PROGRAM

The District has established this Standards for Maintenance Monitoring Program in cooperation with the Team. The Program consists of a specific set of reporting and monitoring activities to be undertaken at various frequencies (e.g. monthly, quarterly, annually etc.). Table 1 identifies for each maintenance function; reporting and monitoring activities, frequency and participants.

The philosophy of the Program will be one of quality improvement. Findings and/or recommendations of the various Program activities will be discussed with the Team and used to refine maintenance practices and operating procedures.

TABLE 1
REPORTING AND MONITORING ACTIVITIES

FUNCTION	ACTIVITIES	FREQUENCY	PARTICIPANTS
Annual O&M Budget.	a. Review of O&M Budget b. O&M Draw Requests	Annually Monthly	District/Team District/Team
City Maintenance Agreement.	a. Review of Agreement	Annually	District/Team/City
Preventive or periodic maintenance for equipment, fixtures or systems.	a. Team report and facility walk through b. Audit by District Consultant c. Review audit findings /recommendations	Quarterly Annually Annually	District/Team/City District/Team/ Consultant District/Team/ Consultant
Periodic testing of building systems such as mechanical, card-key security, fire alarm and sound systems.	a. Team report and facility walk through b. Audit by District Consultant c. Review audit findings /recommendations	Quarterly Annually Annually	District/Team/City District/Team/ Consultant District/Team/ Consultant
Ongoing trash removal.	a. Team report and facility walk through b. Game Review c. Event Review	Quarterly Twice per Season Quarterly (for selected events)	District/Team/City District/Team District/Team
Regular maintenance procedures for HVAC, plumbing, mechanical, electrical and structural systems such as periodic cleaning, lubrication and changing of air filters.	a. Team report and facility walk through b. Audit by District Consultant c. Review audit findings /recommendations	Quarterly Annually Annually	District/Team/City District/Team/ Consultant District/Team/ Consultant
Touch up painting.	a. Team report and facility walk through b. Audit by District Consultant c. Review audit findings /recommendations	Quarterly Annually Annually	District/Team/City District/Team/ Consultant District/Team/ Consultant
Cleaning prior to, during and following all: a. Football Home Games b. Team Uses and Events and Special Events	a. Game Review b. Event Review	Twice per Season Quarterly (for selected events)	District/Team District/Team
Any other work of a routine, regular and generally predictable nature that is reasonably necessary to keep the complex in good order and condition.	a. Team report and facility walk through b. Audit by District Consultant	Quarterly Annually	District/Team/City District/Team/ Consultant
Maintenance to be performed in a safe and first-class manner.	a. Team report and facility walk through b. Audit by District Consultant	Quarterly Annually	District/Team/City District/Team/ Consultant
Maintenance to be performed consistent with maintenance and repair standards of NFL facilities.	a. Walk through Stadium Managers Association to identify standards.	Annually	District/Team
Issue response.	a. On-site investigation	As needed	District/Team/City

Note: The District will invite the City to participate in the quarterly facility walk through. Participation will be at the discretion of the City.

Appendix B

Green Bay Packers Facility Department
Organizational Structure

Green Bay Packers

Facilities

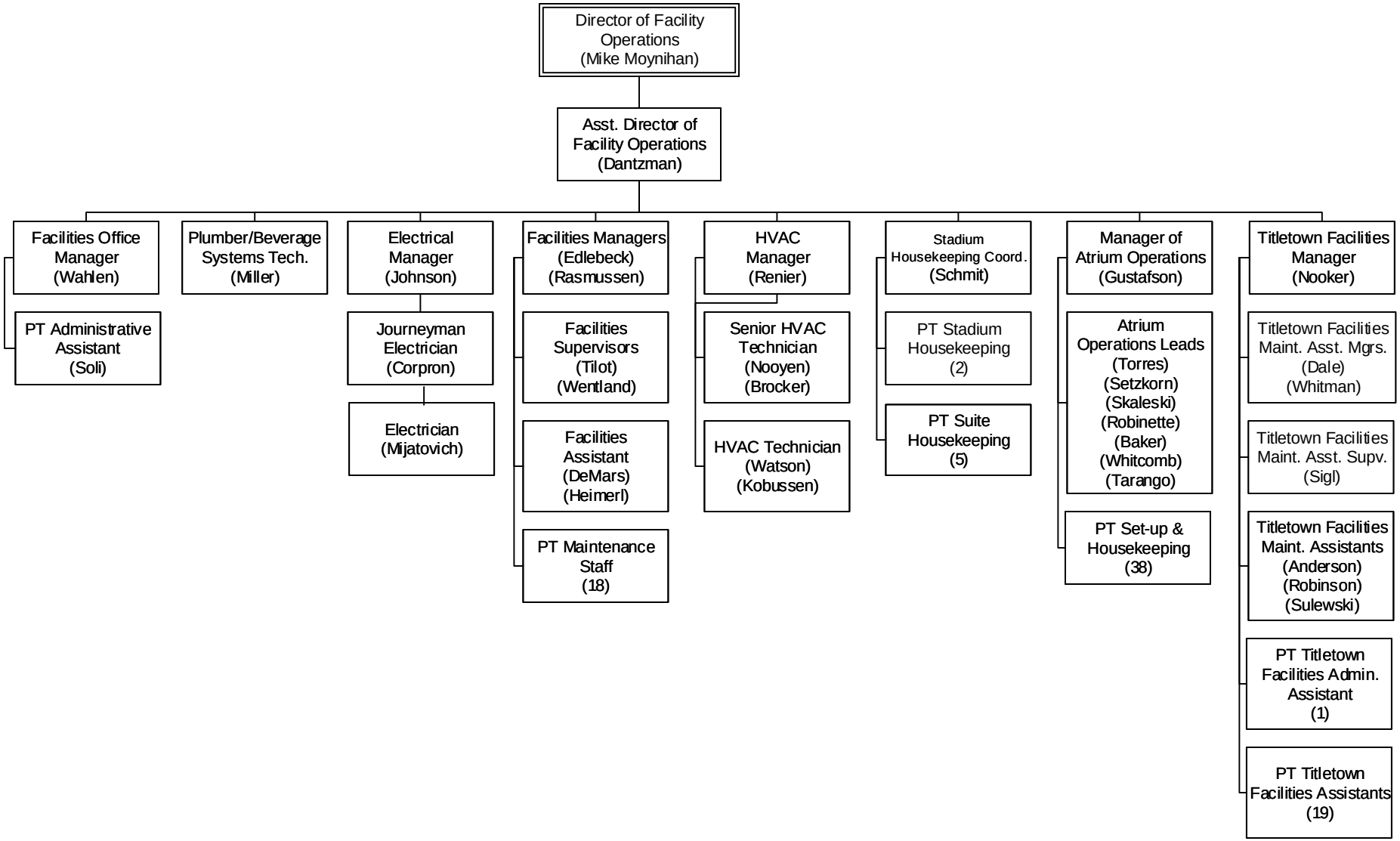

Rev. 05/23/24

Appendix C

Green Bay Packers
Facility Service Providers and Responsibilities

LISTING OF SERVICE PROVIDERS
AND INSPECTION AGENCIES

SERVICE PROVIDER	SERVICES/PRODUCTS
AAA SANITATION	GREASE TRAP MAINTENANCE
ADVANCED AUTO PARTS	VEHICLE PARTS
ADVANCED MAINTENANCE	OFFICE CLEANING
AHERN FIRE PROTECTION	FIRE SPRINKLER SYSTEM MAINTENANCE
AIRGAS	CO2 & SHOP GASSES
AMBROSIUS SALES & SERVICE	SNOW EQUIPMENT MAINTENANCE
APPLE VALLEY LANDSCAPE	SNOW REMOVAL
ARBON	GARAGE & DOCK DOORS MAINTENANCE
AUGUST WINTERS	HVAC/PLUMBING
AUTOMOTIVE SUPPLY	VEHICLE PARTS
BADGER BALANCING	HVAC BALANCING
BATTERIES PLUS	BATTERIES
BATZNER PEST CONTROL	BIRD CONTROL
BAY VERTE	TOOLS & SUPPLIES
BELSON	JANITORIAL SUPPLIES
BOBCAT OF GREEN BAY	BOBCATS
BROADWAY AUTOMOTIVE	VEHICLE MAINTENANCE
BROWN COUNTY HEALTH DEPARTMENT	HEALTH INSPECTIONS
CARRICO AQUATIC RESOURCES	POOL SUPPLY AND SERVICES
CENTRAL RESTORATION	BOWL RESTORATION
CHAD ROFFERS TRUCKING	SNOW MELT
CITY OF GREEN BAY	LOT SWEEPING & SURGE TANK MAINTENANCE
CORCORAN	WALL REPAIR & PAINTING
CRESTRON	LIGHTING SYSTEM
CUSTOM CABINETS	CABINETRY REPAIR
DEKEYSER	SEWER & PLUMBING MAINTENANCE
DELTA-T	HVAC SUPPLY
DON STEVENS	ICE MACHINES
ELECTRIC POWER SYSTEMS	CHILLER VCB TESTING
ENTRANCE SYSTEMS	ELECTRONIC GATE MAINTENANCE
EXCEL UNDERGROUND	UTILITY LOCATOR
EXPRESS INSULATION	PLUMBING INSULATION
FAHRNER ASPHALT	ASPHALT MAINTENANCE
FAIRCHILD EQUIPMENT	FORKLIFTS & CARTS
FASTENAL	HARDRDWARE & SUPPLIES

FERGUSON	PLUMBING SUPPLIES
FERRELLGAS	PROPANE
FILTRATION SERVICES	HVAC FILTERS
FIRST SUPPLY	HVAC & PLUMBING SUPPLIES
FLY ME FLAG	FLAGS
FORTRESS FENCE	FENCE REPAIR AND PARTS
FRANKS RADIO	RADIOS
G&O THERMAL SUPPLY	HVAC SUPPLIES
GARRATT CALLAHAN	CHILLER MAINTENANCE & SUPPLIES
GFL ENVIRONMENTAL	WASTE REMOVAL
GRAINGER	SUPPLIES
GUSTAVE LARSON	HVAC SUPPLIES
HEAT & POWER PRODUCTS	CHILLER & BOILER SUPPLIES
HENRICKSEN	FURNITURE
HJ MARTIN	FLOORING & GLASS
HOBART	DISHWASHER MAINTENANCE
H-O-H WATER TECHNOLOGY	CHILLER CHEMICALS
HOLIDAY AUTOMOTIVE	VEHICLE MAINTENANCE
HVAC USA	HVAC SUPPLIES
HYDROCLEAN EQUIPMENT	PRESSURE WASHERS
HYDRO-FLO	PLUMBING MAINTENANCE
IRWIN SEATING	SEATING PARTS & SUPPLIES
JACK'S MAINTENANCE	WINDOW CLEANING & PRESSURE WASHING
JANI-KING	HOUSEKEEPING
JFTCO	GENERATOR MAINTENANCE
JMB & ASSOCIATES	FREQUENCY DRIVES
JOHNSON CONTROLS	INSTRUMENTATION AND CONTROLS
JONES SIGN	SIGNAGE
JW INDUSTRIES	BLEACHERS & RAILINGS
KI	FURNITURE
LAFORCE HARDWARE	DOOR HARDWARE
LIMBLE	CMMS SOFTWARE
LP MOORADIAN	FLOOR CLEANING SUPPLIES & EQUIPMENT
MARTELL CONSTRUCTION	CONSTRUCTION
MILL COATINGS	SURFACE COATING
MIRON CONSTRUCTION	CONSTRUCTION
MMJV	CHILLER MAINTENANCE
MOTION INDUSTRIES	HVAC SUPPLIES
NASSCO	JANITORAL SUPPLIES
NORTHERN METAL AND ROOFING	ROOF MAINTENANCE

NORTHEAST ASPHALT	ASPHALT MAINTENANCE
NORTHWOODS KITCHEN EXHAUST	HOOD CLEANING
OTIS ELEVATOR	ELEVATOR & ESCALATOR MAINTENANCE
OVERHEAD DOOR	GARAGE DOORS
PACKER CITY SOFT WATER	SOFT WATER PRODUCTS
PACKER FASTENER	HARDWARE
PARTSTOWN	HVAC SUPPLIES
POOL SUPPLY UNLIMITED	POOL SUPPLIES
POOL WORKS	POOL CHEMICALS & SUPPLIES
PROFESSIONAL DOOR SYSTEMS	DOOR MAINTENANCE
PROFESSIONAL SUPPLY	PAPER PRODUCTS
QUALITY CUSTOM METAL	METAL FABRICATION
QUALITY SANDBLASTING	SAND BLASTING
QUICK SIGNS	SIGNAGE
RASMUSSEN ELECTRIC	ELECTRICAL SUPPLIES
RIESTERER & SCHNELL	JOHN DEERE EQUIPMENT
ROSSETTI	ENGINERING SERVICES
SAN-A-CARE	SCRUBBING MACHINES
SHERWIN WILLIAMS	PAINT
SI METALS	METAL SUPPLIES
SIMPLEX	CARD READERS, FIRE ALARM SYSTEM
SOMERVILLE	ENGINEERING SERVIES
SPRING VALLEY	SNOW MELT
STATE OF WISCONSIN	PERMITS
STEVENS EQUIPMENT	HVAC SUPPLIES
SUNBELT	EQUIPMENT RENTAL
TEMPERATURE SYSTEMS	HVAC SUPPLIES
TENNANT	CLEANING EQUIPMENT
TNEMEC	PAINT
TRANE CO	HVAC SUPPLIES
TWEET/GAROT	HVAC CONTROLS & SUPPLIES
VAN'S FIRE AND SAFETY	FIRE EXTINGUISHERS & ANSUL SYSTEMS
VDH ELECTRIC	CONTRACTED ELECTRICIANS
VIKING ELECTRIC	ELECTRICAL SUPPLIES
VILLAGE OF ASHWAUBENON	FIRE INSPECTIONS
VISIONS UPHOLSTERY	CANOPIES, FIELD PADS, CANVASSES
VYRON	HVAC FILTERS & CHEMICALS
WEBSTAURANT STORE	CONCESSION/KITCHEN PARTS
WHITE BUFFALO TRUCKING	SNOW REMOVAL
WIL-KIL PEST CONTROL	PEST CONTROL

WISCONSIN ELEVATOR INSPECTIONS	ELEVATOR INSPECTION
WISCONSIN LIFT TRUCK	LIFT MAINTENANCE
WOLTER	MOTORIZED EQUIPMENT
XYLEM WATER SOLUTIONS	SURGE TANK MAINTENANCE
ZEISE CONSTRUCTION	BRICK & TILE INSTALLATION

Appendix D

Product Literature for Limble CMMS

Special Announcement: Limble raises $58M Series B Funding Round led by Goldman Sachs

Learn More (/limble-raises-58m-series-b/) Dismiss

CMMS Software

Make Managing Maintenance Easy with Limble's Intuitive CMMS Software

Try Self Demo(/self-demo/) See Pricing(/pricing/)



Special Announcement: Limble raises $58M Series B Funding Round led by Goldman Sachs
Learn More (/limble-raises-58m-series-b/) Dismiss

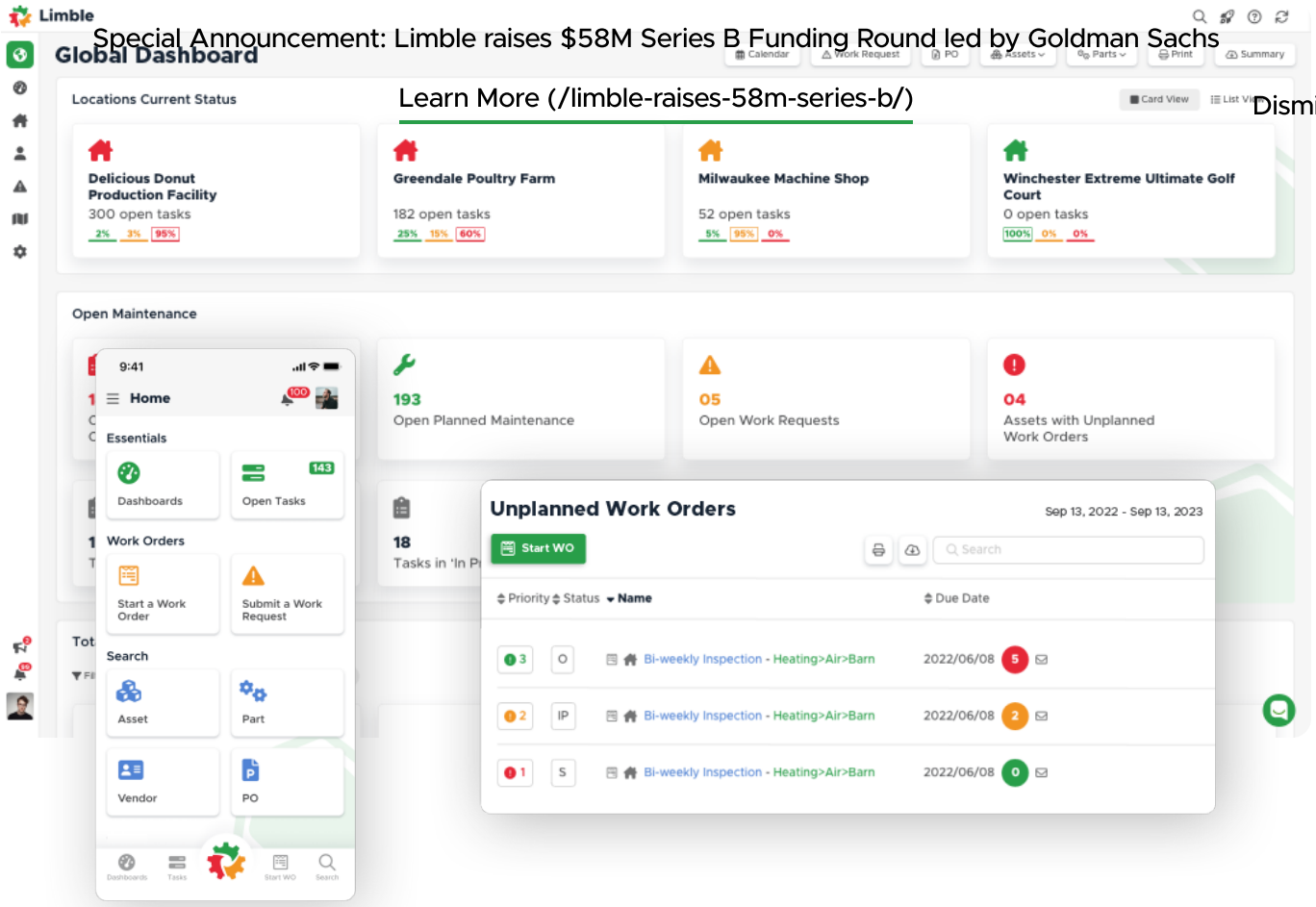

TRUSTED BY 50,000+ PROFESSIONALS AROUND THE WORLD

A CMMS Your Technicians Will Embrace

Easily organize work orders, PMs, and other tasks for your entire team.

Special Announcement: Limble raises $58M Series B Funding Round led by Goldman Sachs
Learn More (/limble-raises-58m-series-b/) Dismiss

- View all tasks, work orders, work requests, and PMs
- Streamline workflows and manage priorities so the right work gets done first
- Provide detailed instructions with pictures, files, checklists, and more
- Quickly communicate with team members and requestors so nothing gets lost
- Report KPIs on maintenance operations such as completed work, time spent, planned vs. unplanned tasks, and more

Try Self Demo(/self-demo/) See Pricing(/pricing/)

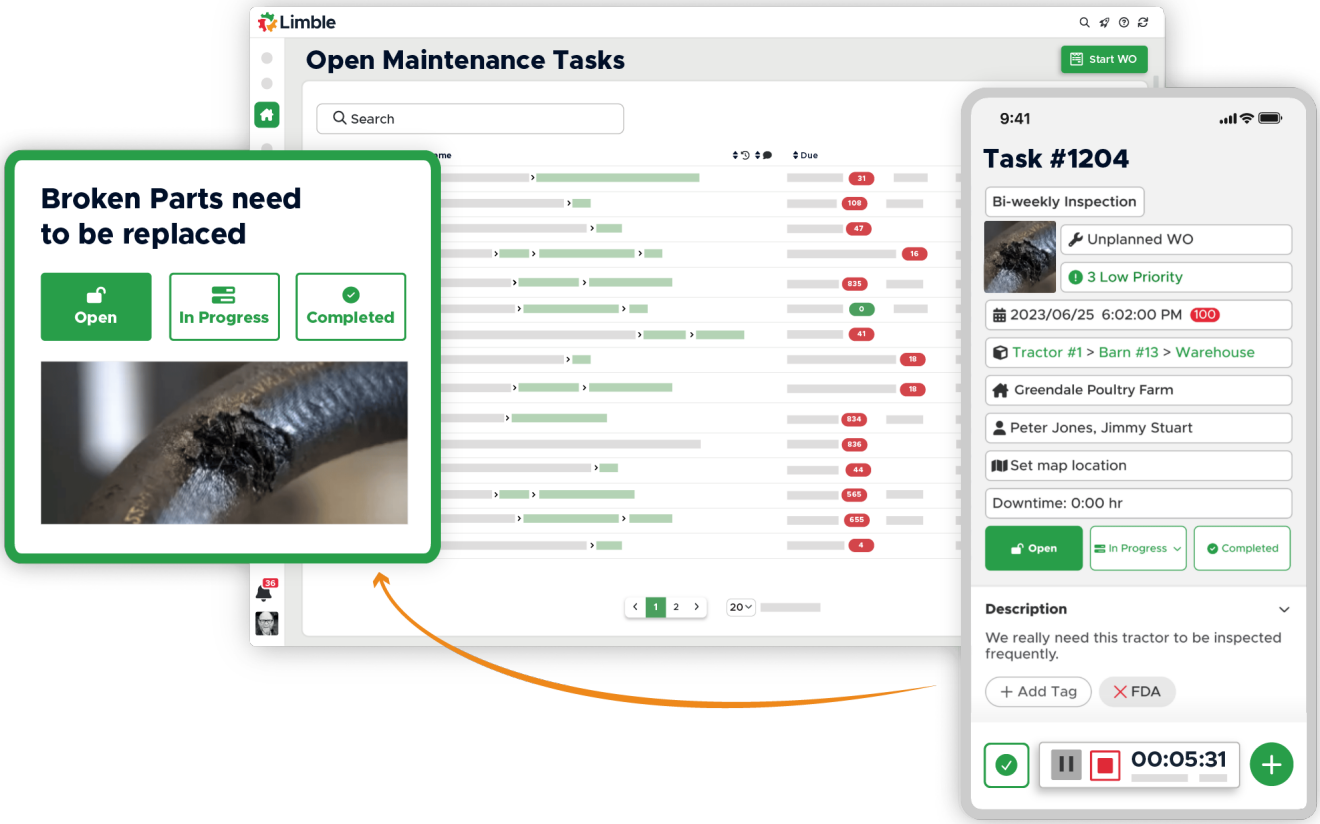

(https://limblecmms.com/wp-content/uploads/CMMS-Software-Work-Order-System-1024x652.webp)

Reduce Downtime

Automates your PM checklists, optimizes team efficiency, and cuts costs by transforming guesswork into data-driven uptime.

Special Announcement: Limble raises $58M Series B Funding Round led by Goldman Sachs
Learn More (/limble-raises-58m-series-b/) Dismiss

- Automate PM scheduling based on time, usage, or condition
- Build intuitive PM checklists with all the information and functionality your technicians need
- View critical KPIs such as maintenance costs, labor, downtime, MTTR/MTBF, and more
- Report on the success of your maintenance activities so that you can optimize asset performance

Try Self Demo(/self-demo/) See Pricing(/pricing/)

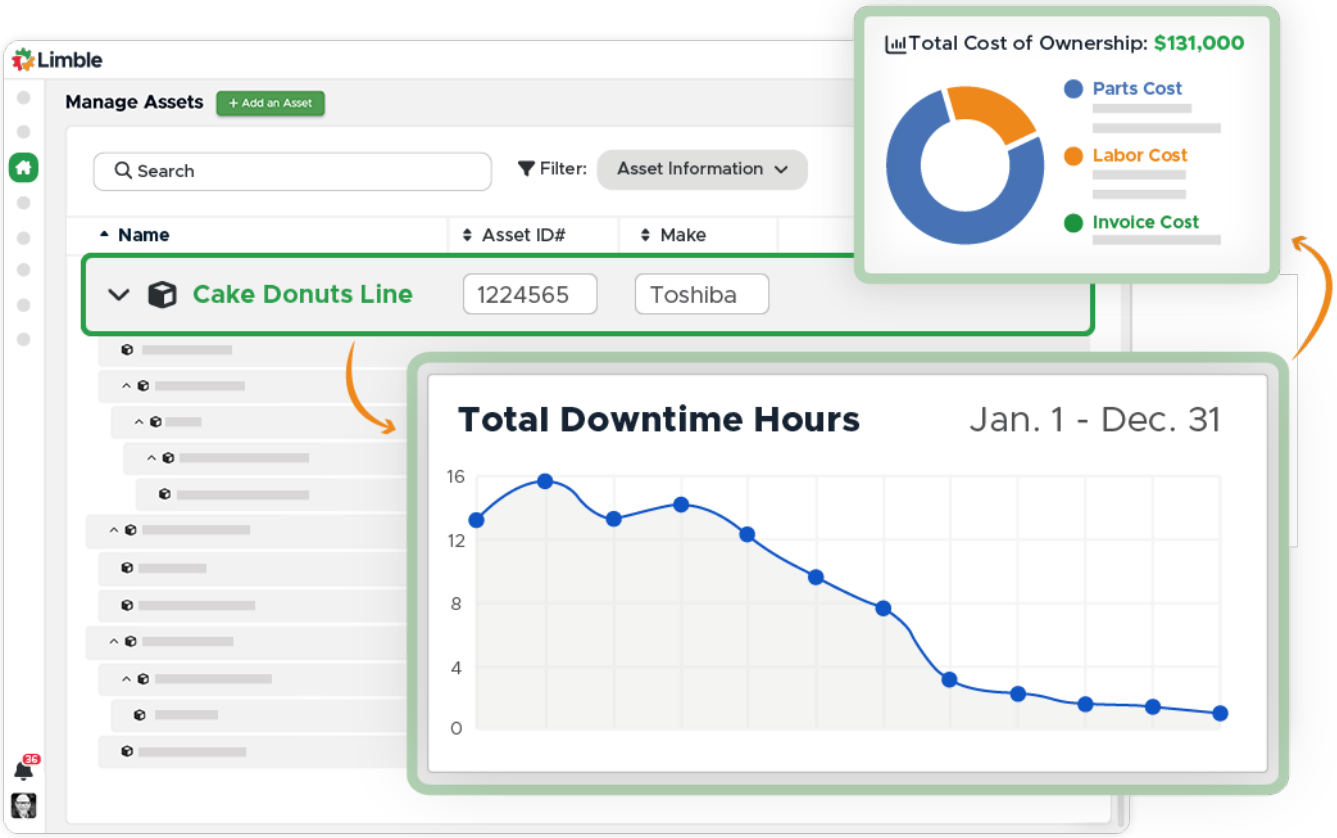

(https://limblecmms.com/wp-content/uploads/Track-Maintenance-Assets-and-Optimize-Performance-1024x694.webp)

Special Announcement: Limble raises $58M Series B Funding Round led by Goldman Sachs

Learn More (/limble-raises-58m-series-b/) Dismiss

Software Built for Maintenance Professionals

Intuitive and flexible asset management features make it easy to manage your assets, whether you have 10 or 10 million.

- Build custom asset hierarchies to stay organized
- Know the health of your assets, what they cost you and why
- View detailed asset maintenance logs in real-time
- Print QR codes to quickly lookup assets or start work

Try Self Demo(/self-demo/) See Pricing(/pricing/)

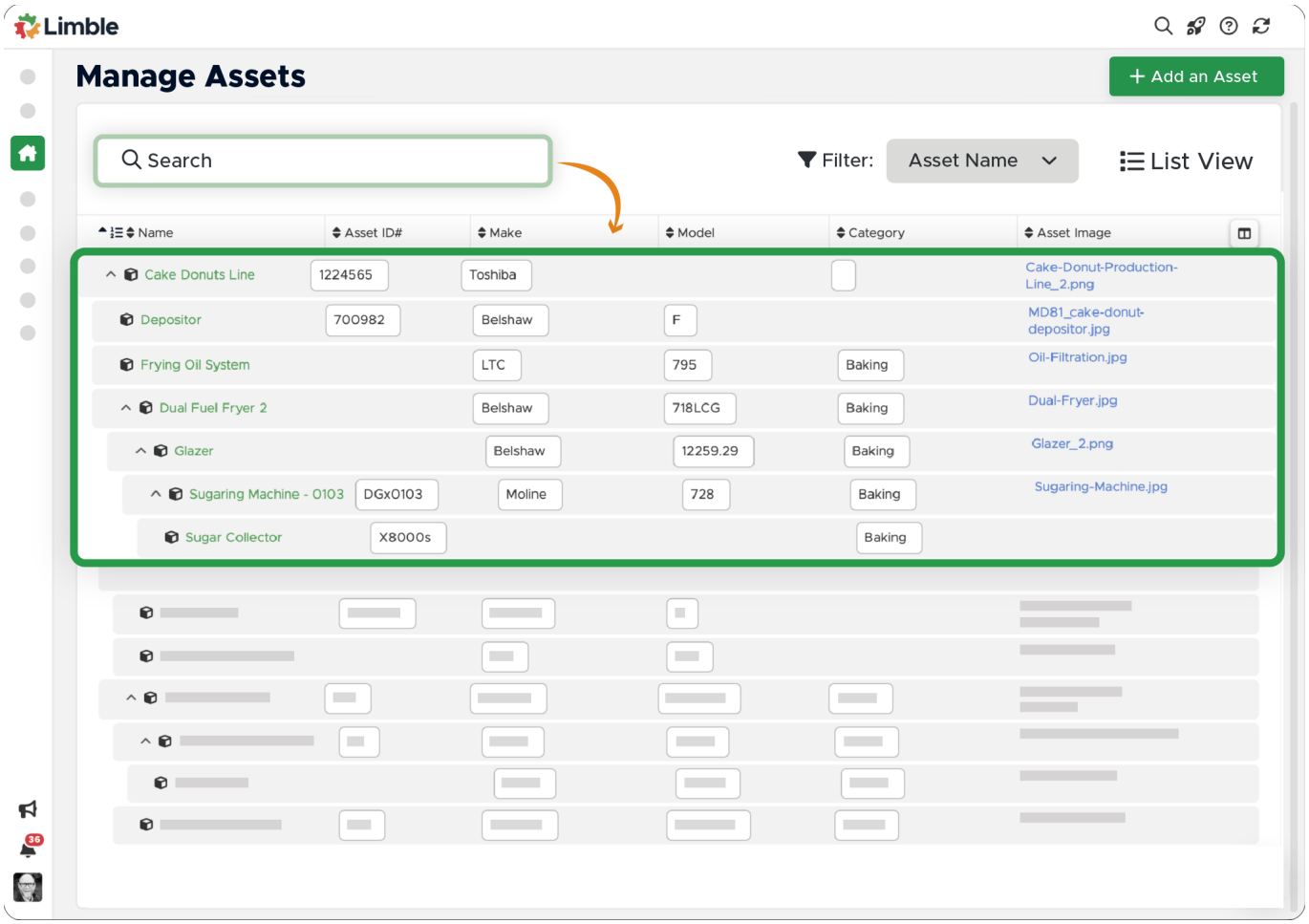

(https://limblecmms.com/wp-content/uploads/Website-Screenshots_ASSETS-Effortlessly-Organize-Your-Assets-2048x1440-V2-1024x720.webp)

Special Announcement: Limble raises $58M Series B Funding Round led by Goldman Sachs

Learn More (/limble-raises-58m-series-b/) Dismiss

Get Control of Your Inventory

Organize your spare parts to know what is in stock, where it is, and when it will run out to ensure your technicians have the parts they need to do the job.

- Instant push and email notifications when parts are low
- Barcode/ QR code lookup to easily check part stock quantities and location
- Unused parts tracking that tells you when items have gone stale
- Inventory Cycle Counts to keep your physical inventory accurate

Try Self Demo(/self-demo/) See Pricing(/pricing/)

Special Announcement: Limble raises $58M Series B Funding Round led by Goldman Sachs

Learn More (/limble-raises-58m-series-b/) Dismiss

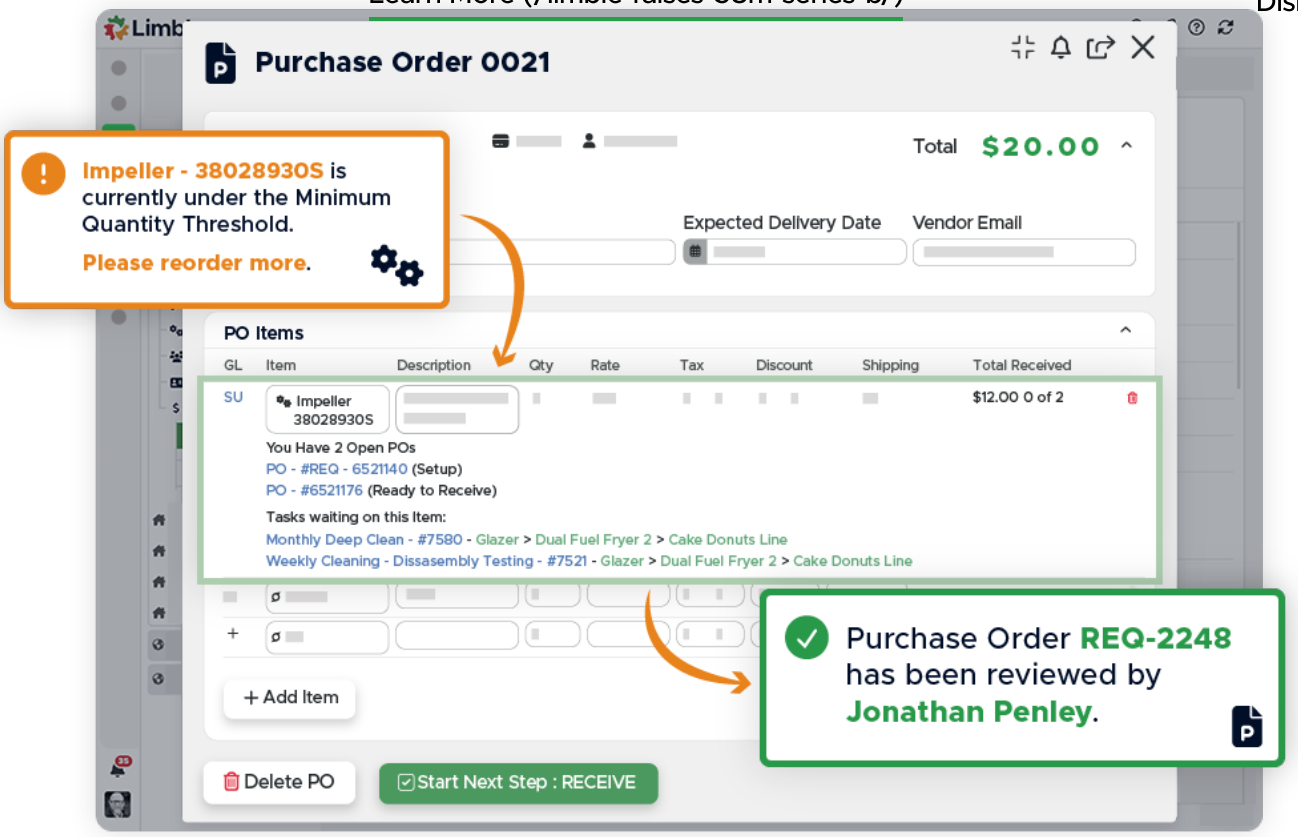

(https://limblecmms.com/wp-content/uploads/Spare-Part-Inventory-You-Can-Trust.webp)

See what our customers say about Limble.

Watch Case Study >(/case-study/)

Special Announcement: Limble raises $58M Series B Funding Round led by Goldman Sachs

Learn More (/limble-raises-58m-series-b/)

Dismiss

We got it and we haven't looked back. Best decision we have ever made.

Best decision ever

View Case Study (/case-study/tara-manufacturing/)

Carlos Melendez Maintenance Supervisor

Thank goodness we crossed paths with Limble software.

Thank goodness

View Case Study (/case-study/air-l

Martin Knott President

TRUSTED BY 50,000+ PROFESSIONALS AROUND THE WORLD

All-in-one CMMS for all your Maintenance Needs

Work Orders & Requests

Organize work orders, PMs and other tasks for your entire team. Easy-to-use mobile apps your technicians will actually use.

See Work Order Software (/cmms/work-order-software/)

Preventive Maintenance Programs

Automate preventive maintenance scheduling, build simple checklists, and analyze team performance and efficiency.

See Preventive Maintenance Software (/cmms/preventive-maintenance-software/)

Special Announcement: Limble raises $58M Series B Funding Round led by Goldman Sachs
Learn More (/limble-raises-58m-series-b/) Dismiss

Asset Management

Intuitive and flexible asset management features make it easy to manage your assets, whether you have 10 or 10 million.

See Asset Maintenance Management Software (/cmms/asset-maintenance-management-software/)

Spare Parts Inventory

Eliminate the guesswork and reduce the amount of time and money spent searching and managing your parts inventory.

See Parts Inventory Software (/cmms/spare-parts-inventory-software/)

FAQ

What is CMMS software?

CMMS (Computerized Maintenance Management System) software helps businesses manage, automate, and streamline all of their maintenance operations. Learn more about CMMS (https://limblecmms.com/cmms/).

Who uses CMMS software?

Is CMMS same as ERP?

Special Announcement: Limble raises $58M Series B Funding Round led by Goldman Sachs
Learn More (/limble-raises-58m-series-b/)
Dismiss

Is Limble Mobile CMMS app user friendly?

Can I connect to other systems?

How secure is the Limble CMMS platform?

Related Content

Explore our blog for insightful articles, personal reflections and ideas that inspire action on the topics you care about.

Special Announcement: Limble raises $58M Series B Funding Round led by Goldman Sachs

Learn More (/limble-raises-58m-series-b/) Dismiss



What is CMMS?

(https://limblecmms.com/cmms/)

Special Announcement: Limble raises $58M Series B Funding Round led by Goldman Sachs

Learn More (/limble-raises-58m-series-b/)

Dismiss



CMMS Benefits

(https://limblecmms.com/cmms/cmms-benefits/)

Special Announcement: Limble raises $58M Series B Funding Round led by Goldman Sachs

Learn More (/limble-raises-58m-series-b/)

Dismiss



CMMS Best Practices

(https://limblecmms.com/blog/8-cmms-best-practices/)

Special Announcement: Limble raises $58M Series B Funding Round led by Goldman Sachs

Learn More (/limble-raises-58m-series-b/) Dismiss

(/)

Software designed for maintenance professionals, by maintenance professionals. Easy to use, easy to learn, and always packaged with world-class customer support.

Company

About Us

Careers

Contact Us

Pricing

Login

Features

CMMS Software

Work Order Management Software

Preventive Maintenance Software

Asset Maintenance Management Software

Spare Parts inventory Software

Helpful Links

What is a CMMS?

Terms Of Service

Privacy Policy

Help Center

API Docs

Limble Server Status

Security Information

Special Announcement: Limble raises $58M Series B Funding Round led by Goldman Sachs

Learn More (/limble-raises-58m-series-b/)

Dismiss

Copyright 2023 Limble CMMS. All rights reserved.

Appendix E

Green Bay Packers
CMMS Protocol/ Equipment List

GREEN BAY PACKERS FACILITIES DEPARTMENT

CMMS Implementation Protocol
Maintenance 5000, Fixed Asset Management Software, by MRI
Effective Date: August, 2020

❖ Data Entry

- **Equipment**
  - **HVAC Data:** A HVAC data entry form will be filled out by the HVAC technicians for each new piece of equipment in the building. Equipment data will be entered into the CMMS system within two weeks of receipt. These data entry forms, once entered into the CMMS system, will be catalogued by Equipment type and the Equipment number in the appropriate binders. (See Equipment Numbering System form for abbreviation descriptions).
  - **Appliance Data:** The numbering system is the appropriate appliance abbreviation (see Equipment Numbering System form), then the room number. This number is listed at the top of the HVAC data entry form, completed by the HVAC technicians. The appliance data will be entered into the Task portion of the CMMS data, and then attached to the "Location" equipment in the Preventative Maintenance Master file. Appliance data will also be entered in as equipment using the same numbering system and will be linked to the location equipment as a sub-assembly for quick reference. Appliance data will be entered into the CMMS system within 30 days of receipt. Once the data has been entered into the CMMS system, the HVAC forms will be catalogued by Room Number in the appropriate binders.
  - **Location Data:** Each room in the building will be entered into the CMMS system to track necessary preventative maintenance, including but not limited to: Buffing floors, scrubbing Carpets, pumping Grease Traps, replacing Electronic Faucet batteries, etc. Room numbers will be used as the Equipment Numbers for this data. Maps were created for each level of the building detailing the equipment that is in the CMMS system. If a new location is added, or a name changed, a Map Revision form must be filled out to ensure the new information is updated on the appropriate Equipment Map.
  - **Miscellaneous Data:** Data gathered by other Facilities technicians will be addressed for entry into the CMMS system on a case-by-case basis. An example of this would be Automotive Equipment, including carts, trucks, lifts, etc. This data will be entered into the Equipment file of the CMMS system.
  - **Parts:** HVAC parts are the only parts we will enter into the CMMS system at this point. This includes Filters, Belts, Motors, etc. See Part Numbering System form for information on the correct way to number these parts. Each part must be linked to its coordinating piece of equipment in both the Equipment file and the Preventative Maintenance master file. Part information is found on the HVAC data entry form.
- **Labor Craft Records:** Each technician is assigned a labor craft that describes the type of work that they do.
- **Maintenance Code:** The Maintenance Code is a general description of the type of work to be performed. The Maintenance Codes listed in the system are Build, Install, Preventative Maintenance, Repair, and Start-up/Shut-down.
- **Work Type:** This is a more descriptive list of the types of work that the technicians may

perform (see Work Type Categorization for specifics).

- **Shift:** The shifts we will use are Days, After Hours, and Any. This is used to inform the technician when the work order may be completed.
- **Tasks:** Task information is gathered for each piece of equipment that is in the CMMS system. For the HVAC data, task information was based on the following information: Historical knowledge, Operations and Maintenance manuals, and Johnson Control information. The task numbering system for the HVAC tasks was created based on the appropriate equipment abbreviation followed by a three digit number, developed consecutively beginning at 001. (See Equipment Numbering System form for details). Tasks are also developed based on piece of equipment being worked on. For example, tasks were created to check out each appliance in a concession stand.
- **Causes:** Causes were developed to describe the basis of the work order. The causes we use are Equipment Failure, Excessive Wear and Tear, New Installation, No Problem, Normal Wear and Tear, Operator Error, Start-up/Shut-down, and Vandalism.

❖ Preventative Maintenance Work Orders

- **Layout:** PM's will be created based on the type of equipment and, for HVAC PM's, either run-time or date-based intervals. If a PM is changed upon request of the technician, the PM Layout form must be updated with your initials and the date.
- **Information Needed (fill out PM Layout form)**
  - PM Frequency
  - Run-time or Date-Based: If it will be Run-time based, we need to know the current usage, cycle, and advance.
  - Parts: Which parts are necessary to complete this PM?
  - Tools: Which tools are necessary to complete this PM?
  - Time: What is the estimated time it will take to complete this PM?
  - Priority: What is the priority of this PM: High, Normal?
  - Shift: On what shift does this PM need to be completed on: Day, After Hours, or Any?
  - Lead Time: How far in advance should the PM print out before it's cycle date?
  - Drawing Files: Do you want to attach any drawing files?
  - Start Date: When would you like the first PM to occur?

Once this information has been gathered for a piece of equipment, you may create the PM.

Asset ID	Asset Name	Asset Type	Asset Group	Make	Model	Serial Number
1793	IM-JTV-Coke-1	Concession/Kitchen Equipment	Ice Machine	Manitowoc	IY1196N-261	1120202790
1794	IM-JTV-Coke-2	Concession/Kitchen Equipment	Ice Machine	Manitowoc	IY1196N-261	1120266739
2947	JTV BACKFLOW PREVENTER	Plumbing Equipment	Backflow Preventer			
2678	EF-PSWA	HVAC Equipment	Exhaust Fan	?	?	?
2763	RTU-DC1	HVAC Equipment	Roof Top Unit	Trane	YSD150F4RHAOGD5	131410822D
2764	RTU-DC2	HVAC Equipment	Roof Top Unit	Trane	YSC072F4RHA02HOB	1315075OL
2765	RTU-DC3	HVAC Equipment	Roof Top Unit	?	?	?
2766	RTU-DC4	HVAC Equipment	Roof Top Unit	Trane	YH067E4RHA0GH	153212132L
2767	RTU-DC5	HVAC Equipment	Roof Top Unit	Carrier	48TCSD12A2A6A0B2C0	1417P38283
2768	RTU-DC6	HVAC Equipment	Roof Top Unit	Carrier	48TCED12A2A6A0A0A0	0513G20062
2769	RTU-DC7	HVAC Equipment	Roof Top Unit	Trane	YSC048E4RHA1GHOB	131212637L
2857	ACMP-DC1	HVAC Equipment	Air Compressor	?	Q12120PQ	HOP628280
2883	COND-PSWA	HVAC Equipment	Air Conditioner	Carrier	3ECK030330	3201E08912
2986	UH-PSWA	HVAC Equipment	Unit Heater	?	?	?
1791	IM-DHC	Concession/Kitchen Equipment	Ice Machine	Manitowoc		010461226
2674	EF-DHC 1	HVAC Equipment	Exhaust Fan	?	?	?
3276	EF-DHC 2	HVAC Equipment	Exhaust Fan	?	?	?
3277	EF-DHC 3	HVAC Equipment	Exhaust Fan	?	?	?
3278	EF-DHC 4	HVAC Equipment	Exhaust Fan	?	?	?
2967	Potts Warehouse Units	HVAC Equipment		?	?	?
3027	RTU-WHS2-1	HVAC Equipment	Roof Top Unit	?	?	?
3028	RTU-WHS2-2	HVAC Equipment	Roof Top Unit	?	?	?
3029	RTU-WHS2-3	HVAC Equipment	Roof Top Unit	?	?	?
3030	RTU-WHS2-4	HVAC Equipment	Roof Top Unit	?	?	?

3031	RTU-WHS2-5	HVAC Equipment	Roof Top Unit	?	?	?
3032	RTU-WHS2-6	HVAC Equipment	Roof Top Unit	?	?	?
3033	F-WHS2	HVAC Equipment	Furnace	?	?	?
2677	EF-NW	HVAC Equipment	Exhaust Fan	Cook	100ACEH100C15DH	012SE70555-0010000701
2770	RTU-NW1	HVAC Equipment	Roof Top Unit	Carrier	48HCTD14AZAOF2BO	2313P01735
2771	RTU-NW2	HVAC Equipment	Roof Top Unit	Carrier	48VL-AZ404030	2113C06667
3037	GEN-North	Electrical Equipment	Generator			
2754	RTU-3D01	HVAC Equipment	Roof Top Unit	Trane	TSCA017BBB0BA	K02G03414A
2639	EF-8A01	HVAC Equipment	Exhaust Fan	Greenheck	6B-080-4	02C23610
2895	DWCP-7A06	HVAC Equipment	Domestic Water Circulating Pump	?	?	?
1933	FCU-5E27	HVAC Equipment	Fan Coil Unit	Trane	BCHB0361DFOAB11B3H	?
1880	FCU-5B01	HVAC Equipment	Fan Coil Unit	Trane	BCHBO541DF0A23	TOIL12769B
1932	FCU-5E26	HVAC Equipment	Fan Coil Unit	Trane	BCHB0361DFOAB11B3H	?
1881	FCU-5B02	HVAC Equipment	Fan Coil Unit	?	?	?
1931	FCU-5E25	HVAC Equipment	Fan Coil Unit	Trane	BCHB0361DF0A1311B3H	TOIL12809B
1882	FCU-5B03	HVAC Equipment	Fan Coil Unit	Trane	BCEB0541DFOA1311B3E	TO1L12770B
1930	FCU-5E24	HVAC Equipment	Fan Coil Unit	Trane	BCHB0361DFOAB11B3H	?
1883	FCU-5B04	HVAC Equipment	Fan Coil Unit	Trane	BCH0541DFOA1311B3E	TOIL12747B
1929	FCU-5E23	HVAC Equipment	Fan Coil Unit	Trane	BCHB0361DOFAB11B3H	?
1884	FCU-5B05	HVAC Equipment	Fan Coil Unit	Trane	BCH0541DFOA1311B3E	TOIL12747B
1928	FCU-5E22	HVAC Equipment	Fan Coil Unit	Trane	BCHB0361DOFAB11B3H	?

1885	FCU-5B06	HVAC Equipment	Fan Coil Unit	Trane	BCHB0541DFOA2311B3E	TOIL12748B
1927	FCU-5E21	HVAC Equipment	Fan Coil Unit	Trane	BCHB0361DOFAB11B3H	?
1901	FCU-5B22	HVAC Equipment	Fan Coil Unit	Trane	BCHB0721DFOA1311B4e	TO1L12744B
1926	FCU-5E20	HVAC Equipment	Fan Coil Unit	Trane	BCHB0361DFOAB11B3H	?
1886	FCU-5B07	HVAC Equipment	Fan Coil Unit	Trane	BCHBO541DFOA1311B3E	TOIL12768B
1925	FCU-5E19	HVAC Equipment	Fan Coil Unit	Trane	BCHB0361DOFAB11B3H	?
1887	FCU-5B08	HVAC Equipment	Fan Coil Unit	Trane	BCHB0541DFOA2311B3E	TOIL12749B
1924	FCU-5E18	HVAC Equipment	Fan Coil Unit	Trane	BCHB0361DFOAB11B3H	?
1897	FCU-5B18	HVAC Equipment	Fan Coil Unit	Trane	BCHB0541DFOA1311B3E	TOIL12848B
1923	FCU-5E17	HVAC Equipment	Fan Coil Unit	Trane	BCHB0721DFOA2311B4E	?
1888	FCU-5B09	HVAC Equipment	Fan Coil Unit	Trane	BCHB0541DF0A1311B3E	TOIL12772B
1922	FCU-5E16	HVAC Equipment	Fan Coil Unit	Trane	BCHB0721DFOA2311B4E	?
1889	FCU-5B10	HVAC Equipment	Fan Coil Unit	Trane	BCHB0541DFOA1311B3E	?
1921	FCU-5E15	HVAC Equipment	Fan Coil Unit	Trane	BCHB0721DFOA1311B4E	?
1902	FCU-5B23	HVAC Equipment	Fan Coil Unit	Trane	BCHB0721DFOA1311B4E	TOIL12744B
1918	FCU-5E13	HVAC Equipment	Fan Coil Unit	Trane	BCHB0721DFOA2311B4E	?

1890	FCU-5B11	HVAC Equipment	Fan Coil Unit	Trane	BCHB0541DFOA1311B3E	TOIL12789B
1917	FCU-5E12	HVAC Equipment	Fan Coil Unit	Trane	BCHB0721DFOA1311B4E	?
1891	FCU-5B12	HVAC Equipment	Fan Coil Unit	Trane	BCHB0541DFOA2311B3E	TOIL12751B
1916	FCU-5E11	HVAC Equipment	Fan Coil Unit	Trane	BCHB0721DFOA2311B4E	?
1892	FCU-5B13	HVAC Equipment	Fan Coil Unit	Trane	BCHB0541311B3E	TOIL12773B
1915	FCU-5E10	HVAC Equipment	Fan Coil Unit	Trane	BCHB0361DFOAB11B3H	TO1L12801B
1893	FCU-5B14	HVAC Equipment	Fan Coil Unit	Trane	BCHB0541DFOA2311B3E	TOIL12752B
1914	FCU-5E09	HVAC Equipment	Fan Coil Unit	Trane	BCHB0361DFOAB11B3H	?
1894	FCU-5B15	HVAC Equipment	Fan Coil Unit	Trane	BCHB0541DFOA1311B3E	?
1913	FCU-5E08	HVAC Equipment	Fan Coil Unit	Trane	BCHB0361DFOAB11B3H	?
1895	FCU-5B16	HVAC Equipment	Fan Coil Unit	Trane	BCHB0541DFOA2311B3E	TOIL12754B
1912	FCU-5E07	HVAC Equipment	Fan Coil Unit	Trane	BCHB0361DFOAB11B3H	?
1903	FCU-5B24	HVAC Equipment	Fan Coil Unit	Trane	BCHB0361DFOA2311B3G	T02F47826
1904	FCU-5B25	HVAC Equipment	Fan Coil Unit	Trane	BCHB0361DFOA1311B3G	?
1911	FCU-5E06	HVAC Equipment	Fan Coil Unit	Trane	BCHB0361DFOAB11B3H	?
1910	FCU-5E05	HVAC Equipment	Fan Coil Unit	Trane	BCHB0361DFOAB11B3H	?

1909	FCU-5E04	HVAC Equipment	Fan Coil Unit	Trane	BCHB0361DFOAB11B3H	?
1908	FCU-5E03	HVAC Equipment	Fan Coil Unit	Trane	BCHB0361DFOAB11B3H	?
1907	FCU-5E02	HVAC Equipment	Fan Coil Unit	Trane	BCHB0361DF0A1311B3H	TOIL12793B
1906	FCU-5E01	HVAC Equipment	Fan Coil Unit	Trane	BCHB0361DF0A1311B3H	TOIL12792B
2001	FCU-6E27	HVAC Equipment	Fan Coil Unit	?	BCHB0361DFOAB11B3H	?
1938	FCU-6B01	HVAC Equipment	Fan Coil Unit	?	BCHB0541DFOA1311B3E	?
2000	FCU-6E26	HVAC Equipment	Fan Coil Unit	Trane	BCHB0361DFOA1312B4H	TO1L12845B
1939	FCU-6B02	HVAC Equipment	Fan Coil Unit	?	BCHB0541DFOA1311B3E	?
1999	FCU-6E25	HVAC Equipment	Fan Coil Unit	?	?	?
1940	FCU-6B03	HVAC Equipment	Fan Coil Unit	?	BCHB0541DFOA2B11B3E	?
1998	FCU-6E24	HVAC Equipment	Fan Coil Unit	?	BCHB036DFOA1311B3H	?
1941	FCU-6B04	HVAC Equipment	Fan Coil Unit	?	BCHB0541DFOA1311B3E	?
1997	FCU-6E23	HVAC Equipment	Fan Coil Unit	?	BCHB036DFOAB11B3H	?
1942	FCU-6B05	HVAC Equipment	Fan Coil Unit	?	BCHB0541DFOA2311B3E	?
1996	FCU-6E22	HVAC Equipment	Fan Coil Unit	?	BCHB036DFOAB11B3H	?
1943	FCU-6B06	HVAC Equipment	Fan Coil Unit	?	BCHB0541DFOA1311B3E	?
1995	FCU-6E21	HVAC Equipment	Fan Coil Unit	?	BCHB036DFOAB11B3H	?
1944	FCU-6B07	HVAC Equipment	Fan Coil Unit	?	BCHB0541DFOA2311B3E	?

1994	FCU-6E20	HVAC Equipment	Fan Coil Unit	?	BCHB0361DFOAB11B3H	?
1945	FCU-6B08	HVAC Equipment	Fan Coil Unit	?	BCHB0541DFOA2311B3E	?
1993	FCU-6E19	HVAC Equipment	Fan Coil Unit	?	BCHB0361DFOAB11B3H	?
1946	FCU-6B09	HVAC Equipment	Fan Coil Unit	?	BCHB0541DFOA1311B3E	?
1992	FCU-6E18	HVAC Equipment	Fan Coil Unit	?	BCHB0721DFOA2311B4E	?
1947	FCU-6B10	HVAC Equipment	Fan Coil Unit	?	BCHB0541DFOA1311B3E	?
1991	FCU-6E17	HVAC Equipment	Fan Coil Unit	?	BCHB0721DFOA2311B4E	?
1948	FCU-6B11	HVAC Equipment	Fan Coil Unit	?	BCHB0541DFOA2311B3E	?
1990	FCU-6E16	HVAC Equipment	Fan Coil Unit	?	BCHB0721DFOA2311B4E	?
1949	FCU-6B12	HVAC Equipment	Fan Coil Unit	?	BCHB0540DFOA1B11B34	?
1989	FCU-6E15	HVAC Equipment	Fan Coil Unit	?	BCHB0721DFOA2311B4E	?
1950	FCU-6B13	HVAC Equipment	Fan Coil Unit	?	BCHB0541DFOA2311B3E	?
1986	FCU-6E13	HVAC Equipment	Fan Coil Unit	?	BCHB0721DFOA2311B4E	?
1951	FCU-6B14	HVAC Equipment	Fan Coil Unit	?	BCHB0541DFOA2311B3E	?
1985	FCU-6E12	HVAC Equipment	Fan Coil Unit	?	BCHB0721DFOA2311B4E	?
1952	FCU-6B15	HVAC Equipment	Fan Coil Unit	?	BCHB0541DFOA1311B3E	?

1984	FCU-6E11	HVAC Equipment	Fan Coil Unit	?	BCHB0721DFOA2311B4E	?
1953	FCU-6B16	HVAC Equipment	Fan Coil Unit	?	BCHB0541DFOA1311B4E	?
1983	FCU-6E10	HVAC Equipment	Fan Coil Unit	?	BCHB0721DFOA2311B4E	?
1954	FCU-6B17	HVAC Equipment	Fan Coil Unit	?	BCHB0541DFOA2311B3E	?
1982	FCU-6E09	HVAC Equipment	Fan Coil Unit	?	BCHB1DFOAB11B3H	?
1955	FCU-6B18	HVAC Equipment	Fan Coil Unit	?	BCHB0541DFOA1311B3E	?
1981	FCU-6E08	HVAC Equipment	Fan Coil Unit	?	BCHB0361DFOAB11B3H	?
1956	FCU-6B19	HVAC Equipment	Fan Coil Unit	?	BCHB0541DFOA2311B3E	?
1980	FCU-6E07	HVAC Equipment	Fan Coil Unit	?	BCHB0361DFOAB11B3H	?
1957	FCU-6B20	HVAC Equipment	Fan Coil Unit	?	BCHB0541DFOA2311B3E	?
1979	FCU-6E06	HVAC Equipment	Fan Coil Unit	Trane	BCHB0361DFOAB11B3H	T01L12817B
1958	FCU-6B21	HVAC Equipment	Fan Coil Unit	?	BCHB0541DFOA1311B3E	?
1978	FCU-6E05	HVAC Equipment	Fan Coil Unit	?	BCHB0361DFOAB11B3H	?
1959	FCU-6B22	HVAC Equipment	Fan Coil Unit	?	BCH0541DFOA2311B3E	?
1977	FCU-6E04	HVAC Equipment	Fan Coil Unit	?	BCHB0361DFOAB11B3H	?
1960	FCU-6B23	HVAC Equipment	Fan Coil Unit	?	BCHB0541DFOA2311B3H	?

1976	FCU-6E03	HVAC Equipment	Fan Coil Unit	?	BCHB0361DFOAB11B3H	?
1961	FCU-6B24	HVAC Equipment	Fan Coil Unit	?	BCHB0541DFOA1311B3E	?
1975	FCU-6E02	HVAC Equipment	Fan Coil Unit	Trane	BCHB0361DF0H1311B3H	TOIL12713B
1962	FCU-6B25	HVAC Equipment	Fan Coil Unit	?	BCHB0541DFOA1311B3E	?
1974	FCU-6E01	HVAC Equipment	Fan Coil Unit	?	BCHB0361DFOAB1B3H	?
1963	FCU-6B26	HVAC Equipment	Fan Coil Unit	?	BCHB0541DFOA2311B3E	?
1964	FCU-6B27	HVAC Equipment	Fan Coil Unit	?	BCHB0541DFOA1311B3E	?
1965	FCU-6B28	HVAC Equipment	Fan Coil Unit	?	BCHB0541DFOA2311B3E	?
1966	FCU-6B29	HVAC Equipment	Fan Coil Unit	?	BCH0541DFOA1311B3H	?
1967	FCU-6B30	HVAC Equipment	Fan Coil Unit	?	BCHBO541DFOA1311B3E	?
1968	FCU-6B31	HVAC Equipment	Fan Coil Unit	?	BCHB0541DFOA1311B3E	?
1969	FCU-6B32	HVAC Equipment	Fan Coil Unit	?	BCHB0361DFOA2312B4H	?
1970	FCU-6B33	HVAC Equipment	Fan Coil Unit	?	BCHB0361DFOA1312B4H	?
1971	FCU-6B34	HVAC Equipment	Fan Coil Unit	?	BCHB0361DFOA2312B4H	?
1972	FCU-6B35	HVAC Equipment	Fan Coil Unit	?	BCHB0361DFOA1311B3H	?
2080	FCU-7E31	HVAC Equipment	Fan Coil Unit	?	BCHB0361DFOA1311B3A	?

2009	FCU-7B01	HVAC Equipment	Fan Coil Unit	?	BCHB0541DFOA1311B3E	?
2079	FCU-7E30	HVAC Equipment	Fan Coil Unit	?	BCHB0361DFOA1311B3H	?
2010	FCU-7B02	HVAC Equipment	Fan Coil Unit	?	BCHB0541DFOA1311B3E	?
2078	FCU-7E29	HVAC Equipment	Fan Coil Unit	?	BCHB0361DFOA1311B3H	?
2011	FCU-7B03	HVAC Equipment	Fan Coil Unit	?	?	?
2077	FCU-7E28	HVAC Equipment	Fan Coil Unit	?	?	?
2012	FCU-7B04	HVAC Equipment	Fan Coil Unit	?	BCHB0541DFOA1311B3E	?
2076	FCU-7E27	HVAC Equipment	Fan Coil Unit	?	?	?
2013	FCU-7B05	HVAC Equipment	Fan Coil Unit	?	BCHB0541DFOA1311B3E	?
2075	FCU-7E26	HVAC Equipment	Fan Coil Unit	?	BCHB0361DFOA1311B3H	?
2014	FCU-7B06	HVAC Equipment	Fan Coil Unit	?	BCHB0541DFOA1311B3E	?
2074	FCU-7E25	HVAC Equipment	Fan Coil Unit	Trane	BCHB0361DFOA1311B3H	TOLM16931B
2015	FCU-7B07	HVAC Equipment	Fan Coil Unit	?	BCHB0541DFOA2311B3E	?
2073	FCU-7E24	HVAC Equipment	Fan Coil Unit	Trane	BCHB0361DFOA1311B3H	TOIM16930B
2016	FCU-7B08	HVAC Equipment	Fan Coil Unit	?	BCHB0541DFOA1311B3E	?
2072	FCU-7E23	HVAC Equipment	Fan Coil Unit	?	BCHB0361DFOA1311B3H	?
2017	FCU-7B09	HVAC Equipment	Fan Coil Unit	?	BCHB05441DFOA1311B3E	?
2071	FCU-7E22	HVAC Equipment	Fan Coil Unit	?	?	?

2018	FCU-7B10	HVAC Equipment	Fan Coil Unit	?	BCHB0541DFOA1311B3 E	?
2070	FCU-7E21	HVAC Equipment	Fan Coil Unit	?	BCHB0361DFOA1311B3 H	?
2019	FCU-7B11	HVAC Equipment	Fan Coil Unit	?	BCHB0541DFOA2311B3 E	?
2069	FCU-7E20	HVAC Equipment	Fan Coil Unit	?	?	?
2020	FCU-7B12	HVAC Equipment	Fan Coil Unit	?	?	?
2068	FCU-7E19	HVAC Equipment	Fan Coil Unit	?	BCHB0361DFOA1311B3 H	?
2021	FCU-7B13	HVAC Equipment	Fan Coil Unit	?	?	?
2067	FCU-7E18	HVAC Equipment	Fan Coil Unit	?	BCHB0361DFOA1311B3 H	?
2022	FCU-7B14	HVAC Equipment	Fan Coil Unit	?	?	?
2066	FCU-7E17	HVAC Equipment	Fan Coil Unit	?	BCHB0361PFOA1311B3 H	?
2023	FCU-7B15	HVAC Equipment	Fan Coil Unit	?	?	?
2065	FCU-7E16	HVAC Equipment	Fan Coil Unit	?	BCHBO721DFOA1311B4 E	?
2024	FCU-7B16	HVAC Equipment	Fan Coil Unit	?	?	?
2064	FCU-7E15	HVAC Equipment	Fan Coil Unit	?	BCHB0361DFOA1311B3 H	?
2025	FCU-7B17	HVAC Equipment	Fan Coil Unit	?	BCHB0541DFOA1311B3 E	?
2063	FCU-7E14	HVAC Equipment	Fan Coil Unit	?	BCHB0361DFOA1311B3 H	?
2026	FCU-7B18	HVAC Equipment	Fan Coil Unit	?	BCHB0541DFOA2311B3 E	?
2062	FCU-7E13	HVAC Equipment	Fan Coil Unit	?	BCHB0361DFOA1B11B3 H	?
2027	FCU-7B19	HVAC Equipment	Fan Coil Unit	?	BCHB0f41DFOA1311B3 E	?

2061	FCU-7E12	HVAC Equipment	Fan Coil Unit	?	BCHB0361DFOA1311B3H	?
2028	FCU-7B20	HVAC Equipment	Fan Coil Unit	?	BCHB0541DFOA2311B3E	?
2060	FCU-7E11	HVAC Equipment	Fan Coil Unit	Trane	BCHB0361DFOA1311B36	TOIM16919B
2029	FCU-7B21	HVAC Equipment	Fan Coil Unit	?	BCHB0541DFOA1311B3E	?
2059	FCU-7E10	HVAC Equipment	Fan Coil Unit	?	BCB0361DFOA1311B3H	?
2030	FCU-7B22	HVAC Equipment	Fan Coil Unit	?	BCHB0541DFOA231B3E	?
2058	FCU-7E09	HVAC Equipment	Fan Coil Unit	Trane	BCHB0361DFOA1311B3H	TOM16916B
2031	FCU-7B23	HVAC Equipment	Fan Coil Unit	?	BCHB0541DFOA2311B3E	?
2057	FCU-7E08	HVAC Equipment	Fan Coil Unit	?	BCHB0361DFOA1311B3H	?
2032	FCU-7B24	HVAC Equipment	Fan Coil Unit	?	?	?
2056	FCU-7E07	HVAC Equipment	Fan Coil Unit	?	BCHB0361DFOA1311B3H	?
2033	FCU-7B25	HVAC Equipment	Fan Coil Unit	?	?	?
2055	FCU-7E06	HVAC Equipment	Fan Coil Unit	?	BCHB0361DFOA1311B3H	?
2034	FCU-7B26	HVAC Equipment	Fan Coil Unit	?	BCHB0541DFOA2311B3E	?
2054	FCU-7E05	HVAC Equipment	Fan Coil Unit	?	BCHB0361DFOA1311B3H	?
2035	FCU-7B27	HVAC Equipment	Fan Coil Unit	?	?	?
2053	FCU-7E04	HVAC Equipment	Fan Coil Unit	?	BCHBO361DFOA1311B3H	?
2036	FCU-7B28	HVAC Equipment	Fan Coil Unit	?	BCHBO541DFOA1311	?

2052	FCU-7E03	HVAC Equipment	Fan Coil Unit	?	BCHBO361DFOA1311B3H	?
2037	FCU-7B29	HVAC Equipment	Fan Coil Unit	?	BCHBO541DFOA1311	?
2051	FCU-7E02	HVAC Equipment	Fan Coil Unit	?	BCHB0361QFOA1311B3H	?
2038	FCU-7B30	HVAC Equipment	Fan Coil Unit	?	BCHB0541DFOA2311	?
2050	FCU-7E01	HVAC Equipment	Fan Coil Unit	?	BCHB0361DFOA1311B3H	?
2039	FCU-7B31	HVAC Equipment	Fan Coil Unit	?	BCHB0541DFOA1311B	?
2040	FCU-7B32	HVAC Equipment	Fan Coil Unit	?	BCHB0361DFOA2312B4H	?
2041	FCU-7B33	HVAC Equipment	Fan Coil Unit	?	BCHBC361DFOA1312B4	?
2042	FCU-7B34	HVAC Equipment	Fan Coil Unit	Trane	BCHBO361DF0A	TOIM16943B
2043	FCU-7B35	HVAC Equipment	Fan Coil Unit	?	?	?
2455	FPVAV-8E01-02	HVAC Equipment	Fan Powered VAV	Trane	?	R02B2150A
2649	EF-8E01	HVAC Equipment	Exhaust Fan	?	?	?
2456	FPVAV-8E01-03	HVAC Equipment	Fan Powered VAV	Trane	?	?
2652	EF-8E05 (Residential)	HVAC Equipment	Exhaust Fan	?	?	?
2457	FPVAV-8E01-04	HVAC Equipment	Fan Powered VAV	Trane	?	?
2458	FPVAV-8E01-05	HVAC Equipment	Fan Powered VAV	Trane	?	?
2459	FPVAV-8E01-06	HVAC Equipment	Fan Powered VAV	Trane	?	?
2460	FPVAV-8E01-07	HVAC Equipment	Fan Powered VAV	Trane	?	?
2461	FPVAV-8E01-08	HVAC Equipment	Fan Powered VAV	Trane	VPWF1400EB03NONAD1001L	R02B21500
2744	RTU-2B01	HVAC Equipment	Roof Top Unit	Trane	TSC048A4RGA	518100369L
2444	FPVAV-6F03-12	HVAC Equipment	Fan Powered VAV	Trane	VPWF1400ED0EN0NAD1001L	R02L65096A
2651	EF-8E04	HVAC Equipment	Exhaust Fan	Greenheck	6B-090-4	02B7590
2442	FPVAV-6F03-10	HVAC Equipment	Fan Powered VAV	Trane	VPWFED0EN0NAD1001L	R02L65097A

2443	FPVAV-6F03-11	HVAC Equipment	Fan Powered VAV	Trane	VPWF1400ED0EN0NAD 1001L	R02L65095A
2730	AHU-6F04	HVAC Equipment	Air Handler Unit	Trane	MCCA040GAZ0	K01M71094C
2434	FPVAV-6F03-02	HVAC Equipment	Fan Powered VAV	Trane	VPWF1200CE0EN0NAD 1001L	R02NM76276A
2439	FPVAV-6F03-07	HVAC Equipment	Fan Powered VAV	Trane	VPWF1400ED0EN	?
2440	FPVAV-6F03-08	HVAC Equipment	Fan Powered VAV	Trane	VPWF1400ED0EN0NAD 1001L	R02M76308A
2441	FPVAV-6F03-09	HVAC Equipment	Fan Powered VAV	Trane	VPWFEE0ENONAD1001 L	R02M76287A
2729	AHU-6F03	HVAC Equipment	Air Handler Unit	Trane	MCCB040UA0C08A	K02K64863C
2417	FPVAV-6F01-05	HVAC Equipment	Fan Powered VAV	Trane	VPWF1200CE0EN0NAD 1001L	R02M76274A
2418	FPVAV-6F01-06	HVAC Equipment	Fan Powered VAV	Trane	VPWF1400ED0EN0NAD 100K	?
2727	AHU-6F01	HVAC Equipment	Air Handler Unit	Trane	MCCB040UA0CDUA	K02K65163A
2728	AHU-6F02	HVAC Equipment	Air Handler Unit	Trane	MCCB040N0A	K02K65209A
2419	FPVAV-6F01-07	HVAC Equipment	Fan Powered VAV	Trane	VPWF1400ED0EN0NA1 001L	R01M76307A
2420	FPVAV-6F01-08	HVAC Equipment	Fan Powered VAV	Trane	VJPWF1400ED0EN0ND 1001L	R02M76297A
2421	FPVAV-6F01-09	HVAC Equipment	Fan Powered VAV	Trane	VPWF1400ED0ENONAD 1001L	R02M76298A
2422	FPVAV-6F01-10	HVAC Equipment	Fan Powered VAV	Trane	VPWF1400ED0ENONAD 1001L	R02M76296A
2406	FPVAV-6A04-05	HVAC Equipment	Fan Powered VAV	Trane	VPWF1400ED0EN0NAD 1001L	R02L65091A
2423	FPVAV-6F01-11	HVAC Equipment	Fan Powered VAV	Trane	VPWF1400ED0EN0NAD 1001L	R02M76283A
2407	FPVAV-6A04-06	HVAC Equipment	Fan Powered VAV	Trane	VPWF1400ED0ENAD10 01L	R02L65067A

2408	FPVAV-6A04-07	HVAC Equipment	Fan Powered VAV	Trane	VPWF1400ED0EN0NAD 1001L	R02L65093A
2405	FPVAV-6A04-04	HVAC Equipment	Fan Powered VAV	Trane	VPWF1400ED0EN0NAD 1001L	R02L65090A
2409	FPVAV-6A04-08	HVAC Equipment	Fan Powered VAV	Trane	VPWF1400ED0EN0NAD 1001L	R02L65092A
2410	FPVAV-6A04-09	HVAC Equipment	Fan Powered VAV	Trane	VPWF1400ED0EN0NAD 1001L	R02L65072A
2411	FPVAV-6A04-10	HVAC Equipment	Fan Powered VAV	Trane	VPWF1400ED0EN0NAD 1001L	R02L65071A
2725	AHU-6A04	HVAC Equipment	Air Handler Unit	Trane	MCCB04OUAOCOUB	K02K65881A
2412	FPVAV-6A04-11	HVAC Equipment	Fan Powered VAV	Trane	VPWF1200CD03N0NAD 1001L	R02L65061A
2724	AHU-6A03	HVAC Equipment	Air Handler Unit	Trane	MCCB040UADC0UA	K02K65808A
2387	FPVAV-6A02-04	HVAC Equipment	Fan Powered VAV	Trane	VPWF1400ED0EHONAD 1001L	R02L65082A
2388	FPVAV-6A02-05	HVAC Equipment	Fan Powered VAV	Trane	VPWF1400ED0ENAD10 01L	R02L65065A
2389	FPVAV-6A02-06	HVAC Equipment	Fan Powered VAV	Trane	VPWF1200CD03NONAD 1001L	R02L65055A
2723	AHU-6A02	HVAC Equipment	Air Handler Unit	Trane	MCCB030UA0C0UB	K02K65587A
2385	FPVAV-6A02-02	HVAC Equipment	Fan Powered VAV	Trane	VPWF1400ED0EN0NAD 1001L	R02L65081A
2390	FPVAV-6A02-07	HVAC Equipment	Fan Powered VAV	Trane	VPWF1200CD0ENONAD 1001L	R02L65056A
2391	FPVAV-6A02-08	HVAC Equipment	Fan Powered VAV	Trane	VPWF1400ED0NONAD1 001L	RO2L65066A
2722	AHU-6A01	HVAC Equipment	Air Handler Unit	Trane	MCCA040GAZ	K01L67654C
2296	F-6DSEZ02	HVAC Equipment	Furnace	Trane	TUD1B100A9361AB	12063TEA1G
2297	F-6DSEZ03	HVAC Equipment	Furnace	Trane	TUD1B00A9361AB	12093M71G
2445	FPVAV-6F04-01	HVAC Equipment	Fan Powered VAV	Trane	VPWF1400EE0EN0NAD 1001L	R02M76284A

2447	FPVAV-6F04-03	HVAC Equipment	Fan Powered VAV	Trane	VPWF1400EEOENONA01001L	R02M76304A
2449	FPVAV-6F04-05	HVAC Equipment	Fan Powered VAV	Trane	VPWF1400EE0ENONONAD1001L	R02M76285A
2450	FPVAV-6F04-06	HVAC Equipment	Fan Powered VAV	Trane	VPWFF1400EEOENONAD1001L	R02M76288A
2452	FPVAV-6F04-08	HVAC Equipment	Fan Powered VAV	Trane	VPWF1400EEN0NAD1001L	R02M76290A
2453	FPVAV-6F04-09	HVAC Equipment	Fan Powered VAV	Trane	VPWF1400EE0EN0NAD1001L	R02M76306A
2424	FPVAV-6F02-01	HVAC Equipment	Fan Powered VAV	Trane	VPWF1200CE0EN0NAD1001L	RO2M76275A
2425	FPVAV-6F02-02	HVAC Equipment	Fan Powered VAV	Trane	VPWF1400EE0EN0NAD1001L	R02M76299A
2426	FPVAV-6F02-03	HVAC Equipment	Fan Powered VAV	Trane	VPWF1400EEN0NAD1001L	R02M76279A
2428	FPVAV-6F02-05	HVAC Equipment	Fan Powered VAV	Trane	VPWF1400EE0EN0NAD	R02M76300A
2429	FPVAV-6F02-06	HVAC Equipment	Fan Powered VAV	Trane	VPWF1400EEN0NAD1001L	R02M76282A #32
2430	FPVAV-6F02-07	HVAC Equipment	Fan Powered VAV	Trane	VPWF1400EEN0NAD1001L	R02M76291A
2431	FPVAV-6F02-08	HVAC Equipment	Fan Powered VAV	Trane	VPWF11400EE0EN0NAD1001L	R02M76301A
2401	FPVAV-6A03-10	HVAC Equipment	Fan Powered VAV	Trane	VPWF1400ED0EN0NAD1001L	R02L65087A
2432	FPVAV-6F02-09	HVAC Equipment	Fan Powered VAV	Trane	VPWF1400EEN0NAD1001L	R02M76292A
2398	FPVAV-6A03-07	HVAC Equipment	Fan Powered VAV	Trane	VPWF1400ED0EN0NAD1001L	R02L65070A
2400	FPVAV-6A03-09	HVAC Equipment	Fan Powered VAV	Trane	VPWF1400ED0EN0NAD1001L	R02L65086A

2394	FPVAV-6A03-03	HVAC Equipment	Fan Powered VAV	Trane	VPWF1400ED0EN0NAD 1001L	R02L65088A
2392	FPVAV-6A03-01	HVAC Equipment	Fan Powered VAV	Trane	VPWF1400ED0EN0NAD 1001L	R02L65083A
2393	FPVAV-6A03-02	HVAC Equipment	Fan Powered VAV	Trane	VPWF1400ED0EN0NAD 1001L	R02L65084A
2375	FPVAV-6A01-01	HVAC Equipment	Fan Powered VAV	Trane	VPWF1400ED0EN0NAD 1001L	RO2L65075A
2376	FPVAV-6A01-02	HVAC Equipment	Fan Powered VAV	Trane	VPWF1400ED0ENONAD 1001L	R02L65074A
2378	FPVAV-6A01-04	HVAC Equipment	Fan Powered VAV	Trane	VPWF1400ED0ENONAD 1001L	R02L65073A
2380	FPVAV-6A01-06	HVAC Equipment	Fan Powered VAV	Trane	VPWF1400ED0ENONAD 1001L	R02L65069A
2381	FPVAV-6A01-07	HVAC Equipment	Fan Powered VAV	Trane	VPWF1400ED0ENONAD 1001L	R02L65068A
2382	FPVAV-6A01-08	HVAC Equipment	Fan Powered VAV	Trane	VPWF1400ED0ENONAD 1001L	R02L65078A
2300	F-7DSEZ01	HVAC Equipment	Furnace	Trane	TUD1B100A9361AB	12065HWG1G
3170	RTU-2A04	HVAC Equipment	Roof Top Unit	?	?	?
3171	RTU-2A05	HVAC Equipment	Roof Top Unit	?	?	?
3172	GEF-3A01	HVAC Equipment	Grease Exhaust Fan	?	?	?
3173	GEF-3A02	HVAC Equipment	Grease Exhaust Fan	?	?	?
3174	EF-2F03	HVAC Equipment	Exhaust Fan	?	?	?
3175	GEF-3F02-A	HVAC Equipment	Grease Exhaust Fan	?	?	?
2212	F-2A04	HVAC Equipment	Furnace	Trane	TUX040C924D1	302202T7G
2533	EF-3A05	HVAC Equipment	Exhaust Fan	?	?	?
3176	RTU-2A01	HVAC Equipment	Roof Top Unit	?	?	?

2918	GEF-3F01	HVAC Equipment	Grease Exhaust Fan	?	?	?
2919	GEF-3F02	HVAC Equipment	Grease Exhaust Fan	?	?	?
3177	RTU-2F01	HVAC Equipment	Roof Top Unit	?	?	?
2211	F-2A03	HVAC Equipment	Furnace	Trane	TXU040C924D1	302202J78
2241	F-2F03	HVAC Equipment	Furnace	Trane	TUX040C924C3	2182LLC7G
2119	CUH-2B07	HVAC Equipment	Cabinet Unit Heater	Trane	FFDB1001APODOF2OA H2M	T02D30077
2122	CUH-2B10	HVAC Equipment	Cabinet Unit Heater	Trane	FFEB0407BPODF20AJ00 0750	T02C19682
2127	CUH-2B15	HVAC Equipment	Cabinet Unit Heater	Trane	FFEB0407BD0DF20AU0 00750	T02C19687
2235	F-2E05	HVAC Equipment	Furnace	?	TUX060	?
2237	F-2E07	HVAC Equipment	Furnace	Ameristar	M951P040BU24AAB	1545MY47G
1765	IM-117-I	Concession/Kitchen Equipment	Ice Machine	Manitowoc	QY1004A	O20560302
2123	CUH-2B11	HVAC Equipment	Cabinet Unit Heater	Trane	FFEB0407BD0DF20AU0 00750	T02619683
2128	CUH-2B16	HVAC Equipment	Cabinet Unit Heater	Trane	FFEB0407BD0DF20AU0 00750	T02C19688
2234	F-2E04	HVAC Equipment	Furnace	Trane	TUX060	?
2124	CUH-2B12	HVAC Equipment	Cabinet Unit Heater	Trane	FFEB0407BD0DF20AU0 00750	T02C19684
2129	CUH-2B17	HVAC Equipment	Cabinet Unit Heater	Trane	FFEB0407BD0DF20AU0 00750	T02C19689
2233	F-2E03	HVAC Equipment	Furnace	Trane	TUX060	?
2125	CUH-2B13	HVAC Equipment	Cabinet Unit Heater	Trane	FFEB0407BD0DF20AU0 00750	T02679685
2130	CUH-2B18	HVAC Equipment	Cabinet Unit Heater	Trane	FFEB0407BD0DF20AU0 00750	T02C19690

1767	IM-121-O	Concession/Kitchen Equipment	Ice Machine	Manitowoc	QY0454A	O30664539
2138	CUH-2B26	HVAC Equipment	Cabinet Unit Heater	?	?	?
2142	CUH-2B29	HVAC Equipment	Cabinet Unit Heater	Trane	?	T03B07632
2218	F-2B03	HVAC Equipment	Furnace	Trane	TUC1C100A9481AE	15103TLL2G
2219	F-2B04	HVAC Equipment	Furnace	?	?	?
2126	CUH-2B14	HVAC Equipment	Cabinet Unit Heater	Trane	FFEB0407BD0DF20AU0 00750	T02C19686
2131	CUH-2B19	HVAC Equipment	Cabinet Unit Heater	Trane	FFEB0407BD0DF20AU0 00750	T02C19691
2230	F-2E01	HVAC Equipment	Furnace	Trane	TUX060C936C3S	2436H597G
2236	F-2E06	HVAC Equipment	Furnace	Ameristar	M951P040BU24AAB	1545MY47G
2222	F-2C03	HVAC Equipment	Furnace	Trane	TUX040C924DO	2212LGN7G
2220	F-2C01	HVAC Equipment	Furnace	Trane	TUX040C924DO	2212LH47G
2227	F-2D02	HVAC Equipment	Furnace	Trane	TUX040C924DO	2233N1U7G
2221	F-2C02	HVAC Equipment	Furnace	Trane	TUX040C924DO	2233N1S7G
2747	RTU-2D01	HVAC Equipment	Roof Top Unit	?	?	?
2223	F-2C04	HVAC Equipment	Furnace	Trane	TUX060C936DO	2284JR07G
3623	RTU-2D02	HVAC Equipment	Roof Top Unit	?	?	?
3525	RTU-4B01	HVAC Equipment	Roof Top Unit	AAON	RN-011-C-0-3-00000-DB3L0	202303-BNG-Z107573
2901	DWCPK-5H02	HVAC Equipment	Domestic Water Circulating Pump	Bell & Gossett	NVF-8S/LW	103259
2271	F-4DSEZ02	HVAC Equipment	Furnace	Trane	TUB1B100A9361AB	12084PNAIG
1802	IM-435s	Concession/Kitchen Equipment	Ice Machine	Manitowoc	IY1204A-261	1101179262
2263	F-4CSEZ03	HVAC Equipment	Furnace	Trane	SWB-216-20-CH	12114NRC1G
1705	UH-4D04	HVAC Equipment	Unit Heater	Reznor	UDAP60	BLG79Y2N67093X
1803	IM-440s	Concession/Kitchen Equipment	Ice Machine	Manitowoc	IY1204A-261	1101179618

2272	F-4DSEZ04	HVAC Equipment	Furnace	Trane	TUD1B100A9361AB	12045KYJ1G
1804	IM-446s	Concession/Kitchen Equipment	Ice Machine	Manitowoc	IY0606A-261	1101179304
1805	IM-447s	Concession/Kitchen Equipment	Ice Machine	Manitowoc	IY0606A-261	1101179312
2603	EF-4K14	HVAC Equipment	Exhaust Fan	Greenheck	BSQ-80-4	12994710-1210
1806	IM-448s	Concession/Kitchen Equipment	Ice Machine	Manitowoc	IY0606A-261	1101179340
1808	IM-630s	Concession/Kitchen Equipment	Ice Machine	Manitowoc	IY1204A-261	1101179297
1811	IM-642s	Concession/Kitchen Equipment	Ice Machine	Manitowoc	IY1204A-261	1101179629
1813	IM-644s	Concession/Kitchen Equipment	Ice Machine	Follett	HCC1400A	D85952-026 13
1814	IM-647s	Concession/Kitchen Equipment	Ice Machine	Follett	HCC1400A	D86107-027 13
1815	IM-648s	Concession/Kitchen Equipment	Ice Machine	Manitowoc	IY1204A-261	1101179636
1753	UH-7D32	HVAC Equipment	Unit Heater	Reznor	UDAP30	BLG79Y2N67832X
1817	IM-730s	Concession/Kitchen Equipment	Ice Machine	Manitowoc	IY1204A-261	1101179332
2301	F-7DSEZ02	HVAC Equipment	Furnace	Trane	TUD1B100A9361AB	12063HOU1G
1752	UH-7D31	HVAC Equipment	Unit Heater	Reznor	UDAP30	BLG79Y2N67838X
1729	UH-7C03	HVAC Equipment	Unit Heater	Reznor	UDAP30	BLG79Y2N67853X
1818	IM-735s	Concession/Kitchen Equipment	Ice Machine	Manitowoc	IY1204A-261	1101179277
2299	F-7CSEZ19	HVAC Equipment	Furnace	Trane	TUD1B100A9361AB	12093NA81G
1747	UH-7D26	HVAC Equipment	Unit Heater	Reznor	UDAP30	BLG79Y2N67835X
1733	UH-7C07	HVAC Equipment	Unit Heater	Reznor	UDAP30	BLG79Y2N67845X
1743	UH-7D22	HVAC Equipment	Unit Heater	Reznor	UDAP30	BLG79Y2N67836X
1819	IM-742s	Concession/Kitchen Equipment	Ice Machine	Manitowoc	IY1204A-261	1101179647

1736	UH-7C10	HVAC Equipment	Unit Heater	Reznor	UDAP30	BLG79Y2N67841X
1820	IM-743s	Concession/Kitchen Equipment	Ice Machine	Manitowoc	IY1204A-261	1101179284
2298	F-7CSEZ05	HVAC Equipment	Furnace	Trane	TUD1B100A9361AB	12065HU41G
1760	UH-7K19	HVAC Equipment	Unit Heater	Reznor	UDAP30	BLG78Y2N67834X
1757	UH-7K12	HVAC Equipment	Unit Heater	Reznor	UDAP30	BLG79Y2N67850X
1759	UH-7K18	HVAC Equipment	Unit Heater	Reznor	UDAP30	BLG79Y2N67828X
1758	UH-7K14	HVAC Equipment	Unit Heater	Reznor	UDAP30	BLG79Y2N67837X
1821	IM-750s	Concession/Kitchen Equipment	Ice Machine	Manitowoc	IY1204A-261	1101179598
2302	F-7KSEZ04	HVAC Equipment	Furnace	Trane	TUD1B100A9361AB	12045KXP1G
1823	IM-Ter Stes West	Concession/Kitchen Equipment	Ice Machine	Manitowoc	IY0606A-261	1101179287
1822	IM-Ter Stes East	Concession/Kitchen Equipment	Ice Machine	Manitowoc	IY0606A-261	1101179265
2523	EF-2G02	HVAC Equipment	Exhaust Fan	Greenheck	BSQ-90-4	02E03987
2338	DSS-1MK3	HVAC Equipment	Ductless Split System	Mitsubishi	MXZ-2B20NA-1, MSZ-FE09NA-8	2002447T, 2003008
2702	AHU-2A01	HVAC Equipment	Air Handler Unit	?	?	?
1847	FCU-2B01	HVAC Equipment	Fan Coil Unit	?	BCHBO	?
2707	AHU-2E02	HVAC Equipment	Air Handler Unit	Trane	MCCA017GAZ	KOIL67702C
2708	AHU-2E03	HVAC Equipment	Air Handler Unit	Trane	MCCA017GAZ0ABA	KOIL67856C
1852	FCU-2E01	HVAC Equipment	Fan Coil Unit	Trane	BCHB0361DFOA2300B2F	T02D29924
1853	FCU-2E02	HVAC Equipment	Fan Coil Unit	Trane	BCHB0361DFOA1300B2F	T02D29921
2522	EF-2G01	HVAC Equipment	Exhaust Fan	Greenheck	BSQ-90-4	02F03986
1842	FCU-1H18	HVAC Equipment	Fan Coil Unit	Envirotec	FCU150217-02P15 HPP06	6CCM002260
2335	DSS-1J2B	HVAC Equipment	Ductless Split System	Mitsubishi	MSZ-GE09NA	?

1861	FCU-2H16	HVAC Equipment	Fan Coil Unit	Envirotec	FCU150217-02P15 HPP08	6CCM002258
1868	FCU-4A01	HVAC Equipment	Fan Coil Unit	Trane	BCH036D1A0A1G01FB2	T02B05949
1870	FCU-4B02	HVAC Equipment	Fan Coil Unit	Trane	BCHB0361DF0A13	T02D29922
1869	FCU-4B01	HVAC Equipment	Fan Coil Unit	Trane	BCHB0361DF0A23	T02D29925
1871	FCU-4C01	HVAC Equipment	Fan Coil Unit	Trane	BCHBO361D	TO2H59687
1872	FCU-4E01	HVAC Equipment	Fan Coil Unit	?	BCHB0361DFOAB11B3H	?
1873	FCU-4E02	HVAC Equipment	Fan Coil Unit	Trane	BCHB0361DFOAB11B3H	T02D29926
2597	EF-4G01	HVAC Equipment	Exhaust Fan	?	?	?
2598	EF-4H01	HVAC Equipment	Exhaust Fan	?	?	?
2604	EF-5A02	HVAC Equipment	Exhaust Fan	?	?	?
2342	DSS-4C05	HVAC Equipment	Ductless Split System	Mitsubishi	MXZ-3B30NA	22908251C
2344	DSS-4D03	HVAC Equipment	Ductless Split System	Mitsubishi	MXZ-3B30NA,MSZ-GE24NA, MSZ-FE09N	?
2606	EF-5G01	HVAC Equipment	Exhaust Fan	Greenheck	BSQ-90-4	02B27062
2007	FCU-6H03	HVAC Equipment	Fan Coil Unit	Trane	BCHC024D1A0A1F02G000000B	T07F47171
2006	FCU-6H02	HVAC Equipment	Fan Coil Unit	Trane	LPCAA10F1C0LR04FAHA	T02B10568
2346	DSS-6C05	HVAC Equipment	Ductless Split System	Mitsubishi	MXZ-3B30NA	12904267D
2348	DSS-6D03	HVAC Equipment	Ductless Split System	Mitsubishi	MXZ-3B30NA	12904386
2083	FCU-7H01	HVAC Equipment	Fan Coil Unit	Trane	BCHBO241D	T22B10739
2350	DSS-7C05	HVAC Equipment	Ductless Split System	Mitsubishi	MXZ-4836NA	22906986
2352	DSS-7D03	HVAC Equipment	Ductless Split System	Mitsubishi	MSZ-D30NA, MSZ-FE09A	22906988

2650	EF-8E03	HVAC Equipment	Exhaust Fan	Greenheck	BSQ-120-5	02B05550
2738	AHU-8E02	HVAC Equipment	Air Handler Unit	Trane	MCCA014GAZ	K01L67671C
2354	DSS-9K01	HVAC Equipment	Ductless Split System	Mitsubishi	MXZ-3B30NA1	22908692C
2331	DSS-10K01	HVAC Equipment	Ductless Split System	Mitsubishi	MXZ-3B30NA1	22904835A
1864	FCU-2N01	HVAC Equipment	Fan Coil Unit	Envirotec	H 30 C	AHU130916-2P10
2526	EF-2N04	HVAC Equipment	Exhaust Fan	Greenheck	G-097-V6-4	13372915 1308
3505	FCU-LC14	HVAC Equipment	Fan Coil Unit	Dalkin	BC.H.d.010.1.A	EO33916301400
2089	FCU-LG10	HVAC Equipment	Fan Coil Unit	Envirotec	FCU140203-03 HLE40C	6EBM002837
2091	FCU-LG13	HVAC Equipment	Fan Coil Unit	Envirotec	FCU 140604-02P10 HPP14	6FBM007173
2493	EF-1H01	HVAC Equipment	Exhaust Fan	Greenheck	BSQ-100-5	2827021
2673	EF-DAS	HVAC Equipment	Exhaust Fan	Greenheck	G-080-D-X	16160477
2758	RTU-DAS-103	HVAC Equipment	Roof Top Unit	Trane	YHC060F4RHA1TP2C1A 1B60100B	200313705L
2759	RTU-DAS-105	HVAC Equipment	Roof Top Unit	Trane	YHD180G4RLB0YPDC1A 1B60000B	200311076D
2760	RTU-DAS-106	HVAC Equipment	Roof Top Unit	Trane	YHD240G4RLBOYPDC1A 1B60000B	200311077D
2761	RTU-DAS-107	HVAC Equipment	Roof Top Unit	Trane	YHD180G4RLB0YPDC1A 1B60000B	200311075D
2762	RTU-DAS-108	HVAC Equipment	Roof Top Unit	Trane	?	?
2924	GEN-DAS	Electrical Equipment	Generator	Kohler		
2982	UH-1 DAS-60	HVAC Equipment	Unit Heater	Reznor	UDAS-60	BSJ3062080126
2983	UH-2 DAS-60	HVAC Equipment	Unit Heater	Reznor	UDAS-60	BSJ3062080127
2984	UH-3 DAS-125	HVAC Equipment	Unit Heater	Reznor	UDAS-125	BSL306299883
2985	UH-4 DAS-125	HVAC Equipment	Unit Heater	Reznor	UDAS-125	BSL306299871
3633	RTU-DAS-104	HVAC Equipment	Roof Top Unit			
859	Elevator 10	Otis Equipment	Elevator			
934	Elevator 11	Otis Equipment	Elevator			
935	Elevator 12	Otis Equipment	Elevator			

936	Elevator 13	Otis Equipment	Elevator
937	Elevator 14	Otis Equipment	Elevator
938	Elevator 15	Otis Equipment	Elevator
939	Elevator 17	Otis Equipment	Elevator
940	Elevator 18	Otis Equipment	Elevator
941	Elevator 19	Otis Equipment	Elevator
942	Elevator 2	Otis Equipment	Elevator
943	Elevator 20	Otis Equipment	Elevator
944	Elevator 21	Otis Equipment	Elevator
945	Elevator 22	Otis Equipment	Elevator
946	Elevator 23	Otis Equipment	Elevator
947	Elevator 24	Otis Equipment	Elevator
948	Elevator 25	Otis Equipment	Elevator
949	Elevator 26	Otis Equipment	Elevator
950	Elevator 27	Otis Equipment	Elevator
951	Elevator 28	Otis Equipment	Elevator
952	Elevator 29	Otis Equipment	Elevator
953	Elevator 3	Otis Equipment	Elevator
954	Elevator 30	Otis Equipment	Elevator
955	Elevator 31	Otis Equipment	Elevator
956	Elevator 32	Otis Equipment	Elevator
957	Elevator 4	Otis Equipment	Elevator
958	Elevator 5	Otis Equipment	Elevator
959	Elevator 6	Otis Equipment	Elevator
960	Elevator 7	Otis Equipment	Elevator
961	Elevator 8	Otis Equipment	Elevator
962	Elevator 9	Otis Equipment	Elevator
2773	ESC 7E1	Otis Equipment	Escalator
2774	ESC AE1	Otis Equipment	Escalator
2775	ESC AE2	Otis Equipment	Escalator
2776	ESC AW1	Otis Equipment	Escalator
2777	ESC AW2	Otis Equipment	Escalator

2778	ESC N1	Otis Equipment	Escalator			
2779	ESC N1 7-1	Otis Equipment	Escalator			
2780	ESC N3	Otis Equipment	Escalator			
2781	ESC N4	Otis Equipment	Escalator			
2782	ESC N5	Otis Equipment	Escalator			
2783	ESC N6	Otis Equipment	Escalator			
2784	ESC NM	Otis Equipment	Escalator			
2785	ESC PNL	Otis Equipment	Escalator			
2786	ESC PSL	Otis Equipment	Escalator			
2787	ESC S1	Otis Equipment	Escalator			
2788	ESC S4	Otis Equipment	Escalator			
2789	ESC S5	Otis Equipment	Escalator			
2790	ESC S6	Otis Equipment	Escalator			
2791	ESC SM	Otis Equipment	Escalator			
2792	ESC TEL	Otis Equipment	Escalator			
2793	ESC TW1	Otis Equipment	Escalator			
2794	ESC TWL	Otis Equipment	Escalator			
3340	Elevator 33	Otis Equipment	Elevator			
3341	Elevator 34	Otis Equipment	Elevator			
1768	IM-1919-1	Concession/Kitchen Equipment	Ice Machine	Manitowoc	ID1203W-261	1101380148
1769	IM-1919-2	Concession/Kitchen Equipment	Ice Machine	Manitowoc	ID1203W-261	1101380138
1771	IM-1919-3	Concession/Kitchen Equipment	Ice Machine	Manitowoc	ID1203W-261	1101328581
1773	IM-1919-4	Concession/Kitchen Equipment	Ice Machine	Manitowoc	ID1203W-261	1101380119
2894	DWCP-6H01	HVAC Equipment	Domestic Water Circulating Pump	?	?	?
2703	AHU-2A15	HVAC Equipment	Air Handler Unit	Trane	TAM4A0A18511EDA	18181N741V
3603	HUM-Team Space (All)	HVAC Equipment	Humidifier	?	?	?

3611	IM-Team Space-1	Concession/Kitchen Equipment	Ice Machine	Manitowoc	CNF0201A-161	1120802031
3612	IM-Team Space-2	Concession/Kitchen Equipment	Ice Machine	Manitowoc	CNF0201A-161	1120794142
1845	FCU-2A01	HVAC Equipment	Fan Coil Unit	?	?	?
1846	FCU-2A03	HVAC Equipment	Fan Coil Unit	?	?	?
2213	F-2A10	HVAC Equipment	Furnace	?	?	?
2532	EF-3A04	HVAC Equipment	Exhaust Fan	Greenheck	GB-161-7	02E10739
2588	EF-4D12	HVAC Equipment	Exhaust Fan	?	?	?
2890	DWCP-2C01	HVAC Equipment	Domestic Water Circulating Pump	?	?	?
2369	FPVAV-4G01-03	HVAC Equipment	Fan Powered VAV	Trane	VPWF0600AB0EN	R02B21480
2372	FPVAV-5G01-02	HVAC Equipment	Fan Powered VAV	Trane	VPWF0600A	R02B21481
2383	FPVAV-6A02-01	HVAC Equipment	Fan Powered VAV	Trane	VPWF1400ED0EN0NAD 1001L	R02L65080A
2404	FPVAV-6A04-03	HVAC Equipment	Fan Powered VAV	Trane	VPWF1200CD0EN0NAD 1001L	R02L65060A
2397	FPVAV-6A03-06	HVAC Equipment	Fan Powered VAV	Trane	VPWF1400ED0EN0NAD 1001L	R02L65085A
2863	ACMP-6	HVAC Equipment	Air Compressor	Ingersoll	?	30T 774119
2865	AMS T500	Motorized Equipment	Floor Scrubber			
2958	Linde Forklift	Motorized Equipment	Forklift			
3046	Bil-Jax 3522 Arial Lift	Motorized Equipment	Lift	Bil-Jax	3522	
3047	Bil-Jax 45XA Boom Lift (0483)	Motorized Equipment	LIft	Bil-Jax	45XA	45X11-00012
3048	Genie GR20 Arial Lift	Motorized Equipment	LIft	Genie	GR20	
3049	JLG 1350 Boom Lift (0339)	Motorized Equipment	LIft	JLG	1350	300072086
3050	JLG 1930 Scissors Lift (0438)	Motorized Equipment	Lift	JLG	1930	

3051	JLG 4069 Scissors Lift (0338)	Motorized Equipment	Lift	JLG	4069	200123789
3052	Taylor-Dunn HVAC Cart (0329)	Motorized Equipment	Cart	Taylor-Dunn		
3053	Cat Riding Pallet Jack (0331)	Motorized Equipment	Pallet Jack	Cat		
3054	Cat Riding Pallet Jack (0332)	Motorized Equipment	Pallet Jack	Cat		
3055	Denka Lift (0337)	Motorized Equipment	Lift	Denka		
3056	Yale Forklift (0340)	Motorized Equipment	Forklift	Genie		
3057	Genie One Man Lift AWP-30 (0341)	Motorized Equipment	Lift	Yale	AWP-30	
3059	Powerboss Sweeper (0346)	Motorized Equipment	Sweeper	Powerboss		
3060	Yale Forklift - DN (0365)	Motorized Equipment	Forklift	Yale		
3063	Advance Sweeper (0485)	Motorized Equipment	Sweeper	Advance		
3064	JLG 2630 Scissors Lift (0496)	Motorized Equipment	Lift	JLG	2630	
3065	Genie 1930 Scissors Lift	Motorized Equipment	Lift	Genie	1930	
3066	Taylor-Dunn Electrical Cart (0626)	Motorized Equipment	Cart	Taylor-Dunn		
3067	Columbia Maintenance Cart	Motorized Equipment	Cart	Columbia		
3068	Columbia Plumbing Cart	Motorized Equipment	Cart	Columbia		
3069	Pickup Truck (Big)	Vehicle	Truck			

3070	Pickup Truck (Small)	Vehicle	Truck			
3071	Dump Truck	Vehicle	Truck			
3072	Box Truck	Vehicle	Truck			
3073	Yale Forklift (0342)	Motorized Equipment	Forklift	Yale		
3498	Columbia Green Trainers Cart	Motorized Equipment	Cart	Columbia		
3499	Columbia Yellow Ambulance Cart	Motorized Equipment	Cart	Columbia		
1843	FCU-1H19	HVAC Equipment	Fan Coil Unit	Envirotec	FCU150217-02P15 HPP06	6CCM002261
2743	RTU-1MK01	HVAC Equipment	Roof Top Unit	?	?	?
2583	EF-4D01-1	HVAC Equipment	Exhaust Fan	?	?	?
2618	EF-6K08	HVAC Equipment	Exhaust Fan	Greenheck	BSQ-90-4-X	12994669-1210
2619	EF-6K09	HVAC Equipment	Exhaust Fan	Greenheck	BSQ-80-4-X	12994690
2813	SEF-8K01	HVAC Equipment	Smoke Exhaust Fan	Greenheck	QEI-36-1-100-HTUL	129956271210
2814	SEF-8K02	HVAC Equipment	Smoke Exhaust Fan	Greenheck	QEI36-1-100-HTUL	129956281210
2815	SEF-8K03	HVAC Equipment	Smoke Exhaust Fan	Greenheck	QEI-36-1-100-HTUL	129956321210
2816	SEF-8K04	HVAC Equipment	Smoke Exhaust Fan	?	?	?
3456	EF-8K01	HVAC Equipment	Smoke Exhaust Fan	Greenheck	QEI-36-1-150-HTUL	129956551210
3457	EF-8K02	HVAC Equipment	Smoke Exhaust Fan	Greenheck	QEI-49-1-200-HTUL	129956561210
2714	AHU-3E01	HVAC Equipment	Air Handler Unit	Trane	MCCA014GAZ0A	K01L68114C
2697	AHU-1MG10	HVAC Equipment	Air Handler Unit	Mcquay	CAH034GDGM	FBOU141001225
2891	DWCP-2H01	HVAC Equipment	Domestic Water Circulating Pump	?	?	?

1631	UH-1M01	HVAC Equipment	Unit Heater	?	?	?
1632	UH-1M02	HVAC Equipment	Unit Heater	?	?	?
1633	UH-1M03	HVAC Equipment	Unit Heater	?	?	?
2315	B-SEZ-1	HVAC Equipment	Boiler	Fulton	VTG-4000	National Board# 7654
2316	B-SEZ-10	HVAC Equipment	Boiler	Fulton	VTG-4000	National Board# 7652
2317	B-SEZ-11	HVAC Equipment	Boiler	Fulton	VTG-4000	National Board# 7657
2318	B-SEZ-12	HVAC Equipment	Boiler	Fulton	VTG-4000	National Board# 7653
2319	B-SEZ-2	HVAC Equipment	Boiler	Fulton	VTG-4000	National Board# 7528
2320	B-SEZ-3	HVAC Equipment	Boiler	Fulton	VTG-4000	National Board# 7634
2321	B-SEZ-4	HVAC Equipment	Boiler	Fulton	VTG-4000	National Board# 8066
2322	B-SEZ-5	HVAC Equipment	Boiler	Fulton	VTG-4000	National Board# 7657
2323	B-SEZ-6	HVAC Equipment	Boiler	Fulton	VTG-4000	National Board# 7650
2324	B-SEZ-7	HVAC Equipment	Boiler	Fulton	VTG-4000	National Board# 7656
2325	B-SEZ-8	HVAC Equipment	Boiler	Fulton	VTG-4000	National Board# 7642
2326	B-SEZ-9	HVAC Equipment	Boiler	Fulton	VTG-4000	National Board# 7658
2497	EF-1MK01	HVAC Equipment	Exhaust Fan	Enervex	TDF685-20	?
2498	EF-1MK02	HVAC Equipment	Exhaust Fan	?	?	?
2499	EF-1MK03	HVAC Equipment	Exhaust Fan	Greenheck	SBCE-3H36-5	12994367-1210
2698	AHU-1MK01	HVAC Equipment	Air Handler Unit	Mcquay	CAH025GDAC	FBOU120700736
2699	AHU-1MK02	HVAC Equipment	Air Handler Unit	Mcquay	CAH035GDAC	FBOU120700734

2700	AHU-1MK03	HVAC Equipment	Air Handler Unit	Mcquay	CAH030GDAC	FBOU120700781
2701	AHU-1MK05	HVAC Equipment	Air Handler Unit	Mcquay	CAH040GDAC	FB0U120700805
2859	ACMP-2	HVAC Equipment	Air Compressor	General Air Products	LT620100B	LT620-KMS1398
2875	CHSEZ-1-A	HVAC Equipment	Chiller	?	?	?
2876	CHSEZ-2-A	HVAC Equipment	Chiller	?	?	?
2881	CHWP-SEZ-1	HVAC Equipment	Chilled Water Pump	?	?	?
2882	CHWP-SEZ-2	HVAC Equipment	Chilled Water Pump	?	?	?
2936	HWP-SEZ-1	HVAC Equipment	Hot Water Pump	Bell & Gossett	1510	?
2937	HWP-SEZ-2	HVAC Equipment	Hot Water Pump	Bell & Gossett	1510	?
2938	HWP-SEZ-3	HVAC Equipment	Hot Water Pump	Bell & Gossett	1510	?
2939	HWP-SEZ-4	HVAC Equipment	Hot Water Pump	Bell & Gossett	1510	?
2940	HWP-SEZ-5	HVAC Equipment	Hot Water Pump	Bell & Gossett	1510	?
2941	HWP-SEZ-6	HVAC Equipment	Hot Water Pump	Bell & Gossett	1510	?
2705	AHU-2B02	HVAC Equipment	Air Handler Unit	?	?	?
2860	ACMP-3	HVAC Equipment	Air Compressor	General Air Products	LT620100B	LT620-LD33840
1850	FCU-2C01	HVAC Equipment	Fan Coil Unit	Trane	BCH0241DF0A2300B2	T02C19695
2898	DWCPK-2C01	HVAC Equipment	Domestic Water Circulating Pump	Bell & Gossett	NBF-185	103316C20
2925	GWH-2C01	Plumbing Equipment	Gas Water Heater	PVI	1250 P 1250A-P	202106405
1681	UH-2E07	HVAC Equipment	Unit Heater	?	?	?
2861	ACMP-4	HVAC Equipment	Air Compressor	General Air Products	LT900150B	LT900-LC83642

2903	DWP-P1	HVAC Equipment	Domestic Water Pump	Bell & Gossett	?	QF5840-03 A20
2904	DWP-P2	HVAC Equipment	Domestic Water Pump	Bell & Gossett	?	QF5840-01 A20
2905	DWP-P3	HVAC Equipment	Domestic Water Pump	Bell & Gossett	?	CL7258-02 M10
1856	FCU-2E05	HVAC Equipment	Fan Coil Unit	Trane	BLVB0241DF0A131B2E	T02D29918
2706	AHU-2E01	HVAC Equipment	Air Handler Unit	Trane	MCCA008GA20ABC000 E	K01M69296C
2906	DWP-T1	HVAC Equipment	Domestic Water Pump	Bell & Gossett	?	CL7258-01 M10
2907	DWP-T2	HVAC Equipment	Domestic Water Pump	Bell & Gossett	?	QF5840-02 A20
2908	DWP-T3	HVAC Equipment	Domestic Water Pump	Bell & Gossett	?	QF5840-04 A20
2327	B-T1	HVAC Equipment	Boiler	Cleaver Brooks	FLX	BT-7971
2328	B-T2	HVAC Equipment	Boiler	Cleaver Brooks	FLX	BT-7970
2943	HWP-T1	HVAC Equipment	Hot Water Pump	Bell & Gossett	?	CL9031-02 B20
2944	HWP-T2	HVAC Equipment	Hot Water Pump	Bell & Gossett	?	CL9031-01 B20
1627	UH-1J01	HVAC Equipment	Unit Heater	Trane	?	F12A30433
2694	AHU-1J01	HVAC Equipment	Air Handler Unit	Trane	T6K366A 1A	K12A07784
2856	ACCU-2J01	HVAC Equipment	Air Cooled Condensing Unit	Trane	TTA240F400BA	11503N6ATA
2968	RF-1J01	HVAC Equipment	Return Fan	Greenheck	BSQ-200-20-X	127000000000
2333	DSS-1J01	HVAC Equipment	Ductless Split System	Mitsubishi	MSZ-GE06NA	1001418
2525	EF-2L01	HVAC Equipment	Exhaust Fan	Greenheck	27-BISW-10-1	13373534

2695	AHU-1L01	HVAC Equipment	Air Handler Unit	Mcquay	ACH550-PCR1078A-4+C170+F267	FBOU130702328
2696	AHU-1L02	HVAC Equipment	Air Handler Unit	Mcquay	ACH550-PCR-031A-4+C170+F267	FBOU130702324
2713	AHU-2ML03	HVAC Equipment	Air Handler Unit	Mcquay	ACH550-PCR078-4+C170+F267	FBOU130702332
2709	AHU-2G11	HVAC Equipment	Air Handler Unit	Mcquay	CAH025GVGM	FBOU141001226
2710	AHU-2G12	HVAC Equipment	Air Handler Unit	?	?	?
2711	AHU-2H02	HVAC Equipment	Air Handler Unit	?	?	?
2712	AHU-2H09	HVAC Equipment	Air Handler Unit	Mcquay	CAH044GDGM	FBOU141001224
2715	AHU-4E01	HVAC Equipment	Air Handler Unit	Trane	MCCA017UB	K01L68151C
2862	ACMP-5	HVAC Equipment	Air Compressor	General Air Products	?	LT-OO-LD85128
2911	EWH-3H01	Plumbing Equipment	Electric Water Heater	Ao Smith		ND02-1655587-917
2718	AHU-4H02	HVAC Equipment	Air Handler Unit	?	?	?
2720	AHU-5E01	HVAC Equipment	Air Handler Unit	Trane	MCCA30	K01L67867C
2726	AHU-6E01	HVAC Equipment	Air Handler Unit	Trane	MCCA30	K01L67947C
2004	FCU-6G01	HVAC Equipment	Fan Coil Unit	Trane	BCHBO721DF0A	T02B10732
2737	AHU-8E01	HVAC Equipment	Air Handler Unit	Trane	MCCA080ABJ	K01L68053C
2877	CHWP-P1	HVAC Equipment	Chilled Water Pump	?	?	?
2878	CHWP-P2	HVAC Equipment	Chilled Water Pump	?	?	?
2879	CHWP-P3	HVAC Equipment	Chilled Water Pump	?	?	?
2880	CHWP-P4	HVAC Equipment	Chilled Water Pump	?	?	?
2090	FCU-LG12	HVAC Equipment	Fan Coil Unit	Envirotec	FCU140203-03 HLE60C	6CBM002469
2312	B-PS 5	HVAC Equipment	Boiler	?	?	?
2313	B-PS 6	HVAC Equipment	Boiler	?	?	?
2314	B-PS 7	HVAC Equipment	Boiler	?	?	?

2686	AHU-1G04	HVAC Equipment	Air Handler Unit	Mcquay	CAH065GDGM	FBOU140101443
2942	HWP-SMP-PS	HVAC Equipment	Hot Water Pump	?	?	?
2093	FCU-LH11	HVAC Equipment	Fan Coil Unit	Envirotec	FCU140203-03 HLE40C	6CBM002470
2692	AHU-1H13	HVAC Equipment	Air Handler Unit	?	?	?
2693	AHU-1H14	HVAC Equipment	Air Handler Unit	?	?	?
2889	DWCP-1C01	HVAC Equipment	Domestic Water Circulating Pump	?	?	?
2897	DWCPK-1C01	HVAC Equipment	Domestic Water Circulating Pump	Bell & Gossett	NBF-85/LW 103257	103257C20
2979	SwimEx Gear Box	Aquatics Equipment				
2310	B-P1	HVAC Equipment	Boiler	Cleaver Brooks	FLX	BT-7972
2311	B-P2	HVAC Equipment	Boiler	Cleaver Brooks	FLX	BT-7973
2896	DWCP-8E01	HVAC Equipment	Domestic Water Circulating Pump	?	?	?
2902	DWCPK-8E01	HVAC Equipment	Domestic Water Circulating Pump	Bell & Gossett	NBF-185	103316 B20
2928	GWH-8E01	Plumbing Equipment	Gas Water Heater	PVI	500 9H00A-TP	202106408
2934	HWP-P1	HVAC Equipment	Hot Water Pump	Bell & Gossett	?	CL9032-02 B20
2935	HWP-P2	HVAC Equipment	Hot Water Pump	Bell & Gossett	?	CL9032-01 B20
2872	CH-P1	HVAC Equipment	Chiller	?	?	?
2873	CH-P2	HVAC Equipment	Chiller	?	?	?
2874	CH-P3	HVAC Equipment	Chiller	?	?	?
2807	SEF-8G01	HVAC Equipment	Smoke Exhaust Fan	Greenheck	60-PLN-VMOS-11	02B23238
2808	SEF-8G02	HVAC Equipment	Smoke Exhaust Fan	Greenheck	60-PLN-VMOS-11	02B23239
2809	SEF-8G03	HVAC Equipment	Smoke Exhaust Fan	Greenheck	60-PLN-VMOS-11	02B23240

2810	SEF-8G04	HVAC Equipment	Smoke Exhaust Fan	Greenheck	60-PLN-VMOS-11	02B24893
2811	SEF-8G05	HVAC Equipment	Smoke Exhaust Fan	Greenheck	60-PLN-VMOS-11	02B24894
2812	SEF-8G06	HVAC Equipment	Smoke Exhaust Fan	Greenheck	60-PLN-VMOS-11	02B24895
2088	FCU-9E02	HVAC Equipment	Fan Coil Unit	?	BCHB0241DFOA1311B3 H	?
2087	FCU-9E01	HVAC Equipment	Fan Coil Unit	?	?	?
2670	EF-9K05	HVAC Equipment	Exhaust Fan	Greenheck	6-085-D-X	12994725-1210
2739	AHU-9K04	HVAC Equipment	Air Handler Unit	Mcquay	CAH030GDAC	FBOU120700781
2740	AHU-9K06	HVAC Equipment	Air Handler Unit	Mcquay	CAH025GDAC	FBOU120700681
1636	UH-2A03	HVAC Equipment	Unit Heater	?	?	?
1637	UH-2A04	HVAC Equipment	Unit Heater	?	?	?
2500	EF-2A05	HVAC Equipment	Exhaust Fan	?	?	?
2530	EF-3A02	HVAC Equipment	Exhaust Fan	Greenheck	GB-161-7	03A30998
2560	EF-3F04	HVAC Equipment	Exhaust Fan	Greenheck	GB-161-7	03A31001
1690	UH-2F03	HVAC Equipment	Unit Heater	?	?	?
1691	UH-2F04	HVAC Equipment	Unit Heater	?	?	?
1692	UH-2F05	HVAC Equipment	Unit Heater	?	?	?
1693	UH-2F06	HVAC Equipment	Unit Heater	?	?	?
1694	UH-2F08	HVAC Equipment	Unit Heater	?	?	?
1695	UH-2F09	HVAC Equipment	Unit Heater	?	?	?
2559	EF-3F02	HVAC Equipment	Exhaust Fan	Greenheck	GB-161-7	03A31000
2561	EF-3F07	HVAC Equipment	Exhaust Fan	Greenheck	GB-121-4	03A30949
2562	EF-3F08	HVAC Equipment	Exhaust Fan	?	?	?
1640	UH-2A07	HVAC Equipment	Unit Heater	?	?	?
1644	UH-2A11	HVAC Equipment	Unit Heater	?	?	?
2502	EF-2A14 (Residential)	HVAC Equipment	Exhaust Fan	?	?	?
2152	CUH-4B01	HVAC Equipment	Cabinet Unit Heater	Trane	FFDB1201AP0D0F20AH 2M	T02D30057

2153	CUH-4B02	HVAC Equipment	Cabinet Unit Heater	Trane	FFDB1201AP0D0F20AH 2M	T02D30058
2154	CUH-4B03	HVAC Equipment	Cabinet Unit Heater	Trane	FFDB1201AP0D0F20AH 2M	T02DB0059
2570	EF-4B02 (Chase)	HVAC Equipment	Exhaust Fan	?	?	?
2571	EF-4B06	HVAC Equipment	Exhaust Fan	Greenheck	GB-180-7	02E10760
1686	UH-2E12	HVAC Equipment	Unit Heater	?	?	?
1687	UH-2E13	HVAC Equipment	Unit Heater	?	?	?
2557	EF-3E04	HVAC Equipment	Exhaust Fan	Greenheck	GB-141-5	02E13570
1647	UH-2B03	HVAC Equipment	Unit Heater	?	?	?
1648	UH-2B04	HVAC Equipment	Unit Heater	?	?	?
2535	EF-3B01	HVAC Equipment	Exhaust Fan	Greenheck	?	02E13592
2161	CUH-4B09	HVAC Equipment	Cabinet Unit Heater	Trane	FFDB1201AP0D0F20AH 2M	T02D30063
2162	CUH-4B10	HVAC Equipment	Cabinet Unit Heater	Trane	FFDB1201AP0D0F20AH 2M	T02D30064
2163	CUH-4B11	HVAC Equipment	Cabinet Unit Heater	Trane	FFDB1201AP0D0F20AH 2M	T02D30065
2573	EF-4B17	HVAC Equipment	Exhaust Fan	Greenheck	?	02E10751
1675	UH-2E01	HVAC Equipment	Unit Heater	?	?	?
1676	UH-2E02	HVAC Equipment	Unit Heater	?	?	?
2255	F-4C01	HVAC Equipment	Furnace	Trane	TUD140C960K1	23046AB2G
2256	F-4C02	HVAC Equipment	Furnace	Trane	TUD128C960K1	2345ITM1G
2575	EF-4C01	HVAC Equipment	Exhaust Fan	Greenheck	GB-161-7	2622956
1649	UH-2B05	HVAC Equipment	Unit Heater	?	?	?
1650	UH-2B06	HVAC Equipment	Unit Heater	?	?	?
1672	UH-2D08	HVAC Equipment	Unit Heater	?	?	?
1674	UH-2D12	HVAC Equipment	Unit Heater	?	?	?
1658	UH-2C05	HVAC Equipment	Unit Heater	?	?	?
1659	UH-2C06	HVAC Equipment	Unit Heater	?	?	?
2545	EF-3C03	HVAC Equipment	Exhaust Fan	Greenheck	GB-161-7	2622954
1666	UH-2D01	HVAC Equipment	Unit Heater	?	?	?

1667	UH-2D02	HVAC Equipment	Unit Heater	?	?	?
2245	F-4A03	HVAC Equipment	Furnace	Trane	TUD120C960K2	3044U761G
2246	F-4A04	HVAC Equipment	Furnace	Trane	TUD120C960K2	30545DL2G
2568	EF-4A02	HVAC Equipment	Exhaust Fan	Greenheck	GB-141-7	03B14256
2287	F-4F02	HVAC Equipment	Furnace	Trane	TUD140C960K2	3042W6N2G
2288	F-4F03	HVAC Equipment	Furnace	Trane	3044WJ	3044WJY1G
2595	EF-4F02	HVAC Equipment	Exhaust Fan	Greenheck	GB-161-7	03B14284
2282	F-4E08	HVAC Equipment	Furnace	Trane	T140C960K0	21515FT2G
2593	EF-4E07	HVAC Equipment	Exhaust Fan	Greenheck	GB-180-7	02E10757
2594	EF-4E08	HVAC Equipment	Exhaust Fan	Greenheck	GB-180-10	02E10758
2275	F-4E02	HVAC Equipment	Furnace	Trane	TUD120C960K0	2181MRW2G
2276	F-4E03	HVAC Equipment	Furnace	Trane	TUD140C960K0	T02D29919
2281	F-4E07	HVAC Equipment	Furnace	Trane	TUD120C960K0	2181MRW2G
2589	EF-4E03	HVAC Equipment	Exhaust Fan	Trane	GB-180-10	21515GC2G
2267	F-4D04	HVAC Equipment	Furnace	Trane	TUD140C960K1	23046AF2G
2268	F-4D05	HVAC Equipment	Furnace	Trane	TUD120C960K1	23451UA1G
2586	EF-4D04	HVAC Equipment	Exhaust Fan	Greenheck	GB-180-10	2622984
2259	F-4C05	HVAC Equipment	Furnace	Trane	TUD100C948K1	2343YFC2G
2260	F-4C06	HVAC Equipment	Furnace	Trane	TUD100C948K1	2343XY31G
1708	UH-4D11	HVAC Equipment	Unit Heater	Reznor	UDAP125	BLG79Y2N67375X
1700	UH-4C08	HVAC Equipment	Unit Heater	Reznor	UDAP125	BLF79Y2N63785X
2581	EF-4C11	HVAC Equipment	Exhaust Fan	Greenheck	GB-091-4-X	12994710-1210
2172	CUH-4K12	HVAC Equipment	Cabinet Unit Heater	?	?	?
2602	EF-4K07	HVAC Equipment	Exhaust Fan	Greenheck	BSQ-80-4	12994677-1210
2731	AHU-6H01	HVAC Equipment	Air Handler Unit	Trane	MCCA030GA20AB	K01M70695C
2605	EF-5B02	HVAC Equipment	Exhaust Fan	Greenheck	BSQ-160-10	02B27053
2611	EF-6B02	HVAC Equipment	Exhaust Fan	Greenheck	?	?
2175	CUH-5K02	HVAC Equipment	Cabinet Unit Heater	?	?	?
2608	EF-5K02	HVAC Equipment	Exhaust Fan	Greenheck	GB-091-4-X	12994681-1210
1721	UH-6D10	HVAC Equipment	Unit Heater	Reznor	UDAP125	BLG79Y2N67403X

1722	UH-6D11	HVAC Equipment	Unit Heater	Reznor	UDAP125	BLG79Y2N67416X
2615	EF-6D02	HVAC Equipment	Exhaust Fan	Greenheck	BSQ-100-7-X	12994664-1210
1717	UH-6C06	HVAC Equipment	Unit Heater	Reznor	UDAP175	BLF79Y2N65698X
2613	EF-6C05	HVAC Equipment	Exhaust Fan	Greenheck	BSQ-90-3-X	12994687-1210
2798	SEF-7E04	HVAC Equipment	Smoke Exhaust Fan	Greenheck	tab-45-100	02B23231
2795	SEF-7E01	HVAC Equipment	Smoke Exhaust Fan	Greenheck	TAB-45-100	02B232328
2797	SEF-7E03	HVAC Equipment	Smoke Exhaust Fan	Greenheck	TAB-45-100	02b232330
2177	CUH-6K13	HVAC Equipment	Cabinet Unit Heater	?	?	?
1751	UH-7D30	HVAC Equipment	Unit Heater	Reznor	UDAP175	BLF79Y2N65694X
1754	UH-7D33	HVAC Equipment	Unit Heater	Reznor	UDAP175	BLF79Y2N65693X
2625	EF-7D01	HVAC Equipment	Exhaust Fan	Greenheck	GB-141-5-X	12994716-1210
1730	UH-7C04	HVAC Equipment	Unit Heater	Reznor	UDAP200	?
2623	EF-7C06	HVAC Equipment	Exhaust Fan	Greenheck	GB-141-3-X	12994721-1210
1741	UH-7C17	HVAC Equipment	Unit Heater	Reznor	UDAP60	BLG79Y2N66639X
1761	UH-7K20	HVAC Equipment	Unit Heater	Reznor	UDAP150	BLF79Y2N65570X
2620	EF-6K16	HVAC Equipment	Exhaust Fan	Greenheck	CUBE-240XP-15-G	13044736-1210
2636	EF-7K03	HVAC Equipment	Exhaust Fan	Greenheck	GB-141-5-X	12994718-1210
2186	CUH-7A09	HVAC Equipment	Cabinet Unit Heater	Trane	FFFB1001AADCOC30AG 2	T12A03999
2187	CUH-7A10	HVAC Equipment	Cabinet Unit Heater	Trane	FFFB1001BADCOC30AG 2	T12A03996
2660	EF-8J01	HVAC Equipment	Exhaust Fan	Greenheck	GB-091-4-X	12741726 1202
2196	CUH-9K03	HVAC Equipment	Cabinet Unit Heater	?	?	?
2194	CUH-9K01	HVAC Equipment	Cabinet Unit Heater	?	?	?
2492	EF-1C03	HVAC Equipment	Exhaust Fan	Greenheck	BSQ-100-5	?
1628	UH-1L01	HVAC Equipment	Unit Heater	?	?	?

1634	UH-2A01	HVAC Equipment	Unit Heater	?	?	?
1635	UH-2A02	HVAC Equipment	Unit Heater	?	?	?
2529	EF-3A01	HVAC Equipment	Exhaust Fan	Greenheck	GB-200-15	03A31020
2531	EF-3A03	HVAC Equipment	Exhaust Fan	Greenheck	GB-200-15	03A31021
1641	UH-2A08	HVAC Equipment	Unit Heater	?	?	?
1642	UH-2A09	HVAC Equipment	Unit Heater	?	?	?
1643	UH-2A10	HVAC Equipment	Unit Heater	?	?	?
2503	EF-2A15 (Residential)	HVAC Equipment	Exhaust Fan	?	?	?
1688	UH-2F01	HVAC Equipment	Unit Heater	?	?	?
1689	UH-2F02	HVAC Equipment	Unit Heater	?	?	?
2558	EF-3F01	HVAC Equipment	Exhaust Fan	?	?	?
1684	UH-2E10	HVAC Equipment	Unit Heater	?	?	?
1685	UH-2E11	HVAC Equipment	Unit Heater	?	?	?
2556	EF-3E03	HVAC Equipment	Exhaust Fan	Greenheck	GB-114-5	02E13569
1652	UH-2B08	HVAC Equipment	Unit Heater	Vulcan	VV285	G1401304809001001
1653	UH-2B09	HVAC Equipment	Unit Heater	Vulcan	VV285	G1401304809001001
2537	EF-3B04	HVAC Equipment	Exhaust Fan	Greenheck	GB-180-10	03D29697
2155	CUH-4B04	HVAC Equipment	Cabinet Unit Heater	Trane	FFDB1201AP0D0F20AH 2M	T02D30060
2156	CUH-4B05	HVAC Equipment	Cabinet Unit Heater	Trane	FFDB1201AP0D0F20AH 2M	T02D30061
2157	CUH-4B06	HVAC Equipment	Cabinet Unit Heater	Trane	FFDB1201AY0D0F20AH 2M	TO2D30062
2572	EF-4B10	HVAC Equipment	Exhaust Fan	Greenheck	GB-180-7	02E10749
1677	UH-2E03	HVAC Equipment	Unit Heater	?	?	?
1678	UH-2E04	HVAC Equipment	Unit Heater	?	?	?
2164	CUH-4B12	HVAC Equipment	Cabinet Unit Heater	Trane	FFDB1201AY0D0F20AH 2M	TO2DB0044
2165	CUH-4B13	HVAC Equipment	Cabinet Unit Heater	Trane	?	T02D30047

					FFDB1201AP0D0F20AH	
2166	CUH-4B14	HVAC Equipment	Cabinet Unit Heater	Trane	2M	T02D30068
2574	EF-4B23	HVAC Equipment	Exhaust Fan	Greenheck	GB-180-10	02E10752
1654	UH-2C01	HVAC Equipment	Unit Heater	?	?	?
1655	UH-2C02	HVAC Equipment	Unit Heater	?	?	?
1660	UH-2C07	HVAC Equipment	Unit Heater	?	?	?
1670	UH-2D05	HVAC Equipment	Unit Heater	?	?	?
1671	UH-2D06	HVAC Equipment	Unit Heater	?	?	?
1673	UH-2D09	HVAC Equipment	Unit Heater	?	?	?
1656	UH-2C03	HVAC Equipment	Unit Heater	?	?	?
1657	UH-2C04	HVAC Equipment	Unit Heater	Trane	GHND040ADF10000	L02G42625
2544	EF-3C02	HVAC Equipment	Exhaust Fan	Greenheck	GB-180-15	2622981
1668	UH-2D03	HVAC Equipment	Unit Heater	?	?	?
1669	UH-2D04	HVAC Equipment	Unit Heater	?	?	?
2291	F-4F05	HVAC Equipment	Furnace	Trane	TUD120C960K2	3045R2SIG
2292	F-4F06	HVAC Equipment	Furnace	Trane	TUD140C960K2	3031NCG1G
2596	EF-4F03	HVAC Equipment	Exhaust Fan	Greenheck	GB-161-7	03B14285
2249	F-4A06	HVAC Equipment	Furnace	Trane	TUD140C960K2	3031NWY1G
2250	F-4A07	HVAC Equipment	Furnace	Trane	TUD140C960K2	3042W6H2G
2569	EF-4A03	HVAC Equipment	Exhaust Fan	Greenheck	GB-161-7	03B14282
2283	F-4E09	HVAC Equipment	Furnace	Trane	TUD140C960K0	21515GH2G
2284	F-4E10	HVAC Equipment	Furnace	Trane	TUD120C960K0	2133WGH1G
2277	F-4E04	HVAC Equipment	Furnace	Trane	TUD140C960K0	21515GC2G
2278	F-4E05	HVAC Equipment	Furnace	Trane	TUD120C960K0	2181MRW2G
2590	EF-4E04	HVAC Equipment	Exhaust Fan	?	?	?
2269	F-4D06	HVAC Equipment	Furnace	Trane	TUD140C960K0	21525M020
2270	F-4D07	HVAC Equipment	Furnace	Trane	TUD100C948K0	2123NFS1G
2587	EF-4D05	HVAC Equipment	Exhaust Fan	Greenheck	GB-161-7	2622957
2756	RTU-3D03	HVAC Equipment	Roof Top Unit	Carrier	48TCED14B3A6A2AOCO	2213G50157
2257	F-4C03	HVAC Equipment	Furnace	Trane	TUD140C960K1	23331SK1G
2258	F-4C04	HVAC Equipment	Furnace	Trane	TUD120C960K1	23451UB1G

2576	EF-4C02	HVAC Equipment	Exhaust Fan	Greenheck	GB-180-10	2622983
2577	EF-4C03	HVAC Equipment	Exhaust Fan	Greenheck	GB-141-5	2622941
2265	F-4D02	HVAC Equipment	Furnace	Trane	TUD140C960K1	23322LM1G
2266	F-4D03	HVAC Equipment	Furnace	Trane	TUD120C960K1	2345IT81G
2563	EF-3K01	HVAC Equipment	Exhaust Fan	?	?	?
2584	EF-4D03	HVAC Equipment	Exhaust Fan	Greenheck	GB-141-10	2622942
1706	UH-4D05	HVAC Equipment	Unit Heater	Reznor	UDAP125	BLG79Y2N67355X
2585	EF-4D03-1	HVAC Equipment	Exhaust Fan	Greenheck	GB-091-4-X	12994707-1210
1702	UH-4C10	HVAC Equipment	Unit Heater	Reznor	UDAP125	BLG79Y2N67369X
2580	EF-4C09	HVAC Equipment	Exhaust Fan	Greenheck	GB-091-4-X	12994709-1210
2171	CUH-4K11	HVAC Equipment	Cabinet Unit Heater	?	?	?
2600	EF-4K05	HVAC Equipment	Exhaust Fan	Greenheck	BSQ-80-4	12994676-1210
2174	CUH-5K01	HVAC Equipment	Cabinet Unit Heater	?	?	?
2607	EF-5K01	HVAC Equipment	Exhaust Fan	Greenheck	GB-091-4-X	12994680-1210
1724	UH-6D13	HVAC Equipment	Unit Heater	Reznor	UDAP125	BLF79Y2N63786X
1725	UH-6D14	HVAC Equipment	Unit Heater	Reznor	UDAP125	BLG79Y2N67367X
2616	EF-6D03	HVAC Equipment	Exhaust Fan	Greenheck	BSQ-100-7-X	12994685-1210
1719	UH-6C08	HVAC Equipment	Unit Heater	Reznor	UDAP125	BLG79Y2N67371X
2612	EF-6C04	HVAC Equipment	Exhaust Fan	Greenheck	BSQ-90-3-X	12994686-1210
2796	SEF-7E02	HVAC Equipment	Smoke Exhaust Fan	Greenheck	TAB-45-100	02B232329
2176	CUH-6K12	HVAC Equipment	Cabinet Unit Heater	?	?	?
1745	UH-7D24	HVAC Equipment	Unit Heater	Reznor	UDAP175	BLB79Y2N45435X
1748	UH-7D27	HVAC Equipment	Unit Heater	Reznor	UDAP175	BLF79Y2N65697X
2626	EF-7D02	HVAC Equipment	Exhaust Fan	Greenheck	GB-141-5-X	12994717-1210
1735	UH-7C09	HVAC Equipment	Unit Heater	Reznor	UDAP200	BLF79U2N64336X
2622	EF-7C05	HVAC Equipment	Exhaust Fan	Greenheck	GB-121-3-X	12994720-1210
1738	UH-7C13	HVAC Equipment	Unit Heater	Reznor	UDAP150	BLF79Y2N64155X
1739	UH-7C15	HVAC Equipment	Unit Heater	Reznor	UDAP150	BLG79Y2N66628X

2637	EF-7K04	HVAC Equipment	Exhaust Fan	Greenheck	GB-141-5-X	12994719-1210
2184	CUH-7A07	HVAC Equipment	Cabinet Unit Heater	Trane	FFFB1001BADC0C30AG 2	T12A03995
2185	CUH-7A08	HVAC Equipment	Cabinet Unit Heater	Trane	FFFB1001AADCOC30AG 2	T12A03998
2661	EF-8J02	HVAC Equipment	Exhaust Fan	Greenheck	GB-091-4-X	12741727 1202
2195	CUH-9K02	HVAC Equipment	Cabinet Unit Heater	?	?	?
857	Elevator 1	Otis Equipment	Elevator			
2308	B-N1	HVAC Equipment	Boiler	Fulton	PHW-1400	113762
2309	B-N2	HVAC Equipment	Boiler	Fulton	PHW-1400	113763
2932	HWP-N1	HVAC Equipment	Hot Water Pump	Bell & Gossett	80 BF 8.25	?
2933	HWP-N2	HVAC Equipment	Hot Water Pump	Bell & Gossett	80 BF 8.25	?
1935	FCU-5E29	HVAC Equipment	Fan Coil Unit	Trane	?	?
1777	IM-4E44A	Concession/Kitchen Equipment	Ice Machine	Manitowoc		
1934	FCU-5E28	HVAC Equipment	Fan Coil Unit	Trane	BCHB0241DF0A	TOIL12737B
1776	IM-478	Concession/Kitchen Equipment	Ice Machine	Manitowoc	QY1004A	O30263950
1781	IM-5B01	Concession/Kitchen Equipment	Ice Machine	Manitowoc	QY1004A	O20465911
1973	FCU-6B36	HVAC Equipment	Fan Coil Unit	?	?	?
2003	FCU-6E29	HVAC Equipment	Fan Coil Unit	Trane	BCHB0241DF0A	TOIL12741B
2002	FCU-6E28	HVAC Equipment	Fan Coil Unit	Trane	BCHB0241DE0A	TOIL12439B
1783	IM-6B01	Concession/Kitchen Equipment	Ice Machine	Manitowoc	QY0424A	O20566107
2049	FCU-7B45	HVAC Equipment	Fan Coil Unit	?	?	?
2044	FCU-7B36	HVAC Equipment	Fan Coil Unit	?	?	?
2621	EF-7B02	HVAC Equipment	Exhaust Fan	Greenheck	BSQ-100-5	02B27024
2082	FCU-7E34	HVAC Equipment	Fan Coil Unit	Trane	BCHB0241DF0A	TOIM15932B

2653	EF-8E06	HVAC Equipment	Exhaust Fan	Greenheck	6B090-4	?
1784	IM-6E45B	Concession/Kitchen Equipment	Ice Machine	Manitowoc	QY0454A	30664540
2081	FCU-7E33	HVAC Equipment	Fan Coil Unit	Trane	BCHB0241DFOA2311BG	TOIM15931B
1782	IM-678	Concession/Kitchen Equipment	Ice Machine	Manitowoc	QY1004A	O30264156
1786	IM-7E28	Concession/Kitchen Equipment	Ice Machine	Manitowoc	QY0454A	20763029
2669	EF-9K04	HVAC Equipment	Exhaust Fan	Greenheck	SPA-250	13044998
2167	CUH-4B15	HVAC Equipment	Cabinet Unit Heater	Trane	FFDB0403BT0D0F28AU 0075	T02L83122
2505	EF-2B01	HVAC Equipment	Exhaust Fan	?	?	?
2508	EF-2B31 (Residential)	HVAC Equipment	Exhaust Fan	?	?	?
2495	EF-1K01	HVAC Equipment	Exhaust Fan	Greenheck	SPA-190	13044976
2578	EF-4C04 (Residential)	HVAC Equipment	Exhaust Fan	?	?	?
1701	UH-4C09	HVAC Equipment	Unit Heater	Reznor	UDAP45	BLF79Y2N65938X
1707	UH-4D06	HVAC Equipment	Unit Heater	Reznor	UDAP60	BLG79Y2N67092X
1723	UH-6D12	HVAC Equipment	Unit Heater	Reznor	UDAP60	BLG79Y2N67095X
1718	UH-6C07	HVAC Equipment	Unit Heater	Reznor	UDAP75	BLG79Y2N67163X
1749	UH-7D28	HVAC Equipment	Unit Heater	Reznor	UDAP60	BLG79Y2N67084X
1732	UH-7C06	HVAC Equipment	Unit Heater	Reznor	UDAP45	BLF79Y2N65986X
1740	UH-7C16	HVAC Equipment	Unit Heater	Reznor	UDAP60	BLG79Y2N67088X
2489	EF-1B01	HVAC Equipment	Exhaust Fan	Greenheck	?	?
2146	CUH-2B32	HVAC Equipment	Cabinet Unit Heater	Trane	FFBB1001AN0B0H	T02C18586
2173	CUH-5B01	HVAC Equipment	Cabinet Unit Heater	?	?	?
2103	CUH-1B01	HVAC Equipment	Cabinet Unit Heater	Trane	FFBB1001AN	T02C18584

2151	CUH-2H01	HVAC Equipment	Cabinet Unit Heater	Trane	FFBB1001AN0B0H	T02C18587
2104	CUH-1C01	HVAC Equipment	Cabinet Unit Heater	Trane	FFDB1001AP	T02H59548
2147	CUH-2C02	HVAC Equipment	Cabinet Unit Heater	Trane	FFDB1001AP	T02H59545
2511	EF-2C03	HVAC Equipment	Exhaust Fan	?	?	?
2513	EF-2C12	HVAC Equipment	Exhaust Fan	?	?	?
2524	EF-2H02	HVAC Equipment	Exhaust Fan	?	GB-220-20	?
2377	FPVAV-6A01-03	HVAC Equipment	Fan Powered VAV	Trane	VPWF1400ED0ENONAD 100AL	R02L65077A
2379	FPVAV-6A01-05	HVAC Equipment	Fan Powered VAV	Trane	VPWF1400ED03N0NAD 1001L	R02L65076A
2395	FPVAV-6A03-04	HVAC Equipment	Fan Powered VAV	Trane	VPWF1400ED0ENONAD 1001L	?
2396	FPVAV-6A03-05	HVAC Equipment	Fan Powered VAV	Trane	VPWF1200CD0EN0NAD 1001L	R02L65058A
2399	FPVAV-6A03-08	HVAC Equipment	Fan Powered VAV	Trane	VPWF1200DC0EN0NAD 1001L	R02L65059A
2446	FPVAV-6F04-02	HVAC Equipment	Fan Powered VAV	Trane	VPWF1400EE0ENONAD 1001L	R02M76303A
2448	FPVAV-6F04-04	HVAC Equipment	Fan Powered VAV	Trane	VPWF1400EE0EN0N0N AD1001L	R02M76294A
2451	FPVAV-6F04-07	HVAC Equipment	Fan Powered VAV	Trane	VPWF1400EE0ENONAD 1001L	R02M76305A
1896	FCU-5B17	HVAC Equipment	Fan Coil Unit	Trane	BCHB0721DF01	TOIL12733B
1898	FCU-5B19	HVAC Equipment	Fan Coil Unit	Trane	BCHB0721DF0A	?
1899	FCU-5B20	HVAC Equipment	Fan Coil Unit	Trane	BCHB0721DF0A	TOIL12735B
1900	FCU-5B21	HVAC Equipment	Fan Coil Unit	Trane	BCHB8721DF8A2311B4 E	TO1L12736B
2045	FCU-7B37	HVAC Equipment	Fan Coil Unit	?	BCHB0721PFOA1311B4 E	?

2046	FCU-7B38	HVAC Equipment	Fan Coil Unit	Trane	BCHB0721DF0A1311B4E	T02B10736
2047	FCU-7B39	HVAC Equipment	Fan Coil Unit	?	BCHB0721DFOA1311B4	?
2048	FCU-7B40	HVAC Equipment	Fan Coil Unit	?	BCHBOM21DFOA1311B4E	?
2819	SF-7B01	HVAC Equipment	Supply Fan	Greenheck	BSQ-240-15	02D04441
2454	FPVAV-8E01-01	HVAC Equipment	Fan Powered VAV	Trane	?	R02B21492
2462	FPVAV-8E01-09	HVAC Equipment	Fan Powered VAV	Trane	VPWF1200CBOENONAD1001L	R02B21505
2463	FPVAV-8E01-10	HVAC Equipment	Fan Powered VAV	Trane	VPWF1400EBOENONAD1001L	R02B21517
2464	FPVAV-8E01-11	HVAC Equipment	Fan Powered VAV	Trane	VPWF1200CBOENONAD1001L	R02B21508
2465	FPVAV-8E01-12	HVAC Equipment	Fan Powered VAV	?	?	?
2466	FPVAV-8E01-13	HVAC Equipment	Fan Powered VAV	Trane	VPWF1200CBOENONAD1001L	R02B21495
2467	FPVAV-8E01-14	HVAC Equipment	Fan Powered VAV	Trane	VPWF1200CBOENONAD1001L	R02B21507
2468	FPVAV-8E01-15	HVAC Equipment	Fan Powered VAV	Trane	VPWF12OOCBOENONAD1001L	R02B21509
2477	FPVAV-8E01-26	HVAC Equipment	Fan Powered VAV	Trane	VPWF1400EBOENONAD1001L	R02B21501
2733	AHU-7E01	HVAC Equipment	Air Handler Unit	Trane	MCCA030GAZ0	K01L67667C
2734	AHU-7E02	HVAC Equipment	Air Handler Unit	Trane	MCCA012GAZ0	K01M69307C
1841	FCU-1G20	HVAC Equipment	Fan Coil Unit	Envirotec	FCU150217-03P15HPP08	6CCM002265
2851	Fcu	HVAC Equipment	Air Conditioner	Liebert	?	156024G3
1775	IM-3G54	Concession/Kitchen Equipment	Ice Machine	Manitowoc	CNF0201A-161L	1120562350
2367	FPVAV-4G01-01	HVAC Equipment	Fan Powered VAV	Trane	VPWF0600ABOEN	R02B21478

2148	CUH-2E01	HVAC Equipment	Cabinet Unit Heater	Trane	FFEB1001APODOF20A	T02D30220
2510	EF-2B33	HVAC Equipment	Exhaust Fan	?	?	?
2334	DSS-1J2A	HVAC Equipment	Ductless Split System	Mitsubishi	MSZ-GE09NA	?
1866	FCU-2N09	HVAC Equipment	Fan Coil Unit	Envirotec	HPE 12	FCU130718-08A
1862	FCU-2H17	HVAC Equipment	Fan Coil Unit	Envirotec	FCU150217-02P15 HPP06	6CCM002259
2343	DSS-4C06	HVAC Equipment	Ductless Split System	Mitsubishi	MXZ-3B30NA	22908251C
2345	DSS-4D04	HVAC Equipment	Ductless Split System	Mitsubishi	MXZ-3B30NA	?
2347	DSS-6C06	HVAC Equipment	Ductless Split System	Mitsubishi	MXZ-3B30NA	12904267D
2349	DSS-6D04	HVAC Equipment	Ductless Split System	Mitsubishi	MXZ-3B30NA	12904386
2351	DSS-7C06	HVAC Equipment	Ductless Split System	Mitsubishi	MXZ-4B36NA	22906986
2353	DSS-7D04	HVAC Equipment	Ductless Split System	Mitsubishi	MXZ-4B36NA	22906988
2627	EF-7D08	HVAC Equipment	Exhaust Fan	Greenheck	SP-A190-QD	13038148
2855	AC-8E04	HVAC Equipment	Air Conditioner	Liebert	DME037E-PH7	?
2355	DSS-9K02	HVAC Equipment	Ductless Split System	Mitsubishi	MXZ-3B30NA1	2290869C
2332	DSS-10K02	HVAC Equipment	Ductless Split System	Mitsubishi	MXZ-3B30NA1	22904835A
2864	AC-PSWA	HVAC Equipment	Air Conditioner	Liebert	BK60G-AAE19168	N09H740074
2866	APS-DC	HVAC Equipment	Air Purifier	Purafil	MDWPSA-302-99-18M-2F-PLN-BLR	E13-4382
2930	HUM-PSWA-1	HVAC Equipment	Humidifier	Nortec	NHTC+030	2128611
2929	HUM-1	HVAC Equipment	Humidifier	?	?	?
2370	FPVAV-4H01-02	HVAC Equipment	Fan Powered VAV	Trane	VPWF0800AB	R02B21487

2892	DWCP-4G01	HVAC Equipment	Domestic Water Circulating Pump	?	?	?
2899	DWCPK-4G01	HVAC Equipment	Domestic Water Circulating Pump	Bell & Gossett	NBF-18S	103316
2893	DWCP-4H01	HVAC Equipment	Domestic Water Circulating Pump	?	?	?
2900	DWCPK-4H01	HVAC Equipment	Domestic Water Circulating Pump	Bell & Gossett	NBF-22	103252
1878	FCU-4H01	HVAC Equipment	Fan Coil Unit	Trane	?	?
2374	FPVAV-5G01-04	HVAC Equipment	Fan Powered VAV	Trane	VPWF0600A	R02B21483
2373	FPVAV-5G01-03	HVAC Equipment	Fan Powered VAV	Trane	VPWF06000A	R021321482
2371	FPVAV-5G01-01	HVAC Equipment	Fan Powered VAV	Trane	VPWF0800	RC282148B
1638	UH-2A05	HVAC Equipment	Unit Heater	?	?	?
1639	UH-2A06	HVAC Equipment	Unit Heater	?	?	?
1645	UH-2A12	HVAC Equipment	Unit Heater	?	?	?
1646	UH-2B02	HVAC Equipment	Unit Heater	?	?	?
2541	EF-3B12	HVAC Equipment	Exhaust Fan	Greenheck	CUBE-101HP-Y6-4-X	13613379
2542	EF-3B13	HVAC Equipment	Exhaust Fan	Greenheck	CUBE-300HP-50-X	13610380 1403
2742	RTU-1B01	HVAC Equipment	Roof Top Unit	Trane	4YCC3018A1040BA	13493HPP9H
2842	John Deere Atrium Cart (2618)	Motorized Equipment	Cart			
2843	Atrium Cart (5081)	Motorized Equipment	Cart			
1679	UH-2E05	HVAC Equipment	Unit Heater	?	?	?
1680	UH-2E06	HVAC Equipment	Unit Heater	?	?	?
1682	UH-2E08	HVAC Equipment	Unit Heater	Trane	?	L02A32166
1683	UH-2E09	HVAC Equipment	Unit Heater	?	?	?
1787	IM-Cart Storage	Concession/Kitchen Equipment	Ice Machine	Manitowoc	IY1204A-261	1101179403
1854	FCU-2E03	HVAC Equipment	Fan Coil Unit	Trane	BCHB361DF0A2311B3G	T02D29916

1698	UH-4C01	HVAC Equipment	Unit Heater	Reznor	UDAP60	BLG79Y2N67091X
1704	UH-4D03	HVAC Equipment	Unit Heater	Reznor	UDAP60	BLG79Y2N67096X
2084	FCU-7K01	HVAC Equipment	Fan Coil Unit	Envirotech	?	120831-3
2303	F-7KSEZPS	HVAC Equipment	Furnace	?	?	?
2916	F-PS	HVAC Equipment	Furnace	?	?	?
2102	CUH-1.5H01	HVAC Equipment	Cabinet Unit Heater	?	?	?
1851	FCU-2C02	HVAC Equipment	Fan Coil Unit	Trane	BCHB0241DF0A2300B2	T02C19695
2244	F-4A02	HVAC Equipment	Furnace	Trane	TUD40	?
2566	EF-4A01	HVAC Equipment	Exhaust Fan	Greenheck	GB-121-5	03B14232
1867	FCU-3K01	HVAC Equipment	Fan Coil Unit	Envirotec	SIZE 16 HM16W	120724-01P20
1697	UH-3K02	HVAC Equipment	Unit Heater	?	?	?
2564	EF-3K02	HVAC Equipment	Exhaust Fan	Greenheck	BSQ-80-4-X	12994730-1210
1709	UH-4K06	HVAC Equipment	Unit Heater	?	?	?
2601	EF-4K06	HVAC Equipment	Exhaust Fan	Greenheck	BSQ-80-4	12994677-1210
1711	UH-5C02	HVAC Equipment	Unit Heater	Reznor	UDAP30	BLG79Y2N67851X
2610	EF-5K04	HVAC Equipment	Exhaust Fan	Greenheck	BSQ-80-4-X	12994683-1210
1712	UH-5K02	HVAC Equipment	Unit Heater	?	?	?
2609	EF-5K03	HVAC Equipment	Exhaust Fan	Greenheck	BSQ-80-4-X	12994681-1210
1715	UH-6C04	HVAC Equipment	Unit Heater	Reznor	UDAP30	BLG79Y2N67852X
1737	UH-7C11	HVAC Equipment	Unit Heater	?	?	?
1734	UH-7C08	HVAC Equipment	Unit Heater	Reznor	UDAP30	BLG79Y2N67840X
1731	UH-7C05	HVAC Equipment	Unit Heater	Reznor	UDAP45	BLG79Y2N65945X
1746	UH-7D25	HVAC Equipment	Unit Heater	Reznor	UDAP30	BLG79Y2N67848X
1744	UH-7D23	HVAC Equipment	Unit Heater	Reznor	UDAP45	BLF79Y2N65936X
1742	UH-7D21	HVAC Equipment	Unit Heater	Reznor	UDAP30	BLG79Y2N67830X
2977	Steam Generator	HVAC Equipment	Steam Generator	Steam Master	HC-48	E-28700
2361	FPVAV-3C01-02	HVAC Equipment	Fan Powered VAV	Trane	VPWF1000CCOEN0NAD 1001L	R02G01002A

2360	FPVAV-3C01-01	HVAC Equipment	Fan Powered VAV	Trane	VPWF0800AC03NONAD 1001Z	R02G00999A
1828	IM-VT	Concession/Kitchen Equipment	Ice Machine	Hoshizaki	F450 MAH	N00920D
2365	FPVAV-3C01-05	HVAC Equipment	Fan Powered VAV	Trane	VPWF0800ACOENONA D1001L	R02G01001A
2362	FPVAV-3C01-03	HVAC Equipment	Fan Powered VAV	Trane	VPWF0800AC03NONAD 1001L	R02G01000A
1837	FCU-1.5G15	HVAC Equipment	Fan Coil Unit	Envirotec	FCU150217-02P15 HPP14	6CCM002262
2501	EF-2A08 (Residential)	HVAC Equipment	Exhaust Fan	?	?	?
2518	EF-2F08	HVAC Equipment	Exhaust Fan	?	?	?
2517	EF-2E29	HVAC Equipment	Exhaust Fan	?	?	?
2512	EF-2C06	HVAC Equipment	Exhaust Fan	Greenheck	SP-7	02F18007
2515	EF-2D20 (Residential)	HVAC Equipment	Exhaust Fan	?	?	?
2504	EF-2A16	HVAC Equipment	Exhaust Fan	?	?	?
2509	EF-2B32 (Residential)	HVAC Equipment	Exhaust Fan	?	?	?
2514	EF-2D12	HVAC Equipment	Exhaust Fan	?	?	?
2516	EF-2E07	HVAC Equipment	Exhaust Fan	?	?	?
2520	EF-2F17	HVAC Equipment	Exhaust Fan	?	?	?
2546	EF-3C04	HVAC Equipment	Exhaust Fan	?	?	?
1699	UH-4C07	HVAC Equipment	Unit Heater	Reznor	UDAP45	BLF79Y2N65944X
2579	EF-4C08	HVAC Equipment	Exhaust Fan	Greenheck	6095-D-X	12994708-1210
1703	UH-4D02	HVAC Equipment	Unit Heater	Reznor	UDAP60	BLG79Y2N67094X
1713	UH-5K03	HVAC Equipment	Unit Heater	?	?	?
1937	FCU-5K01	HVAC Equipment	Fan Coil Unit	Envirotec	Size 16 HM16W	120831-03
1716	UH-6C05	HVAC Equipment	Unit Heater	Reznor	UDAP45	BLF79Y2N65943X
2614	EF-6C15	HVAC Equipment	Exhaust Fan	Greenheck	SPA-A250-QD	13044999
1720	UH-6D09	HVAC Equipment	Unit Heater	Reznor	UDAP45	BLF79Y2N65933X

1726	UH-6K03	HVAC Equipment	Unit Heater	?	?	?
2617	EF-6K07	HVAC Equipment	Exhaust Fan	Greenheck	BSQ-80-4-X	12994688-1210
1728	UH-7C02	HVAC Equipment	Unit Heater	Reznor	UDAP45	BLF79Y2N64621X
2624	EF-7C07	HVAC Equipment	Exhaust Fan	Greenheck	SP-A250-QD	13044991-1210
1750	UH-7D29	HVAC Equipment	Unit Heater	Reznor	UDAP60	BLF79Y2N65988X
1756	UH-7K02	HVAC Equipment	Unit Heater	?	?	?
2638	EF-7K20	HVAC Equipment	Exhaust Fan	Greenheck	BSQ-80-4-X	12994691-1210
1663	UH-2C10	HVAC Equipment	Unit Heater	Trane	?	L02C35154
1664	UH-2C11	HVAC Equipment	Unit Heater	Trane	?	L02C35152
1665	UH-2C12	HVAC Equipment	Unit Heater	Trane	?	L02C35155
2491	EF-1C02	HVAC Equipment	Exhaust Fan	Greenheck	BSQ-90-3	02B27060
1621	UH-1C01	HVAC Equipment	Unit Heater	Trane	?	L02C35158
1622	UH-1C02	HVAC Equipment	Unit Heater	Trane	?	L02C35156
2684	AHU-1C03	HVAC Equipment	Air Handler Unit	?	?	?
2835	Snow Blower (0429)	Snow Equipment	Snow Blower			
2845	Carpet Scrubber (0183-153)	Cleaning Equipment	Carpet Scrubber			
2952	LC04-2	Snow Equipment	Snow Plow			
2953	LC04-3	Snow Equipment	Snow Wax			
2954	LC04-4	Snow Equipment	Snow Slide			
2975	Snow Equipment	Snow Equipment				
2961	MAU-1C01	HVAC Equipment	Makeup Air Unit	?	?	?
2962	MAU-1G01	HVAC Equipment	Makeup Air Unit	?	?	?
2956	LC04-7	Electrical Equipment	Panel			
2772	RTU-SEWING RM	HVAC Equipment	Roof Top Unit	Trane	TCC036F400BD	2244J581H
2469	FPVAV-8E01-16	HVAC Equipment	Fan Powered VAV	Trane	VPWF1400EBOENONAD 1001L	R02B21518
2472	FPVAV-8E01-19	HVAC Equipment	Fan Powered VAV	Trane	VPWF1400EBOENONAD 1001L	R02B21521
2473	FPVAV-8E01-20	HVAC Equipment	Fan Powered VAV	Trane	VPWF1400EBOENONAD 1001L	R02B21522

2474	FPVAV-8E01-21	HVAC Equipment	Fan Powered VAV	Trane	VPWF1400EBOENONAD1001L	R02B21523
2475	FPVAV-8E01-22	HVAC Equipment	Fan Powered VAV	Trane	VPWF11400EBOENONAD1001L	R02B2
2476	FPVAV-8E01-24	HVAC Equipment	Fan Powered VAV	Trane	VPWF1200BOENONAD1001L	R02B21496
2264	F-4D01	HVAC Equipment	Furnace	Trane	TUD04C93	2391WF01G
1778	IM-4F05	Concession/Kitchen Equipment	Ice Machine	Manitowoc	QY0454A	O20763040
1839	FCU-1.5G21	HVAC Equipment	Fan Coil Unit	Envirotec	FCU150217-03P15 HPP14	6CCM002266
1651	UH-2B07	HVAC Equipment	Unit Heater	?	?	?
1848	FCU-2B02	HVAC Equipment	Fan Coil Unit	Trane	BCHO121DF0A2311B3H	T02C19692
2704	AHU-2B01	HVAC Equipment	Air Handler Unit	?	?	?
1858	FCU-2F02	HVAC Equipment	Fan Coil Unit	Trane	?	?
2858	ACMP-1	HVAC Equipment	Air Compressor	General Air Products	LT1220200B	LT1220-LD85252
1875	FCU-4E04	HVAC Equipment	Fan Coil Unit	?	?	?
1838	FCU-1.5G1B	HVAC Equipment	Fan Coil Unit	Envirotec	FCU150217-02P15 HPP14	6CCM002262
1860	FCU-2H15	HVAC Equipment	Fan Coil Unit	Envirotec	FCU150217-02P15 HPP14	6CCM002262
2092	FCU-LG14	HVAC Equipment	Fan Coil Unit	Envirotec	FCU140416-03P HLE30C	6CBM002471
2470	FPVAV-8E01-17	HVAC Equipment	Fan Powered VAV	Trane	VPWF1400EBOENONAD1001L	R02B21519
2471	FPVAV-8E01-18	HVAC Equipment	Fan Powered VAV	Trane	VPWF1400EBOENONAD1001L	R02B21520
2538	EF-3B08	HVAC Equipment	Exhaust Fan	Greenheck	22-AFSW-21-10-1	13594053
2757	RTU-4C01-B	HVAC Equipment	Roof Top Unit	?	?	?
2847	AC-DE-1H02	HVAC Equipment	Air Conditioner	Desert Aire	IH0300RR4E22798	4402E13019

2850	AC-1H01	HVAC Equipment	Air Conditioner	Trane	TWE018C140BO	2114KQ1V
2946	JACUZZI	Aquatics Equipment	Jacuzzi			
2966	POOLS	Aquatics Equipment	Pool			
2978	SwimEx	Aquatics Equipment	Pool			
2987	Whirlpool-1	Aquatics Equipment	Whirlpool			
2988	Whirlpool-2	Aquatics Equipment	Whirlpool			
3628	Cold Tub	Aquatics Equipment				
1824	IM-Training-1	Concession/Kitchen Equipment	Ice Machine	Hoshizaki	KM-650MWH	S10134A
1825	IM-Training-2	Concession/Kitchen Equipment	Ice Machine	Hoshizaki	KM-650MWH	S10139A
1826	IM-Training-3	Concession/Kitchen Equipment	Ice Machine	Hoshizaki	F-1801MWJ	K10524K
1827	IM-Training-4	Concession/Kitchen Equipment	Ice Machine	Hoshizaki	F-1801MWJ	K10526K
1798	IM-Team Dining 1	Concession/Kitchen Equipment	Ice Machine	Manitowoc	RNS12A-161	1101388003
1799	IM-Team Dining 2	Concession/Kitchen Equipment	Ice Machine	Manitowoc	IYT0750A	1121090593
2111	CUH-1L03	HVAC Equipment	Cabinet Unit Heater	Envirotech	HLE 25 C	FCU130718-08
2970	SCR-1L01	HVAC Equipment	Scrubber	Greenheck	36-BISH-41-6-10-11	13373159 1308
2109	CUH-1L01	HVAC Equipment	Cabinet Unit Heater	Envirotech	HLP 25 C	FCU130718-08
1800	IM-Weight Room 1	Concession/Kitchen Equipment	Ice Machine	Manitowoc	VRF0140A-161B	310576230
1801	IM-Weight Room 2	Concession/Kitchen Equipment	Ice Machine	Manitowoc	QY021SW	31220609
2691	AHU-1H01	HVAC Equipment	Air Handler Unit	Trane	MCCA25	K01M70718C
1865	FCU-2N08	HVAC Equipment	Fan Coil Unit	Envirotec	HPE 12	FCU130718-08A
2681	AHU-1B01	HVAC Equipment	Air Handler Unit	Trane	MCCA17	K09L67673C

2848	AC-1B01	HVAC Equipment	Air Conditioner	Liebert (water cooled)	VH11RAUAAE1	530720-001
3506	AC-PBX-2	HVAC Equipment	Air Conditioner	Liebert	DA085PD1AD543A	C16ECE0007
2685	AHU-1G01	HVAC Equipment	Air Handler Unit	?	?	?
1874	FCU-4E03	HVAC Equipment	Fan Coil Unit	Trane	BCHB0121DF0A13	T02D29919
1855	FCU-2E04	HVAC Equipment	Fan Coil Unit	Trane	BCVB0361DFOA1311B3G	?
2817	SF-2E01	HVAC Equipment	Supply Fan	Greenheck	FQ-70-DGEX-GD	2621466
2488	EF-1919	HVAC Equipment	Exhaust Fan	Greenheck	GB-141-3	03F08745
2105	CUH-1J01	HVAC Equipment	Cabinet Unit Heater	Trane	FFCB0901BADFOAOOBG2MOOOOD	T12A03989
2106	CUH-1J02	HVAC Equipment	Cabinet Unit Heater	Trane	FFCB0901BADFOAOOBG2MOOOOD	T12A03991
2107	CUH-1J03	HVAC Equipment	Cabinet Unit Heater	Trane	FFCB0901BADFOAOOBG2MOOOOD	T12A03990
2108	CUH-1J04	HVAC Equipment	Cabinet Unit Heater	?	F1000-02	1383804
2496	EF-1K02	HVAC Equipment	Exhaust Fan	Greenheck	GB-220-7-X	12994705-1210
2963	MAU-1K01	HVAC Equipment	Makeup Air Unit	Thermotek	T2-D-500-G-15	1540105
2340	DSS-4A01	HVAC Equipment	Ductless Split System	Mitsubishi	VH075AHAAEI	518985-001
1696	UH-3C01	HVAC Equipment	Unit Heater	Reznor	UDAP45	BLF79Y2N65934X
3455	RTU-303	HVAC Equipment	Roof Top Unit	?	?	?
1877	FCU-4E05	HVAC Equipment	Fan Coil Unit	Trane	?	T02F44840
2339	DSS-3E01	HVAC Equipment	Ductless Split System	Mitsubishi	PKA-A36KA4	PKA-A36KA4.TH
1905	FCU-5B26	HVAC Equipment	Fan Coil Unit	Trane	BCHB0361DF0A2311	T02G49900
2341	DSS-4B01	HVAC Equipment	Ductless Split System	Mitsubishi	PKA-A36KA4	?
1779	IM-4G02	Concession/Kitchen Equipment	Ice Machine	Manitowoc	IY0504A-161D	112006063

1780	IM-4th Fl Kitchen	Concession/Kitchen Equipment	Ice Machine	Manitowoc	SD1802A	110924387
1936	FCU-5H01	HVAC Equipment	Fan Coil Unit	Trane	BCHD054A1J0A1M04	T17A02657
2732	AHU-6H02	HVAC Equipment	Air Handler Unit	?	?	?
2888	DW-4H01	Concession/Kitchen Equipment	Dish Washer			
1879	FCU-4K01	HVAC Equipment	Fan Coil Unit	Envirotec	SIZE 16 HM16W	?
1710	UH-5C01	HVAC Equipment	Unit Heater	Reznor	UDAP30	BLG79Y2N67842X
2008	FCU-6K01	HVAC Equipment	Fan Coil Unit	Envirotec	Size 16 HM-16	120831-3
2085	FCU-8G01	HVAC Equipment	Fan Coil Unit	?	?	?
2086	FCU-8H01	HVAC Equipment	Fan Coil Unit	Trane	LPCAA10F1C0LR04FAHA	T02B10568
1788	IM-Champ	Concession/Kitchen Equipment	Ice Machine	Manitowoc	IY1204A3-263	1101215983
2304	B-E1	HVAC Equipment	Boiler	Fulton	VTG-4000	13-130
2305	B-E2	HVAC Equipment	Boiler	Fulton	VTG-4000	13-130
2306	B-E3	HVAC Equipment	Boiler	Fulton	VTG-4000	?
2307	B-E4	HVAC Equipment	Boiler	Fulton	VTG-4000	13-130
2931	HWP-E	HVAC Equipment	Hot Water Pump	?	?	?
1630	UH-1L03	HVAC Equipment	Unit Heater	?	?	?
2868	CH-1	HVAC Equipment	Chiller	Daikin	WSC126-CAABR	?
2869	CH-2	HVAC Equipment	Chiller	Daikin	WSC126-CAABR	?
2870	CH-3	HVAC Equipment	Chiller	Daikin	WSC126-CAABR	STNU130700185
2871	CHILLER PLANT PUMPS	HVAC Equipment	Chiller Pump	?	?	?
3036	CH-4	HVAC Equipment	Chiller	?	?	?
2536	EF-3B02	HVAC Equipment	Exhaust Fan	Greenheck	BG-161-7	02E13593
2547	EF-3C08	HVAC Equipment	Exhaust Fan	?	?	?
2549	EF-3C09	HVAC Equipment	Exhaust Fan	Greenheck	GB-180-15	2622982
2550	EF-3D01	HVAC Equipment	Exhaust Fan	Greenheck	GB-161-7	2622955
2551	EF-3D02	HVAC Equipment	Exhaust Fan	Greenheck	GB-200-20	2622993
2552	EF-3D03	HVAC Equipment	Exhaust Fan	Greenheck	GB-161-7	02E13595

2553	EF-3D04	HVAC Equipment	Exhaust Fan	Greenheck	GB-200-20	02E13604
2554	EF-3D06	HVAC Equipment	Exhaust Fan	Greenheck	GB-260-20	2622804
2555	EF-3E01	HVAC Equipment	Exhaust Fan	Greenheck	SFB-18-10-CW-TH	02E09466
2748	RTU-2E01	HVAC Equipment	Roof Top Unit	?	?	?
2750	RTU-3C01	HVAC Equipment	Roof Top Unit	Trane	TSCA014MAD0A0AA	K02G03407A
2751	RTU-3C02	HVAC Equipment	Roof Top Unit	?	?	?
1661	UH-2C08	HVAC Equipment	Unit Heater	?	?	?
3136	Field Heat System	HVAC Equipment	Field Heat	?	?	?
2543	EF-3C01	HVAC Equipment	Exhaust Fan	Greenheck	?	02E13601
2752	RTU-3C1	HVAC Equipment	Roof Top Unit	Carrier	48TCED08B2A6A2F3CO	2213G50206
2753	RTU-3C2	HVAC Equipment	Roof Top Unit	Carrier	48TCFD16BCA6A2AOCO	2213P01574
2948	KEF-3C01	HVAC Equipment	Kitchen Exhaust Fan	Greenheck	CUBE-220HP-30-G	13278088 1305
2949	KEF-3C02	HVAC Equipment	Kitchen Exhaust Fan	Greenheck	CUBE-905-VG06-X	13278089 1305
2950	KEF-3C03	HVAC Equipment	Kitchen Exhaust Fan	?	?	?
2951	KEF-3C04	HVAC Equipment	Kitchen Exhaust Fan	?	?	?
2964	MAU-3C01	HVAC Equipment	Makeup Air Unit	Greenheck	DGX-120-H32-D13	13278404
2973	SCR-3C01	HVAC Equipment	Scrubber	Air Scrubbers In	PBRC-10-30-SW	425922
2927	GWH-7E01	Plumbing Equipment	Gas Water Heater	PVI	750P600A-TP	202106411
2005	FCU-6H01	HVAC Equipment	Fan Coil Unit	Trane	BCHC036A1A0A	T02L85166
2926	GWH-6H01	Plumbing Equipment	Gas Water Heater	PVI	500P-400A-TP	202106410
2356	DSS-LC07	HVAC Equipment	Ductless Split System	Mitsubishi	BK061G-CSM	367850-001
1797	IM-LG35	Concession/Kitchen Equipment	Ice Machine	Follet	MCD400A	3A91

2689	AHU-1G07	HVAC Equipment	Air Handler Unit	Mcquay	CAH027GDGM	FBOU140101495
2690	AHU-1G08	HVAC Equipment	Air Handler Unit	Mcquay	CAH033GDGM	FBOU140101482
2208	CUH-LH12	HVAC Equipment	Cabinet Unit Heater	Envirotec	FCU140203-03 HLP 25C	6CBM002475
2887	DSS-1L01	HVAC Equipment	Cabinet Unit Heater	Mitsubishi	PKA-A24KA4	27M02236
1789	IM-Com North	Concession/Kitchen Equipment	Ice Machine	Manitowoc	ID2176C-161	1101245628
1790	IM-Com South	Concession/Kitchen Equipment	Ice Machine	Manitowoc	ID2176C-161	1101245624
2683	AHU-1C02	HVAC Equipment	Air Handler Unit	?	?	?
1792	IM-Ice Bagger	Concession/Kitchen Equipment	Ice Machine			
2640	EF-8A02	HVAC Equipment	Exhaust Fan	Greenheck	6B-080-4	02C23612
2641	EF-8A03	HVAC Equipment	Exhaust Fan	?	GB-121-4	3608446
2642	EF-8A05	HVAC Equipment	Exhaust Fan	Greenheck	GB-121-4	03B14228
2643	EF-8A06	HVAC Equipment	Exhaust Fan	Greenheck	GB-080-4	03B14-049
2644	EF-8A07	HVAC Equipment	Exhaust Fan	Greenheck	?	03B14050
2799	SEF-8A01	HVAC Equipment	Smoke Exhaust Fan	Greenheck	CUBE-400-30	02C23610
2959	Lombardi Clock	Electrical Equipment				
1849	FCU-2B04	HVAC Equipment	Fan Coil Unit	Trane	BCHB0361DFOA2300B2F	?
2846	1B27D	Electrical Equipment	Panel			
1714	UH-6C01	HVAC Equipment	Unit Heater	Reznor	UDAP45	BLF79Y2N65942X
1727	UH-7C01	HVAC Equipment	Unit Heater	Reznor	UDAP45	BLF79Y2N65984X
1762	UH-8K01	HVAC Equipment	Unit Heater	Reznor	UDAP45	BLF79Y2N65934X
1629	UH-1L02	HVAC Equipment	Unit Heater	?	?	?
1755	UH-7H01	HVAC Equipment	Unit Heater	?	?	?
2632	EF-7H01	HVAC Equipment	Exhaust Fan	Greenheck	CUBE-141-10-6	?
2633	EF-7H02	HVAC Equipment	Exhaust Fan	Greenheck	6B-161-7	02C23373
2634	EF-7H03	HVAC Equipment	Exhaust Fan	Greenheck	18-BISW-41-10-1	13373535 1308

2635	EF-7H04	HVAC Equipment	Exhaust Fan	?	?	?
2675	EF-HOF Bath	HVAC Equipment	Exhaust Fan	?	?	?
2735	AHU-7H01	HVAC Equipment	Air Handler Unit	Trane	MCCA080GAZ0ABA	K01M70071C
2736	AHU-7H02	HVAC Equipment	Air Handler Unit	Trane	MCCA066UBOB	K01M69406C
2920	GEF-7H03	HVAC Equipment	Grease Exhaust Fan	Greenheck	CUBE-200HP-30-6	02C23550
2921	GEF-7H06	HVAC Equipment	Grease Exhaust Fan	Greenheck	SWB-233-100-CW-VB-6	02D10836
1619	UH-10K01	HVAC Equipment	Unit Heater	?	?	?
1624	UH-1C03	HVAC Equipment	Unit Heater	Trane	?	L02C35157
1626	UH-1C04	HVAC Equipment	Unit Heater	Trane	?	L02C35159
1662	UH-2C09	HVAC Equipment	Unit Heater	Trane	?	L02C35154
2490	EF-1C01	HVAC Equipment	Exhaust Fan	Greenheck	BSQ-420-75	02B26372
2682	AHU-1C01	HVAC Equipment	Air Handler Unit	Trane	MCCA21	K01L67808C
2923	GEN-South	Electrical Equipment	Generator	Caterpillar		
1763	UH-9K01	HVAC Equipment	Unit Heater	?	?	?
1840	FCU-1G19	HVAC Equipment	Fan Coil Unit	Envirotec	FCU150217-03P15 HPP10	6CCM002264
1859	FCU-2F03	HVAC Equipment	Fan Coil Unit	Trane	?	?
2521	EF-2F19	HVAC Equipment	Exhaust Fan	?	?	?
3621	RTU-2F02	HVAC Equipment	Roof Top Unit	?	?	?
1857	FCU-2F01	HVAC Equipment	Fan Coil Unit	Trane	BCHC090G1A0A2BGE	?
1919	FCU-5E14	HVAC Equipment	Fan Coil Unit	Trane	BCVB0721DFOA2311B4 E	?
1987	FCU-6E14	HVAC Equipment	Fan Coil Unit	Trane	BCVBO721DF0A231	T02B10752
2113	CUH-2B01	HVAC Equipment	Cabinet Unit Heater	?	?	?
2114	CUH-2B02	HVAC Equipment	Cabinet Unit Heater	?	?	?
2115	CUH-2B03	HVAC Equipment	Cabinet Unit Heater	?	?	?

2116	CUH-2B04	HVAC Equipment	Cabinet Unit Heater	?	?	T02F44839
2117	CUH-2B05	HVAC Equipment	Cabinet Unit Heater	?	?	?
2118	CUH-2B06	HVAC Equipment	Cabinet Unit Heater	?	?	?
2120	CUH-2B08	HVAC Equipment	Cabinet Unit Heater	Trane	FFDB1001APODOF2OA H2M	T02D30078
2133	CUH-2B21	HVAC Equipment	Cabinet Unit Heater	Trane	FFDB1001APODOF2OA H2M	T02D30080
2121	CUH-2B09	HVAC Equipment	Cabinet Unit Heater	Trane	FFDB1001APODOF2OA H2M	T02D30079
2132	CUH-2B20	HVAC Equipment	Cabinet Unit Heater	Trane	FFBB1001A	T02D30219
2149	CUH-2F01	HVAC Equipment	Cabinet Unit Heater	Trane	FFEB1001APODOF20A	T03B07630
2150	CUH-2F02	HVAC Equipment	Cabinet Unit Heater	Trane	FFEB1001AU0D0F	T6E683AC
2110	CUH-1L02	HVAC Equipment	Cabinet Unit Heater	Envirotech	HLP 25 C	FCU130718-08
2112	CUH-1L04	HVAC Equipment	Cabinet Unit Heater	Envirotech	HLP 25 C	FCU130718-08
2134	CUH-2B23	HVAC Equipment	Cabinet Unit Heater	Trane	FFEB0401AUODF20AH2 M	T03B07620
2145	CUH-2B31	HVAC Equipment	Cabinet Unit Heater	?	?	?
2506	EF-2B05	HVAC Equipment	Exhaust Fan	?	?	?
2507	EF-2B05 (Residential)	HVAC Equipment	Exhaust Fan	?	?	?
2540	EF-3B10	HVAC Equipment	Exhaust Fan	Greenheck	CUBE-141-6-X	13593528-1402
1766	IM-117-O	Concession/Kitchen Equipment	Ice Machine	Manitowoc	QY0454A	O30664558

2136	CUH-2B24	HVAC Equipment	Cabinet Unit Heater	Trane	FFEB0301AU0D0F20AH 2M	T03B07623
2137	CUH-2B25	HVAC Equipment	Cabinet Unit Heater	Trane	FFEB0301AU0D0F20AH 2M	T03B07624
2140	CUH-2B28	HVAC Equipment	Cabinet Unit Heater	Trane	FFEB0301AUODOF20AH 2M	TO3B07627
2143	CUH-2B30	HVAC Equipment	Cabinet Unit Heater	?	?	?
2539	EF-3B09	HVAC Equipment	Exhaust Fan	Greenheck	CUBE-141-5-X	13593527-1402
2168	CUH-4H01	HVAC Equipment	Cabinet Unit Heater	Marley	FRA4827B	210
2170	CUH-4H02	HVAC Equipment	Cabinet Unit Heater	?	?	?
2599	EF-4H50	HVAC Equipment	Exhaust Fan	Carnes	VIBK06L1A1NL205G1	486841.001
2178	CUH-7A04	HVAC Equipment	Cabinet Unit Heater	Trane	FFFB0301AADC0C30AG 2	T12A03992
1785	IM-7A03	Concession/Kitchen Equipment	Ice Machine	Hoshizaki	KML-631MAH	A13034L
2180	CUH-7A05	HVAC Equipment	Cabinet Unit Heater	Trane	FFFB0301BADC0C30AG 2	T12A03993
2192	CUH-7A13	HVAC Equipment	Cabinet Unit Heater	Trane	FFEB0301AAED0420AH 2	T12E27325
2193	CUH-7A14	HVAC Equipment	Cabinet Unit Heater	Trane	FFEB0301AAED0F30AH 2	T12E27324
2182	CUH-7A06	HVAC Equipment	Cabinet Unit Heater	Trane	FFFB0301BADC0C30AG 2	T12A03994
2188	CUH-7A11	HVAC Equipment	Cabinet Unit Heater	Trane	FFFB1001AADCOC30AG 2	T12A04000
2190	CUH-7A12	HVAC Equipment	Cabinet Unit Heater	Trane	FFFB0301AADC0C30AG 2	T12A03997
2197	CUH-LG05	HVAC Equipment	Cabinet Unit Heater	Envirotec	?	892231

2199	CUH-LG06	HVAC Equipment	Cabinet Unit Heater	Envirotec	?	892236
2201	CUH-LG07	HVAC Equipment	Cabinet Unit Heater	Envirotec	?	892237
2202	CUH-LG08	HVAC Equipment	Cabinet Unit Heater	Envirotec	FCU140203-03 HLP 25C	6CBM002479
2204	CUH-LG09	HVAC Equipment	Cabinet Unit Heater	Envirotec	FCU140203-03 HLP 25C	6CBM002480
2205	CUH-LG10	HVAC Equipment	Cabinet Unit Heater	Envirotec	FCU140203-03 HLP 25C	6CBM002474
2207	CUH-LG11	HVAC Equipment	Cabinet Unit Heater	Envirotec	FCU140203-03 HLP 25C	6CBM002481
2214	F-2B01	HVAC Equipment	Furnace	Trane	TUC1B060A9361AE	143030N2G
2216	F-2B02	HVAC Equipment	Furnace	Trane	TUX060C926	Z4914YW7G
2224	F-2C05	HVAC Equipment	Furnace	Trane	TUC1B040A9241AE	14083PCL2G
2229	F-2D04	HVAC Equipment	Furnace	?	?	?
2231	F-2E02	HVAC Equipment	Furnace	Trane	TUX060	?
2239	F-2F02	HVAC Equipment	Furnace	Trane	?	?
2519	EF-2F15	HVAC Equipment	Exhaust Fan	?	?	?
3523	RTU-4A01	HVAC Equipment	Roof Top Unit	AAON	RN-011-C-0-3-00000-DB3L0	?
3522	RTU-4A02	HVAC Equipment	Roof Top Unit	AAON	RN-011-C-0-3-00000-DB3L0	?
3521	RTU-4A03	HVAC Equipment	Roof Top Unit	AAON	RN-011-C-0-3-00000-36B	?
3520	RTU-4B02	HVAC Equipment	Roof Top Unit	AAON	RNA-011-C-0-3-00000-DBCL0	?
3519	RTU-4C01	HVAC Equipment	Roof Top Unit	AAON	RNA-011-C-0-3-00000-DBCL0	?
3518	RTU-4E02	HVAC Equipment	Roof Top Unit	AAON	RNA-011-C-0-3-00000-DB3L0	?

3509	RTU-4E01	HVAC Equipment	Roof Top Unit	AAON	RNA-011-C-0-3-00000-DB3L0	?
3516	RTU-4F01	HVAC Equipment	Roof Top Unit	AAON	RNA-011-C-0-3-00000-DB380	?
3514	RTU-4F02	HVAC Equipment	Roof Top Unit	AAON	RNA-011-C-0-3-00000-DB380	?
1809	IM-635s	Concession/Kitchen Equipment	Ice Machine	Manitowoc	IY1204A-261	110117608
2294	F-6CSEZ04	HVAC Equipment	Furnace	Trane	TUD1B100A9361AB	12093M8B1G
2337	DSS-1MK2	HVAC Equipment	Ductless Split System	Mitsubishi	MUZ-FE-09NA-1, MSZ-FE09NA-8	2000899, 2002935
2336	DSS-1MK1	HVAC Equipment	Ductless Split System	?	?	?
2363	FPVAV-3C01-04	HVAC Equipment	Fan Powered VAV	Trane	VPWF1200CC0EN0NAD1001L	R02G01003A
2366	FPVAV-3C01-06	HVAC Equipment	Fan Powered VAV	Trane	VPWF1400EC0EN0NAD100AL	R02G01004A
2386	FPVAV-6A02-03	HVAC Equipment	Fan Powered VAV	Trane	VPWF1400ED0ENONAD1001L	R02L65079A
2402	FPVAV-6A04-01	HVAC Equipment	Fan Powered VAV	Trane	VPWF1400ED0EN0NAD1001L	R02L65089A
2403	FPVAV-6A04-02	HVAC Equipment	Fan Powered VAV	Trane	VPWF1200CD0EN0NAD1001L	R02L65094A
2413	FPVAV-6F01-01	HVAC Equipment	Fan Powered VAV	Trane	VPWF1400EE0EN0NAD1001L	R02M76281A
2414	FPVAV-6F01-02	HVAC Equipment	Fan Powered VAV	Trane	VPWF1400EE0EN0NAD1001L	R02M76295A
2415	FPVAV-6F01-03	HVAC Equipment	Fan Powered VAV	Trane	?	?
2416	FPVAV-6F01-04	HVAC Equipment	Fan Powered VAV	Trane	VPWF1400EE0ENONONAD1001L	R02M76093A
2427	FPVAV-6F02-04	HVAC Equipment	Fan Powered VAV	Trane	VPWF1400EEN0NAD1001L	R02M76289A

2433	FPVAV-6F03-01	HVAC Equipment	Fan Powered VAV	Trane	VPWF1200CE0EN0NAD 1001L	R02M76278A
2435	FPVAV-6F03-03	HVAC Equipment	Fan Powered VAV	Trane	VPWF1200CE0EN0NAD 1001L	R02M76277A
2436	FPVAV-6F03-04	HVAC Equipment	Fan Powered VAV	Trane	VPWF1200CD03N0NAD 1001L	R02L65062A
2437	FPVAV-6F03-05	HVAC Equipment	Fan Powered VAV	Trane	VPWF1200CD0EN0NAD 1001L	R02L65064A
2438	FPVAV-6F03-06	HVAC Equipment	Fan Powered VAV	Trane	VPWF1200CD0EN0NAD 1001L	R02L65063A
2368	FPVAV-4G01-02	HVAC Equipment	Fan Powered VAV	Trane	VPWF1000CB0EN	R02B21491
2494	EF-1H18	HVAC Equipment	Exhaust Fan	Greenheck	QEID-12-60-M30	14059125 15C
2527	EF-2P05	HVAC Equipment	Exhaust Fan	?	?	?
2528	EF-2P06	HVAC Equipment	Exhaust Fan	?	?	?
2818	SF-2P04	HVAC Equipment	Supply Fan	Greenheck	K-3022	41293480 0830365
2886	Dry Coolers	HVAC Equipment	Dry Coolers	?	?	?
2628	EF-7G01	HVAC Equipment	Exhaust Fan	Greenheck	6B-180-LMDX-QD	02F12030
2629	EF-7G02	HVAC Equipment	Exhaust Fan	Greenheck	6B-161-7	?
2630	EF-7G16	HVAC Equipment	Exhaust Fan	Greenheck	USF-312-10-B1-7-X	14101374 15D
2631	EF-7G17	HVAC Equipment	Exhaust Fan	Greenheck	USF-313-10-B1-15-X	14101375 15D
2820	SF-7G01	HVAC Equipment	Supply Fan	Greenheck	RBS-2L24-10	02D25242
2645	EF-8B01	HVAC Equipment	Exhaust Fan	Greenheck	GB-090-4	02C23642
2659	EF-8H01	HVAC Equipment	Exhaust Fan	?	?	?
2654	EF-8F02	HVAC Equipment	Exhaust Fan	?	6B-080-7	03B14051
2655	EF-8F03	HVAC Equipment	Exhaust Fan	Greenheck	GB-080-4	03B14052
2656	EF-8F07	HVAC Equipment	Exhaust Fan	?	6B-080-4	?
2657	EF-8F08	HVAC Equipment	Exhaust Fan	Greenheck	6B-080-4	02D29018
2658	EF-8F09	HVAC Equipment	Exhaust Fan	Greenheck	GB-101-4	03E23302
2803	SEF-8F01	HVAC Equipment	Smoke Exhaust Fan	Greenheck	CUBE-480-30	03B11827
2804	SEF-8F02	HVAC Equipment	Smoke Exhaust Fan	Greenheck	CUBE-480-30	03B11828

2805	SEF-8F03	HVAC Equipment	Smoke Exhaust Fan	Greenheck	CUBE-480-30	03B11829
2806	SEF-8F04	HVAC Equipment	Smoke Exhaust Fan	Greenheck	CUBE-480-30	02B21549
3021	EF-8F01	HVAC Equipment	Exhaust Fan	?	?	?
2662	EF-9E01	HVAC Equipment	Exhaust Fan	Greenheck	?	6B-141-5
2663	EF-9E02	HVAC Equipment	Exhaust Fan	Greenheck	6B-080-4	02C23566
2664	EF-9E03	HVAC Equipment	Exhaust Fan	Greenheck	6B-141-7	02C23791
2665	EF-9E04	HVAC Equipment	Exhaust Fan	?	?	6B-141-7
2666	EF-9E05	HVAC Equipment	Exhaust Fan	Greenheck	6B-141HP-5	02C23770
2922	GEF-9E01	HVAC Equipment	Grease Exhaust Fan	Greenheck	CUBE-220HP-30-6	02C23554
3503	RTU-8E02	HVAC Equipment	Roof Top Unit	Aaon	RN-016-3-0-HB09-34B	202304-BNGM106681
3504	RTU-8E01	HVAC Equipment	Roof Top Unit	Aaon	RN-016-3-0-HB09-34B	202304-BNGM106680
2667	EF-9K01	HVAC Equipment	Exhaust Fan	Greenheck	GB-101-4-V	12994723-12T
2668	EF-9K02	HVAC Equipment	Exhaust Fan	Greenheck	G-090-VG-6-X	13147340-1302
2671	EF-9K06	HVAC Equipment	Exhaust Fan	Greenheck	SPA-190	13038147
2672	EF-9K07	HVAC Equipment	Exhaust Fan	?	?	?
2679	EF-SSCOREBOARD	HVAC Equipment	Exhaust Fan	?	?	?
2676	EF-NSCOREBOARD	HVAC Equipment	Exhaust Fan	?	?	?
2591	EF-4E05 (Residential)	HVAC Equipment	Exhaust Fan	?	?	?
2646	EF-8B02	HVAC Equipment	Exhaust Fan	Greenheck	?	?
2648	EF-8B03	HVAC Equipment	Exhaust Fan	Greenheck	6B-080-4	02C23611
2800	SEF-8A02	HVAC Equipment	Smoke Exhaust Fan	Greenheck	CUBE-480-30	03B10379
2801	SEF-8A03	HVAC Equipment	Smoke Exhaust Fan	Greenheck	CUBE-480-30	03B11825
2802	SEF-8A04	HVAC Equipment	Smoke Exhaust Fan	Greenheck	CUBE-480-30	03B11826

2822	SF-8B01	HVAC Equipment	Supply Fan	?	?	?
2687	AHU-1G05	HVAC Equipment	Air Handler Unit	Mcquay	CAH019GDGM	FBOU140101496
2688	AHU-1G06	HVAC Equipment	Air Handler Unit	Mcquay	CAH029GDGM	FBOU140101549
2755	RTU-3D02	HVAC Equipment	Roof Top Unit	Daikin	OAH021GDDC	FBOU161200866
2745	RTU-2C01	HVAC Equipment	Roof Top Unit	Trane	TXC036E3REA1EH0A	132013448L
2917	GEF-2C01	HVAC Equipment	Grease Exhaust Fan	?	?	?
2971	SCR-1MG01	HVAC Equipment	Scrubber	Greenheck	27-CSH-B1-41-10-11-150-G	14048751 15 C
2885	Drains	Plumbing Equipment				
2914	Fire Sprinkler System	Fire Equipment	Fire Sprinklers			
2945	IH-2C02	HVAC Equipment	Intake Hood	?	?	?
2955	LC04-6	HVAC Equipment	Sideline Heater	?	?	?
2960	Mitsubishi Units	HVAC Equipment		?	?	?
2974	SCR-8K01	HVAC Equipment	Scrubber	?	?	?
2976	Snow Melt Actuators	HVAC Equipment		?	?	?
2989	WTR SFTNR AIR COMP	Plumbing Equipment	Air Compressor			
3041	Fire Extinguishers	Fire Equipment				
3489	AHU-1L03	HVAC Equipment	Air Handler Unit	?	?	?
3490	FCU-1L01	HVAC Equipment	Fan Coil Unit	?	?	?
3582	FCU-1M01	HVAC Equipment	Fan Coil Unit	?	?	?
3576	FCU-1M02	HVAC Equipment	Fan Coil Unit	?	?	?
3587	FCU-1N03	HVAC Equipment	Fan Coil Unit	?	?	?
3579	FCU-1N02	HVAC Equipment	Fan Coil Unit	?	?	?
3574	FCU-1L03	HVAC Equipment	Fan Coil Unit	?	?	?
3572	FPB-1L01	HVAC Equipment	Fan Powered Blower	?	?	?
3573	FPB-1L02	HVAC Equipment	Fan Powered Blower	?	?	?

3578	FCU-LM01	HVAC Equipment	Fan Coil Unit	?	?	?
3577	FCU-LM02	HVAC Equipment	Fan Coil Unit	?	?	?
3588	FCU-LM03	HVAC Equipment	Fan Coil Unit	?	?	?
3590	FCU-LN02	HVAC Equipment	Fan Coil Unit	?	?	?
3589	FCU-LN01	HVAC Equipment	Fan Coil Unit	?	?	?
3591	FCU-LN03	HVAC Equipment	Fan Coil Unit	?	?	?
3580	FCU-0N01	HVAC Equipment	Fan Coil Unit	?	?	?
3593	FCU-1N01	HVAC Equipment	Fan Coil Unit	?	?	?
3575	FCU-1L02	HVAC Equipment	Fan Coil Unit	?	?	?
3583	FCU-0L01	HVAC Equipment	Fan Coil Unit	?	?	?
3492	AHU-2L04	HVAC Equipment	Air Handler Unit	?	?	?
3493	AHU-2L02	HVAC Equipment	Air Handle Unit	?	?	?
3494	AHU-2L01	HVAC Equipment	Air Handle Unit	?	?	?
3592	FCU-2L01	HVAC Equipment	Fan Coil Unit	?	?	?
3586	FCU-0L03	HVAC Equipment	Fan Coil Unit	?	?	?
3501	MAU-2L02	HVAC Equipment	Makeup Air Unit	Greenheck	TSU-230-H50	2071723
3502	MAU-2L01	HVAC Equipment	Makeup Air Unit	Greenheck	DGX-P127-H32-HF	20271777
3596	EF-2M01	HVAC Equipment	Exhaust Fan	?	?	?
3597	EF-2M02	HVAC Equipment	Exhaust Fan	?	?	?
3598	EF-2N04-B	HVAC Equipment	Exhaust Fan	?	?	?
3599	EF-2N02	HVAC Equipment	Exhaust Fan	?	?	?
3600	EF-2N01	HVAC Equipment	Exhaust Fan	?	?	?
3601	EF-2N03	HVAC Equipment	Exhaust Fan	?	?	?
3602	EF-2L01-B	HVAC Equipment	Exhaust Fan	?	?	?
3508	B-Hinkle Field (6)	HVAC Equipment	Boiler	?	?	?
3511	RTU-4F03	HVAC Equipment	Roof Top Unit	AAON	RN-011-3-0-0000-36B	?
3538	RTU-1-SEC	HVAC Equipment	Roof Top Unit	AAON	RN-015-3-0-EB09-3FB	201906-ANGL78237
3539	DSS-1-SEC	HVAC Equipment	Ductless Split System	Mitsubishi	PVY-A1ZNKA7	PVY-A1ZNKA7
3540	PRV-1-SEC	HVAC Equipment	Exhaust Fan	Greenheck	G-095-D-X	15832753 19D
3541	PRV-2-SEC	HVAC Equipment	Exhaust Fan	Greenheck	G-080-D-X	15832760 19D
3542	FCU-2-JTV	HVAC Equipment	Fan Coil Unit	Trane	?	?

3543	FCU-3-JTV	HVAC Equipment	Fan Coil Unit	Trane	?	?
3544	FCU-4-JTV	HVAC Equipment	Fan Coil Unit	Trane	?	?
3545	FCU-5-JTV	HVAC Equipment	Fan Coil Unit	Trane	?	?
3546	FCU-1-JTV	HVAC Equipment	Fan Coil Unit	Trane	?	?
3551	EF-1-JTV	HVAC Equipment	Exhaust Fan	Greenheck	Cue-101-A-X	14939051 17C
3552	EF-2-JTV	HVAC Equipment	Exhaust Fan	Greenheck	Cue-121-A-X	14939052 17C
3553	EF-3-JTV	HVAC Equipment	Exhaust Fan	Greenheck	Cue-095-D-X	14939053 17C
3554	EF-4-JTV	HVAC Equipment	Exhaust Fan	Greenheck	20-CSW-G-1O-CW-BAU-I-A50	14948524 17C
3555	EF-5-JTV	HVAC Equipment	Exhaust Fan	Greenheck	CUBE-180-15-X	14939054 17C
3559	ACCU-1-JTV	HVAC Equipment	AC Condensing Unit	Daikin	RCS120DYYYY	FBOU170401260
3560	ACCU-2-JTV	HVAC Equipment	AC Condensing Unit	Daikin	RCS120DYYYY	FBOU170401261
3561	ACCU-3-JTV	HVAC Equipment	AC Condensing Unit	AAON	DFA-040-D-A-3-GC00L	201704-CNCV02685
3547	B-1-JTV	HVAC Equipment	Boiler	Fulton	VTG-3000	9622
3548	B-2-JTV	HVAC Equipment	Boiler	Fulton	VTG-3000	9631
3549	DWH-1-A-JTV	HVAC Equipment	Water Heater	Conquest	50L130A-GCML	F001909
3550	DWH-2-A-JTV	HVAC Equipment	Water Heater	Conquest	50L130A-GCML	F001841
3556	AHU-1A-JTV	HVAC Equipment	Air Handler Unit	Daikin	CAH049GDGM	FB0U170201679
3557	AHU-1B-JTV	HVAC Equipment	Air Handler Unit	Daikin	CAH049GDGM	FB0U170201695
3558	AHU-2-JTV	HVAC Equipment	Air Handler Unit	Daikin	CAH018GDGH	FB0U170201680
1795	IM-JTV-Kitchen 1	Concession/Kitchen Equipment	Ice Machine	Manitowoc	IY1196N-261	1120266396
1796	IM-JTV-Kitchen 2	Concession/Kitchen Equipment	Ice Machine	Manitowoc	IY1196N-261	1120266387
3563	MAU-G1	HVAC Equipment	Makeup Air Unit	Greenheck	1GX-112-H22-J	15832782
3564	GUH-G1	HVAC Equipment	Unit Heater	Reznor	VDAS-225	BSC3062020821
3565	GUH-G2	HVAC Equipment	Unit Heater	Reznor	VDAS-225	BSC3062022999
3566	PRV-1	HVAC Equipment	Exhaust Fan	?	?	?
3567	PRV-2	HVAC Equipment	Exhaust Fan	?	?	?

3581	FCU-0N02	HVAC Equipment	Fan Coil Unit	?	?	?
3584	FCU-0L04	HVAC Equipment	Fan Coil Unit	?	?	?
3585	FCU-0L02	HVAC Equipment	Fan Coil Unit	?	?	?
3594	EF-LP01	HVAC Equipment	Exhaust Fan	?	USF-24-5-A1-00-01-01	20813476
3595	EF-LP02	HVAC Equipment	Exhaust Fan	?	HCD-330	8791165-20726428

Appendix F

Example Maintenance Records Forms

Work History Screen Shots

The following screen shots show the work history on 18 pieces of equipment out of our new CMMS (Limble). We did not carry over any data from the old CMMS so there is limited history to share. Each screen shot is for a specific piece of equipment and is divided into three sections:

- PM Schedule & Frequency
- Open PM's (work that is due but not yet completed)
- Completed PM's

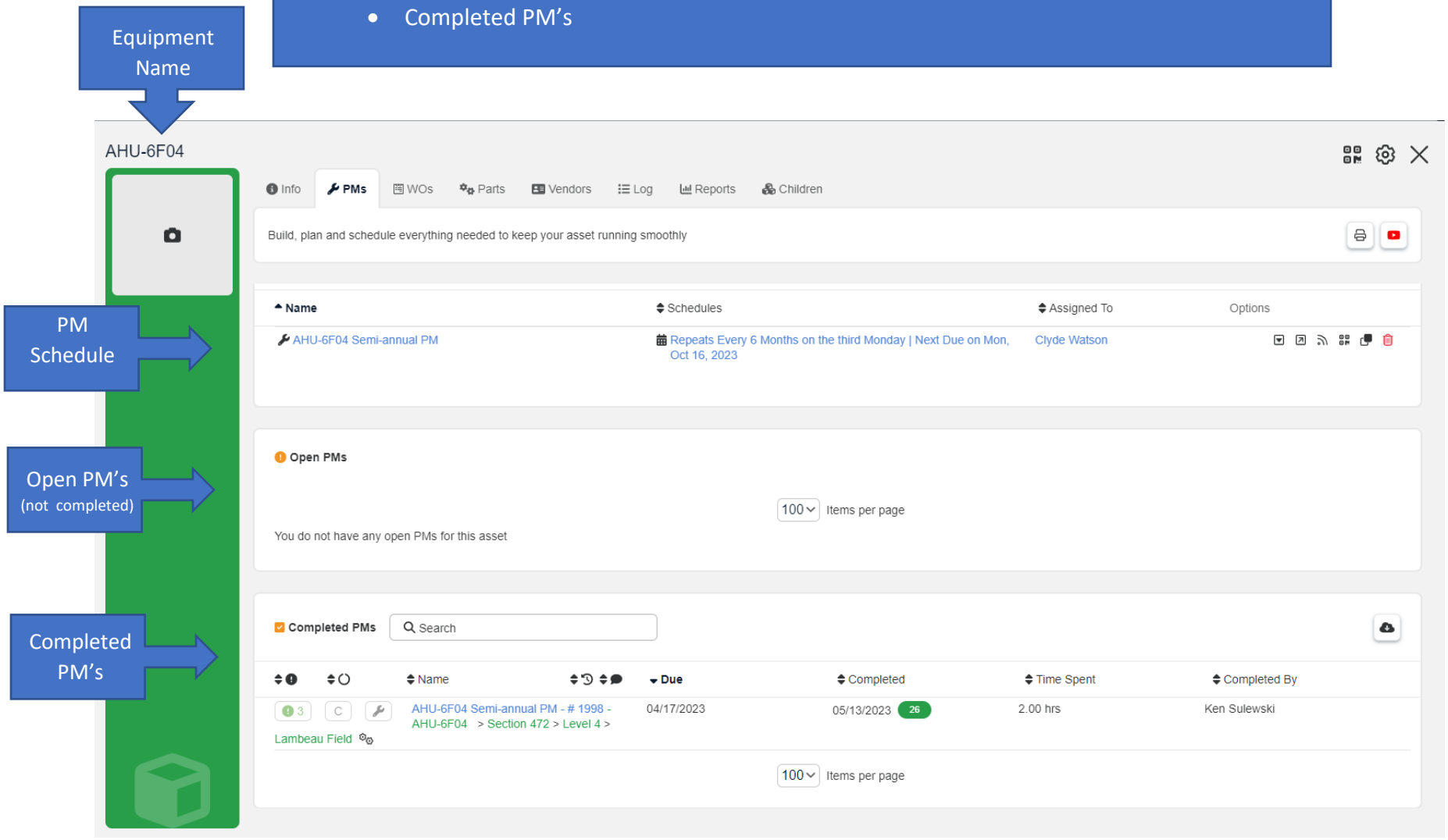

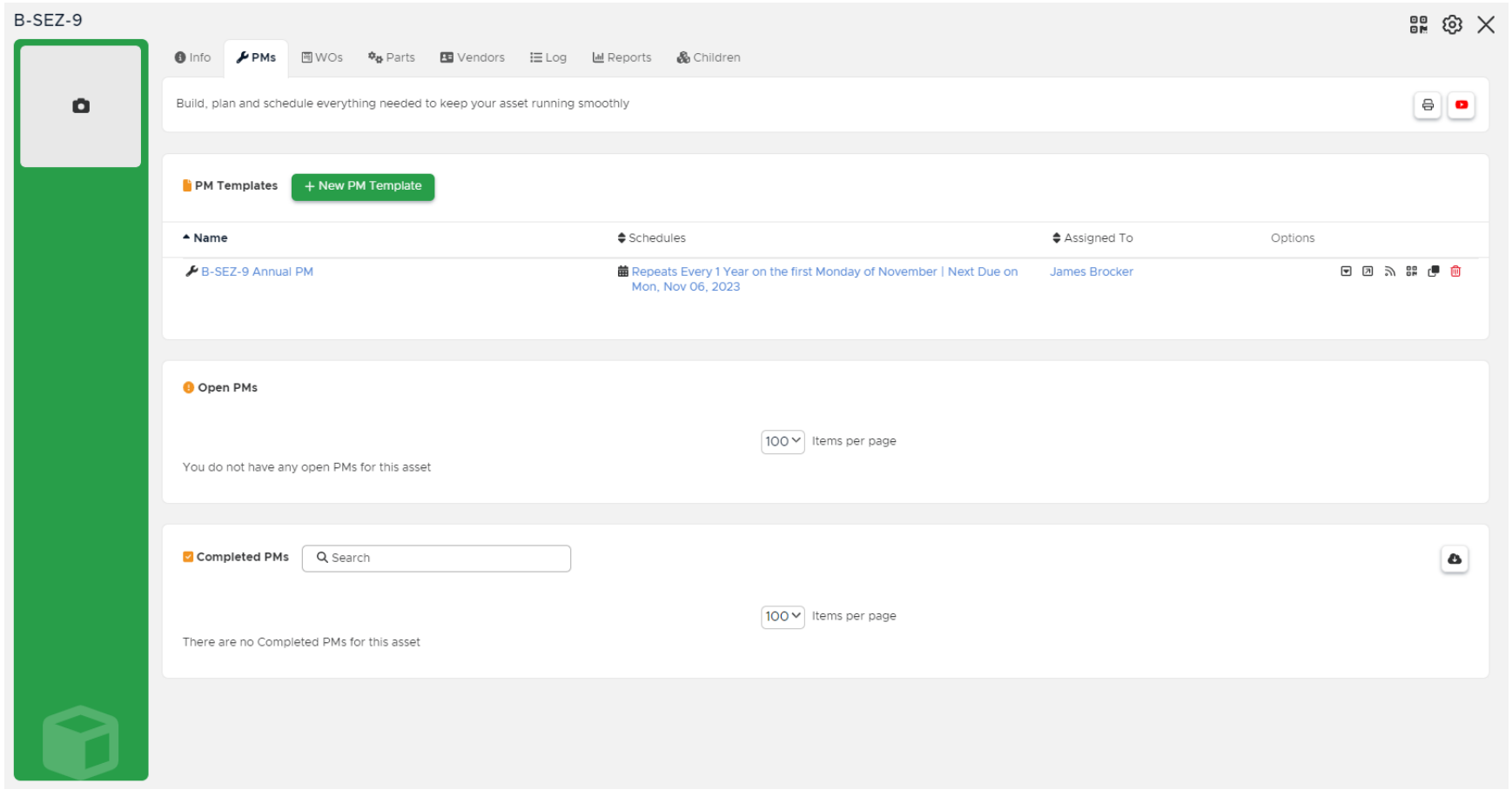
B-SEZ-9
Info
PMs
WOs
Parts
Vendors
Log
Reports
Children
Build, plan and schedule everything needed to keep your asset running smoothly
PM Templates
+ New PM Template
Name
Schedules
Assigned To
Options
B-SEZ-9 Annual PM
Repeats Every 1 Year on the first Monday of November | Next Due on Mon, Nov 06, 2023
James Brocker
Open PMs
100
Items per page
You do not have any open PMs for this asset
Completed PMs
Search
100
Items per page
There are no Completed PMs for this asset

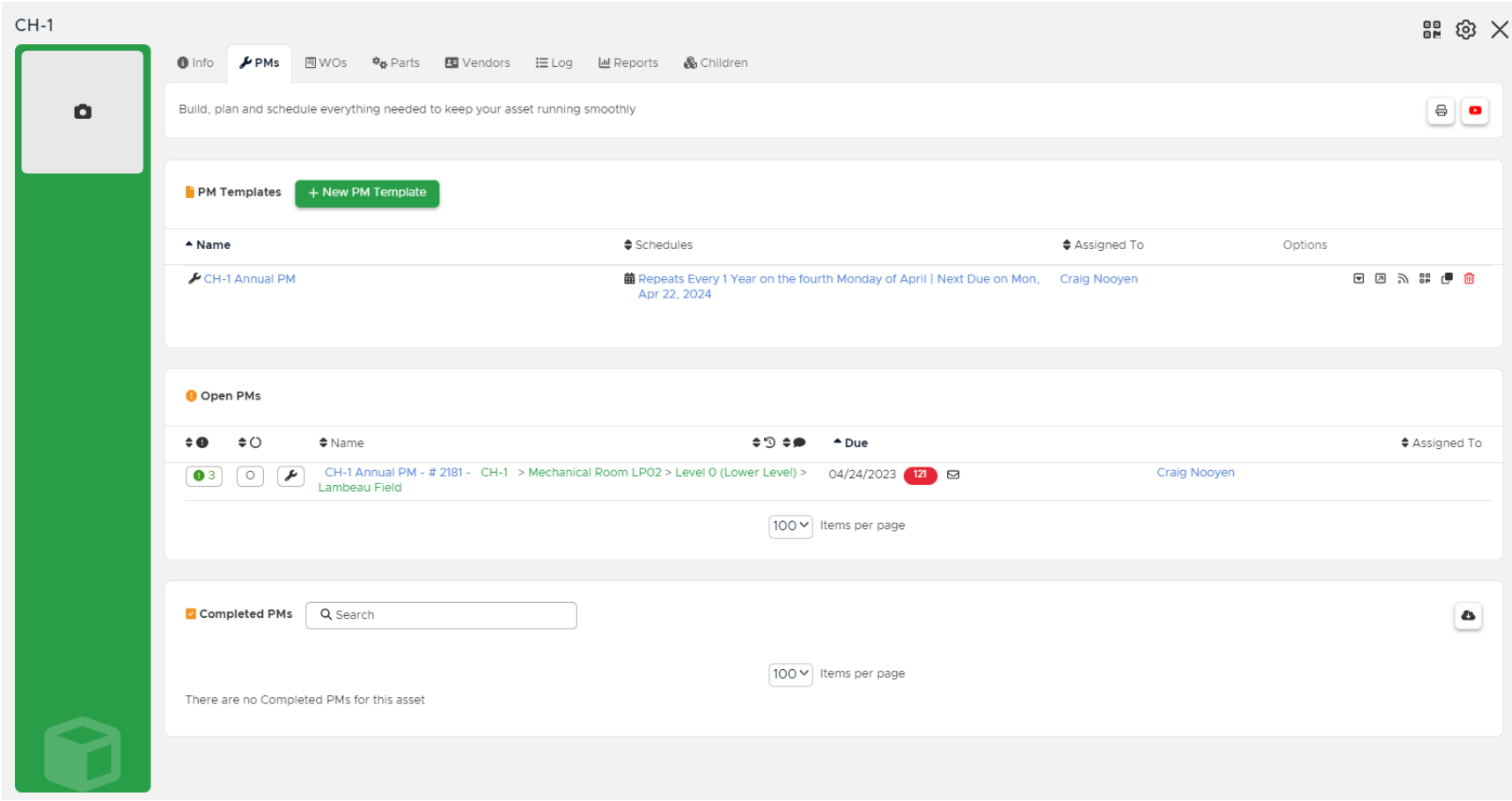
CH-1
Info
PMs
WOs
Parts
Vendors
Log
Reports
Children
Build, plan and schedule everything needed to keep your asset running smoothly
PM Templates
+ New PM Template
Name
Schedules
Assigned To
Options
CH-1 Annual PM
Repeats Every 1 Year on the fourth Monday of April | Next Due on Mon, Apr 22, 2024
Craig Nooyen
Open PMs
Name
Due
Assigned To
3
CH-1 Annual PM - # 2181 - CH-1 > Mechanical Room LP02 > Level 0 (Lower Level) > Lambeau Field
04/24/2023
121
Craig Nooyen
100
Items per page
Completed PMs
Search
100
Items per page
There are no Completed PMs for this asset

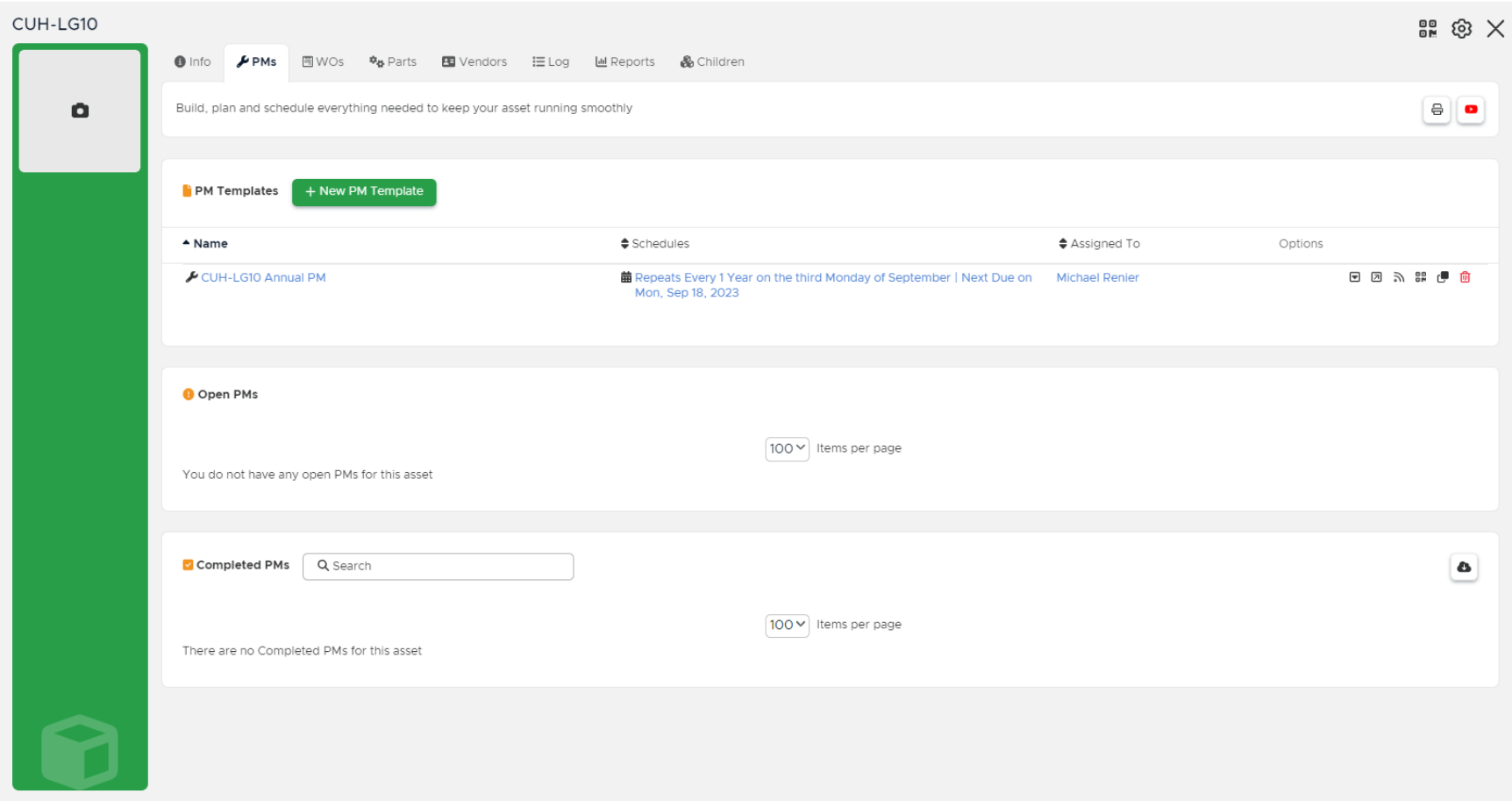
CUH-LG10
Info
PMs
WOs
Parts
Vendors
Log
Reports
Children
Build, plan and schedule everything needed to keep your asset running smoothly
PM Templates
+ New PM Template
Name
Schedules
Assigned To
Options
CUH-LG10 Annual PM
Repeats Every 1 Year on the third Monday of September | Next Due on Mon, Sep 18, 2023
Michael Renier
Open PMs
100
Items per page
You do not have any open PMs for this asset
Completed PMs
Search
100
Items per page
There are no Completed PMs for this asset

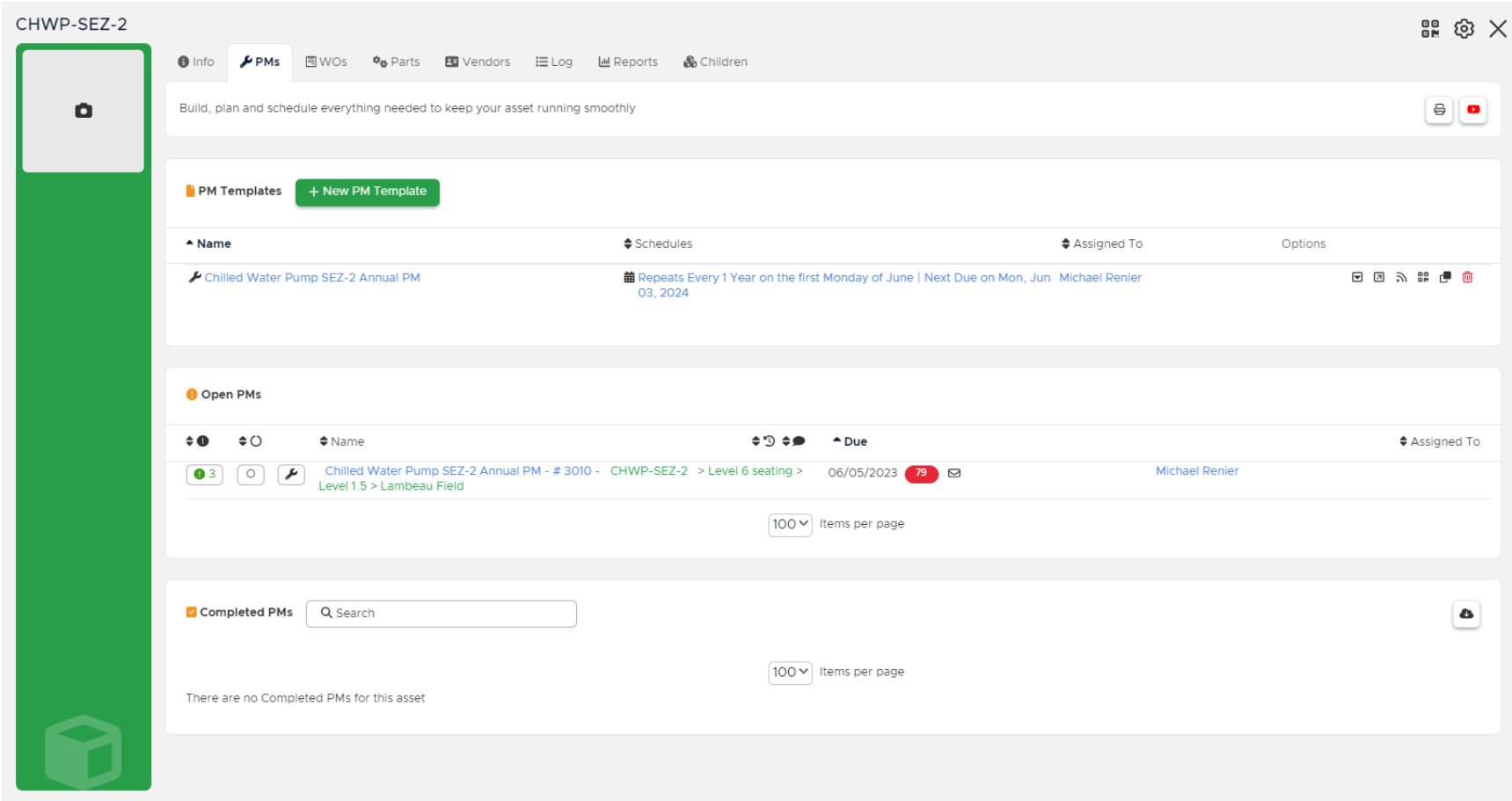
CHWP-SEZ-2
Info
PMs
WOs
Parts
Vendors
Log
Reports
Children
Build, plan and schedule everything needed to keep your asset running smoothly
PM Templates
+ New PM Template
Name
Schedules
Assigned To
Options
Chilled Water Pump SEZ-2 Annual PM
Repeats Every 1 Year on the first Monday of June | Next Due on Mon, Jun 03, 2024
Michael Renier
Open PMs
Name
Due
Assigned To
3
Chilled Water Pump SEZ-2 Annual PM - # 3010 - CHWP-SEZ-2 > Level 6 seating > Level 1.5 > Lambeau Field
06/05/2023
79
Michael Renier
100
Items per page
Completed PMs
Search
100
Items per page
There are no Completed PMs for this asset

DSS-4D03

Info | PMs | WOs | Parts | Vendors | Log | Reports | Children

Build, plan and schedule everything needed to keep your asset running smoothly

PM Templates + New PM Template

Name	Schedules	Assigned To	Options
DSS-4D03 Annual PM	Repeats Every 1 Year on the first Monday of July | Next Due on Mon, Jul 01, 2024	Michael Renier	

Open PMs

		Name	Due	Assigned To
3		DSS-4D03 Annual PM - # 3429 - DSS-4D03 > Electrical Room 4D10 > Level 4 > Lambeau Field	07/03/2023 51	Michael Renier

100 Items per page

Completed PMs Search

100 Items per page

There are no Completed PMs for this asset

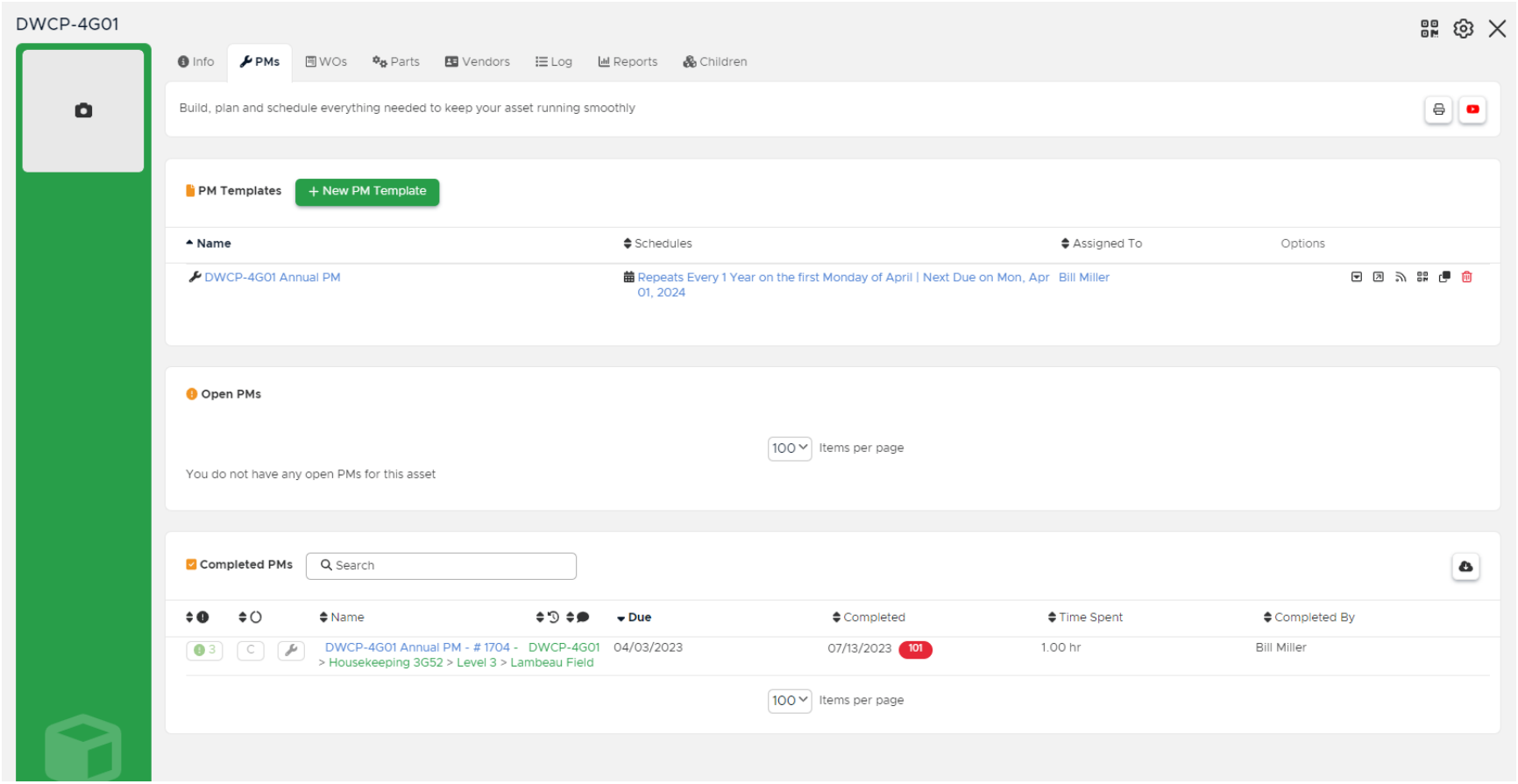
DWCP-4G01
Info
PMs
WOs
Parts
Vendors
Log
Reports
Children
Build, plan and schedule everything needed to keep your asset running smoothly
PM Templates
+ New PM Template
Name
Schedules
Assigned To
Options
DWCP-4G01 Annual PM
Repeats Every 1 Year on the first Monday of April | Next Due on Mon, Apr 01, 2024
Bill Miller
Open PMs
100
Items per page
You do not have any open PMs for this asset
Completed PMs
Search
Name
Due
Completed
Time Spent
Completed By
3
C
DWCP-4G01 Annual PM - # 1704 - DWCP-4G01 > Housekeeping 3G52 > Level 3 > Lambeau Field
04/03/2023
07/13/2023
101
1.00 hr
Bill Miller
100
Items per page

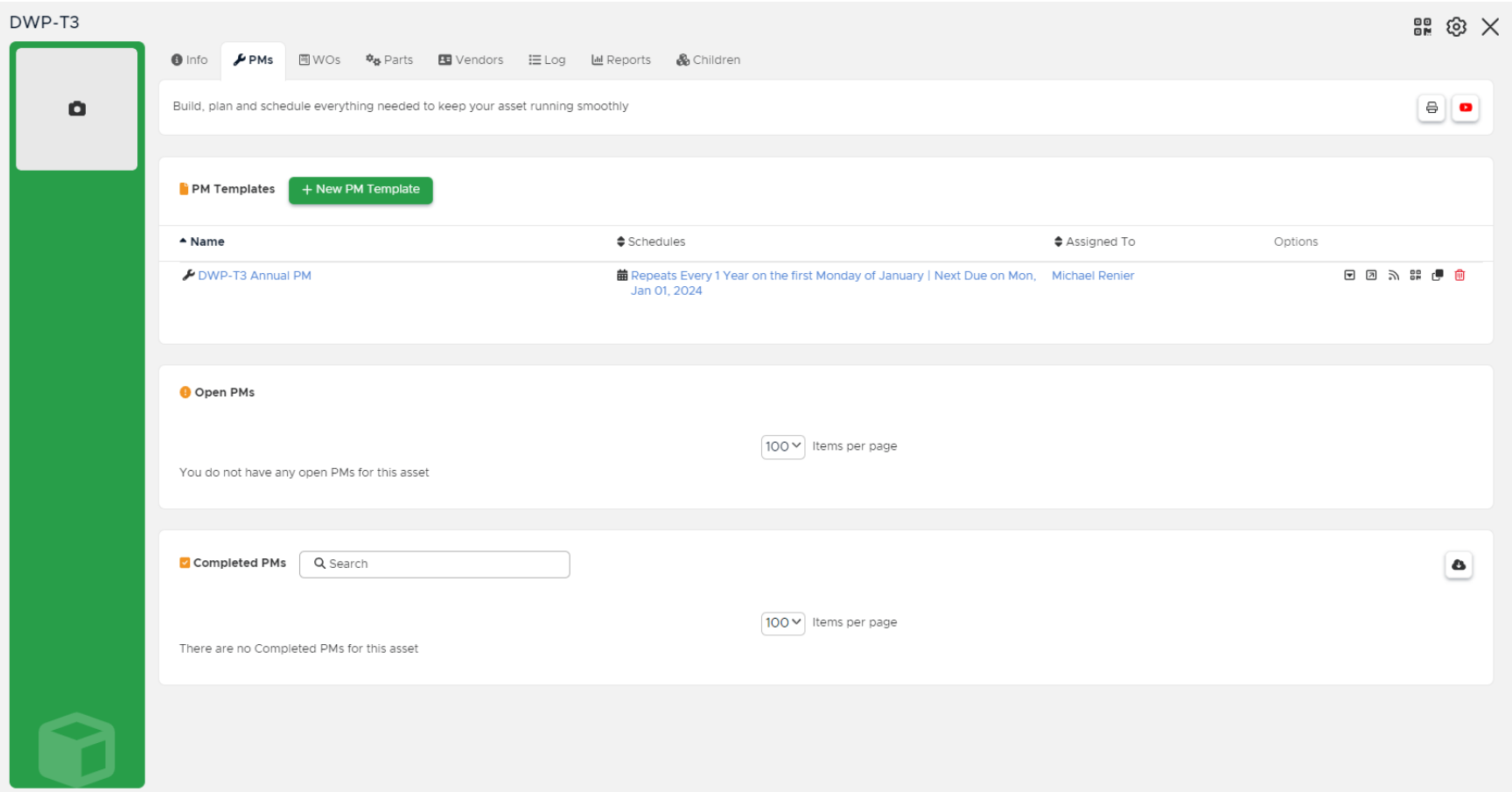
DWP-T3
Info
PMs
WOs
Parts
Vendors
Log
Reports
Children
Build, plan and schedule everything needed to keep your asset running smoothly
PM Templates
+ New PM Template
Name
Schedules
Assigned To
Options
DWP-T3 Annual PM
Repeats Every 1 Year on the first Monday of January | Next Due on Mon, Jan 01, 2024
Michael Renier
Open PMs
100
Items per page
You do not have any open PMs for this asset
Completed PMs
Search
100
Items per page
There are no Completed PMs for this asset

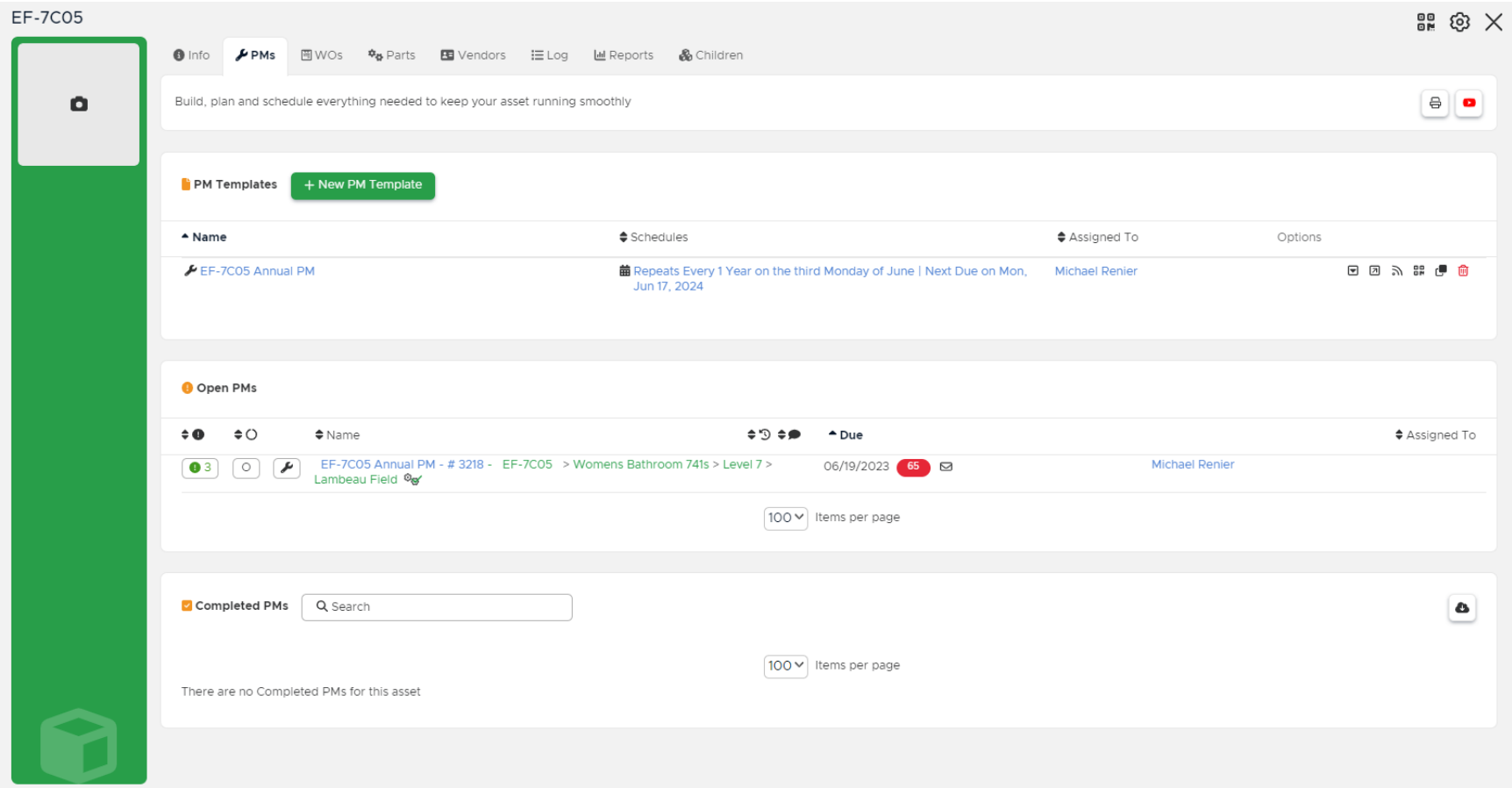
EF-7C05
Info
PMs
WOs
Parts
Vendors
Log
Reports
Children
Build, plan and schedule everything needed to keep your asset running smoothly
PM Templates
+ New PM Template
Name
Schedules
Assigned To
Options
EF-7C05 Annual PM
Repeats Every 1 Year on the third Monday of June | Next Due on Mon, Jun 17, 2024
Michael Renier
Open PMs
Name
Due
Assigned To
3
EF-7C05 Annual PM - # 3218 - EF-7C05 > Womens Bathroom 741s > Level 7 > Lambeau Field
06/19/2023
65
Michael Renier
100
Items per page
Completed PMs
Search
100
Items per page
There are no Completed PMs for this asset

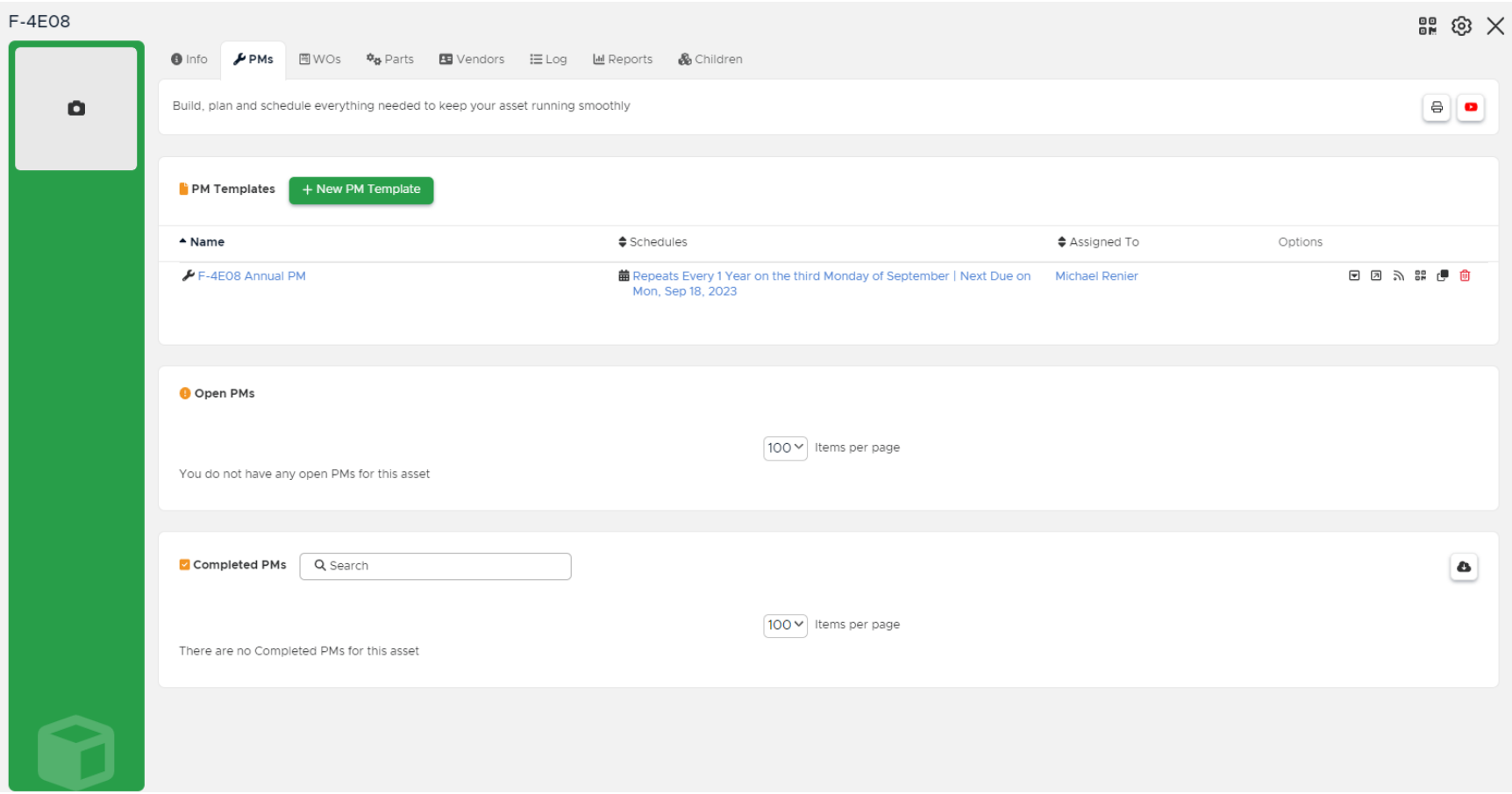
F-4E08
Info
PMs
WOs
Parts
Vendors
Log
Reports
Children
Build, plan and schedule everything needed to keep your asset running smoothly
PM Templates
+ New PM Template
Name
Schedules
Assigned To
Options
F-4E08 Annual PM
Repeats Every 1 Year on the third Monday of September | Next Due on Mon, Sep 18, 2023
Michael Renier
Open PMs
100
Items per page
You do not have any open PMs for this asset
Completed PMs
Search
100
Items per page
There are no Completed PMs for this asset

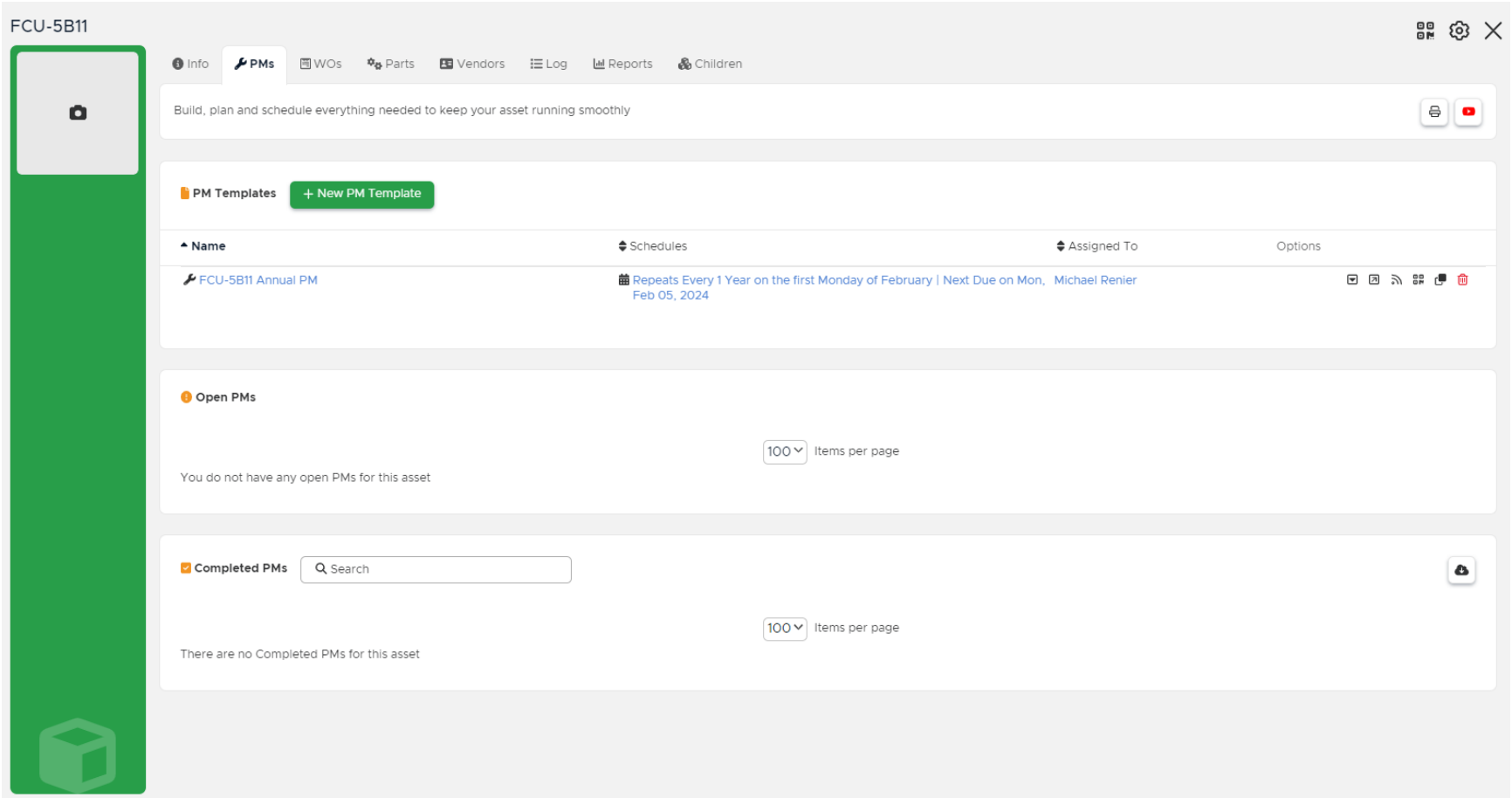
FCU-5B11
Info
PMs
WOs
Parts
Vendors
Log
Reports
Children
Build, plan and schedule everything needed to keep your asset running smoothly
PM Templates
+ New PM Template
Name
Schedules
Assigned To
Options
FCU-5B11 Annual PM
Repeats Every 1 Year on the first Monday of February | Next Due on Mon, Feb 05, 2024
Michael Renier
Open PMs
100
Items per page
You do not have any open PMs for this asset
Completed PMs
Search
100
Items per page
There are no Completed PMs for this asset

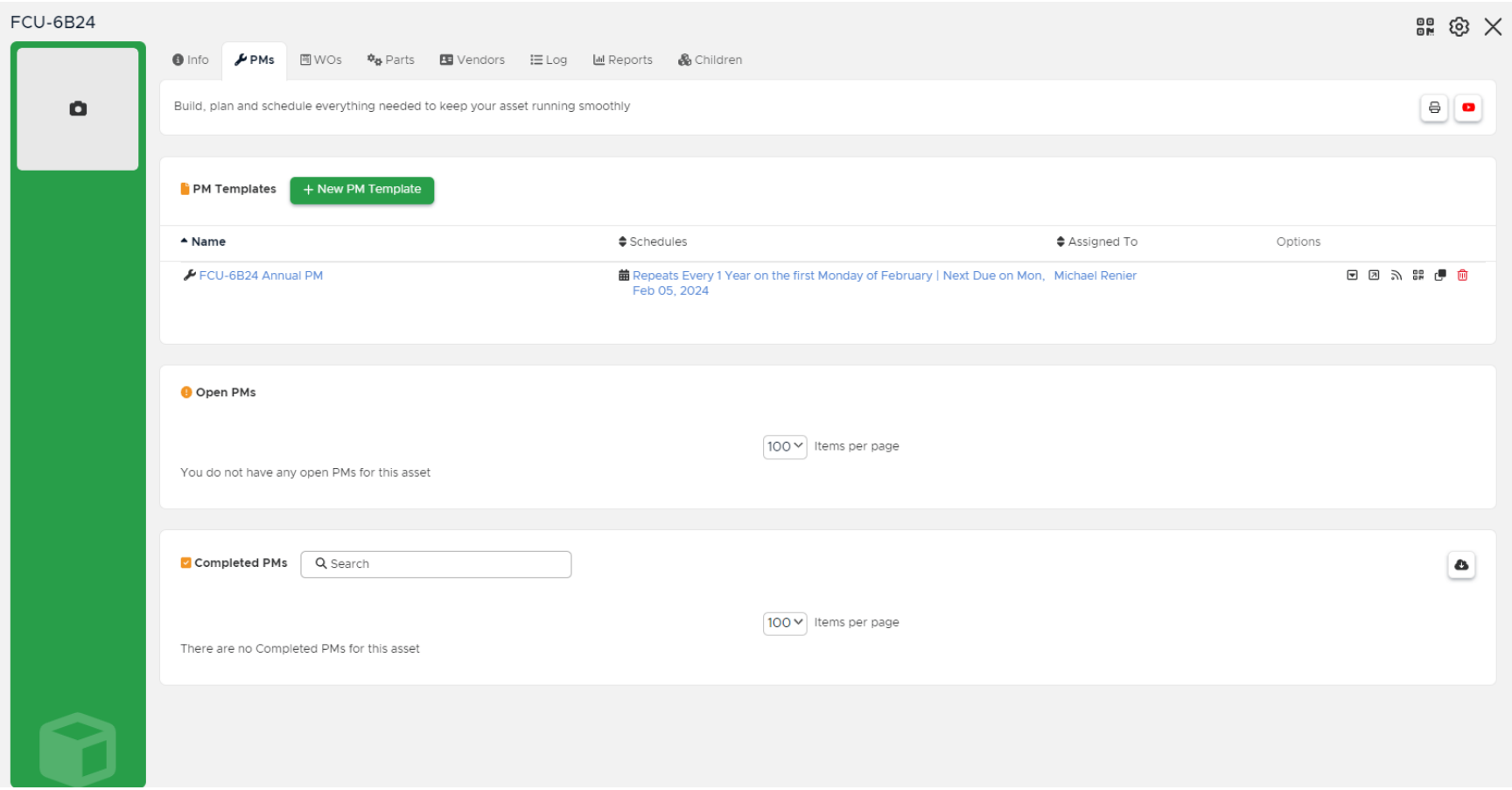
FCU-6B24
Info
PMs
WOs
Parts
Vendors
Log
Reports
Children
Build, plan and schedule everything needed to keep your asset running smoothly
PM Templates
+ New PM Template
Name
Schedules
Assigned To
Options
FCU-6B24 Annual PM
Repeats Every 1 Year on the first Monday of February | Next Due on Mon, Feb 05, 2024
Michael Renier
Open PMs
100
Items per page
You do not have any open PMs for this asset
Completed PMs
Search
100
Items per page
There are no Completed PMs for this asset

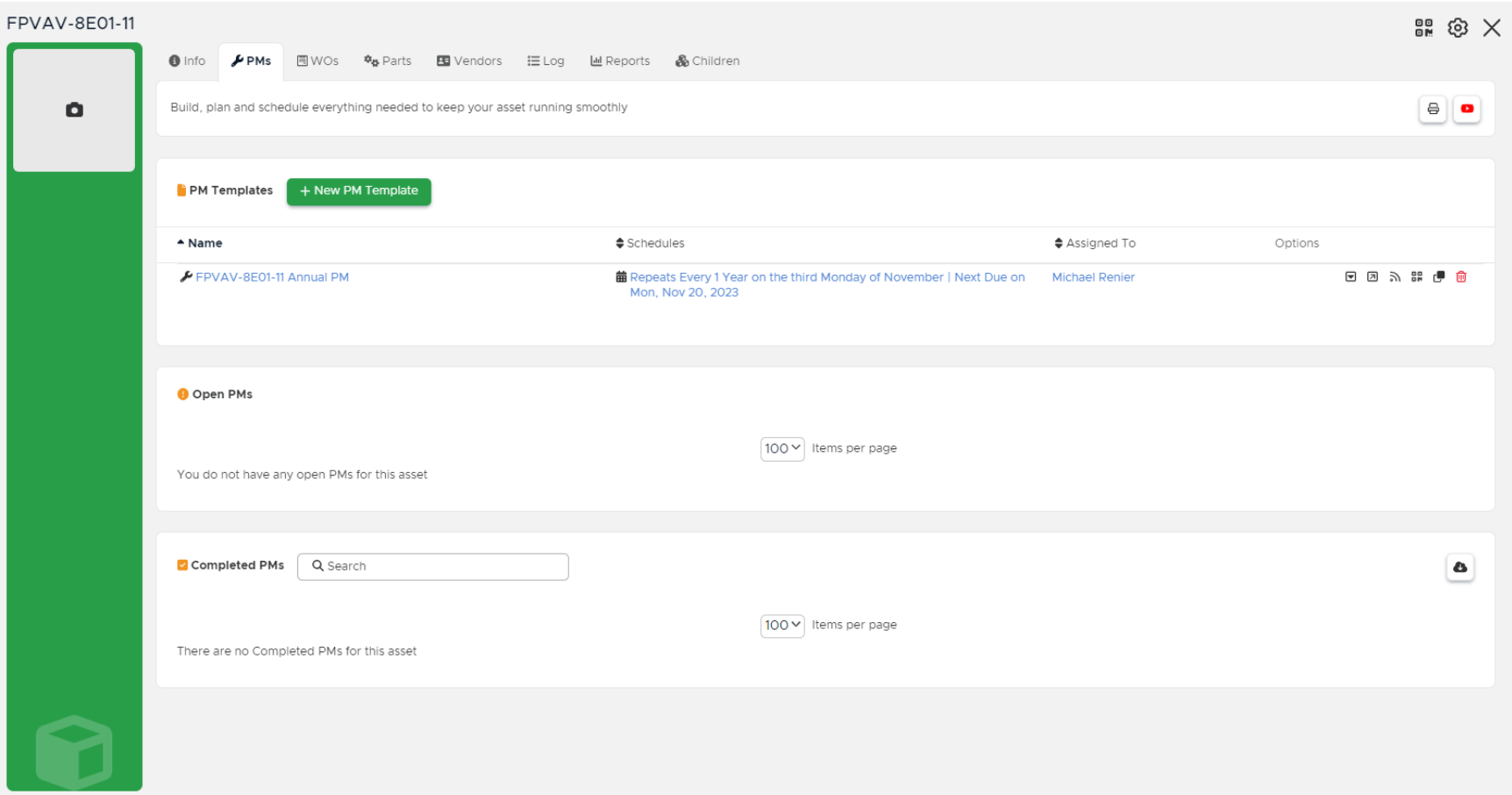
FPVAV-8E01-11
Info
PMs
WOs
Parts
Vendors
Log
Reports
Children
Build, plan and schedule everything needed to keep your asset running smoothly
PM Templates
+ New PM Template
Name
Schedules
Assigned To
Options
FPVAV-8E01-11 Annual PM
Repeats Every 1 Year on the third Monday of November | Next Due on Mon, Nov 20, 2023
Michael Renier
Open PMs
100
Items per page
You do not have any open PMs for this asset
Completed PMs
Search
100
Items per page
There are no Completed PMs for this asset

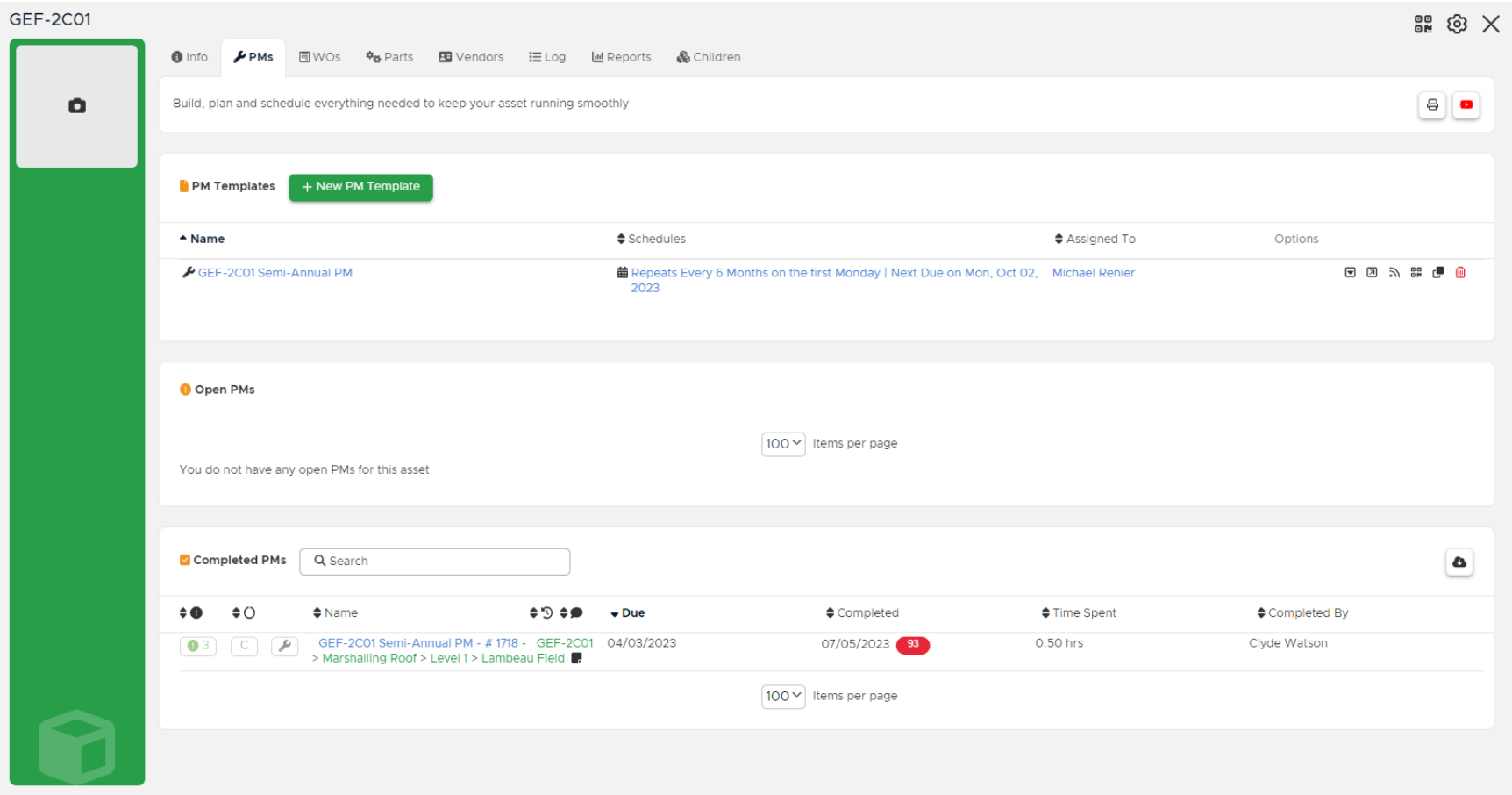
GEF-2C01
Info
PMs
WOs
Parts
Vendors
Log
Reports
Children
Build, plan and schedule everything needed to keep your asset running smoothly
PM Templates
+ New PM Template
Name
Schedules
Assigned To
Options
GEF-2C01 Semi-Annual PM
Repeats Every 6 Months on the first Monday | Next Due on Mon, Oct 02, 2023
Michael Renier
Open PMs
100
Items per page
You do not have any open PMs for this asset
Completed PMs
Search
Name
Due
Completed
Time Spent
Completed By
3
C
GEF-2C01 Semi-Annual PM - # 1718 - GEF-2C01 > Marshalling Roof > Level 1 > Lambeau Field
04/03/2023
07/05/2023
93
0.50 hrs
Clyde Watson
100
Items per page

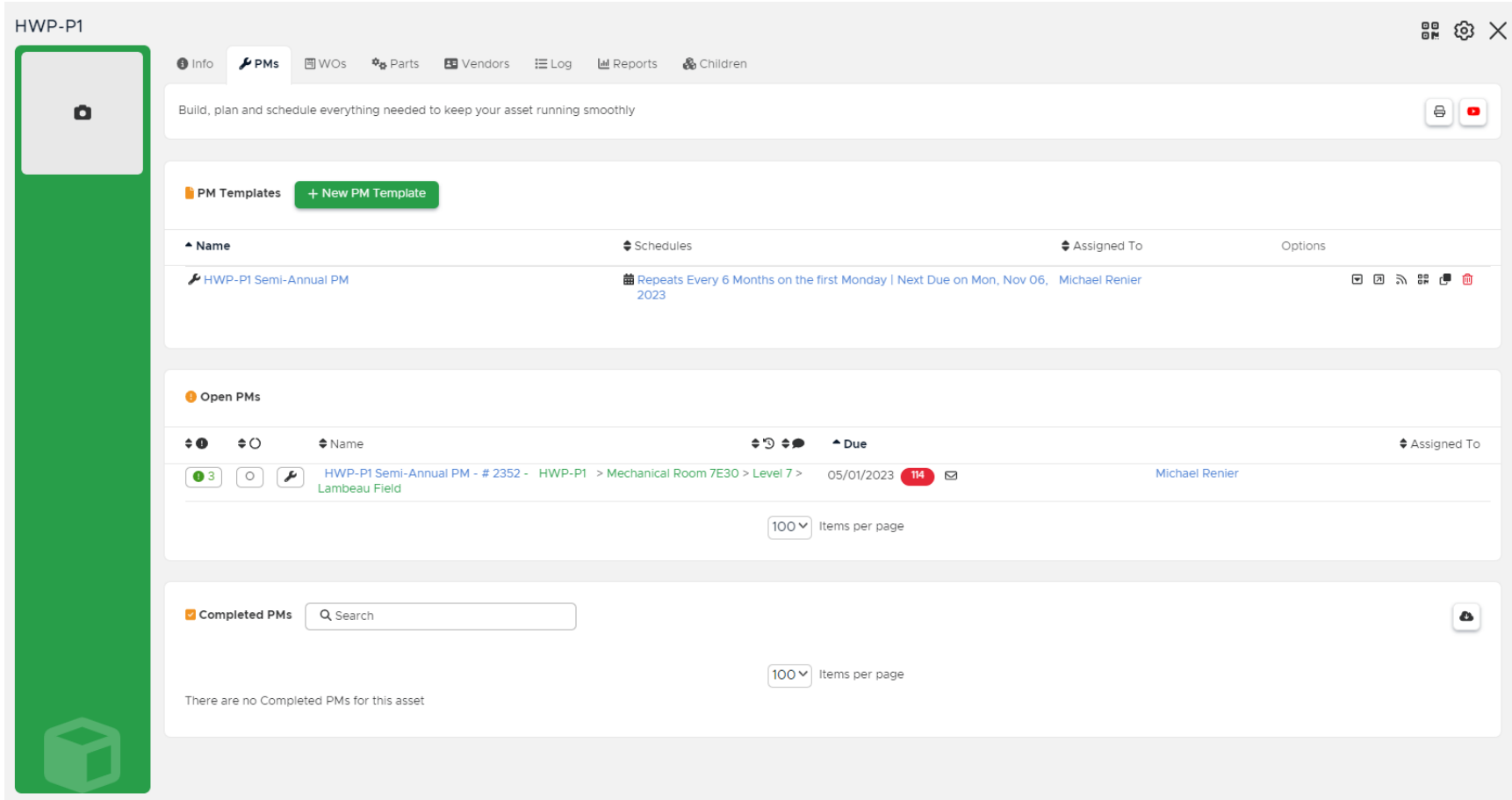
HWP-P1
Info
PMs
WOs
Parts
Vendors
Log
Reports
Children
Build, plan and schedule everything needed to keep your asset running smoothly
PM Templates
+ New PM Template
Name
Schedules
Assigned To
Options
HWP-P1 Semi-Annual PM
Repeats Every 6 Months on the first Monday | Next Due on Mon, Nov 06, 2023
Michael Renier
Open PMs
Name
Due
Assigned To
3
HWP-P1 Semi-Annual PM - # 2352 - HWP-P1 > Mechanical Room 7E30 > Level 7 > Lambeau Field
05/01/2023
114
Michael Renier
100
Items per page
Completed PMs
Search
100
Items per page
There are no Completed PMs for this asset

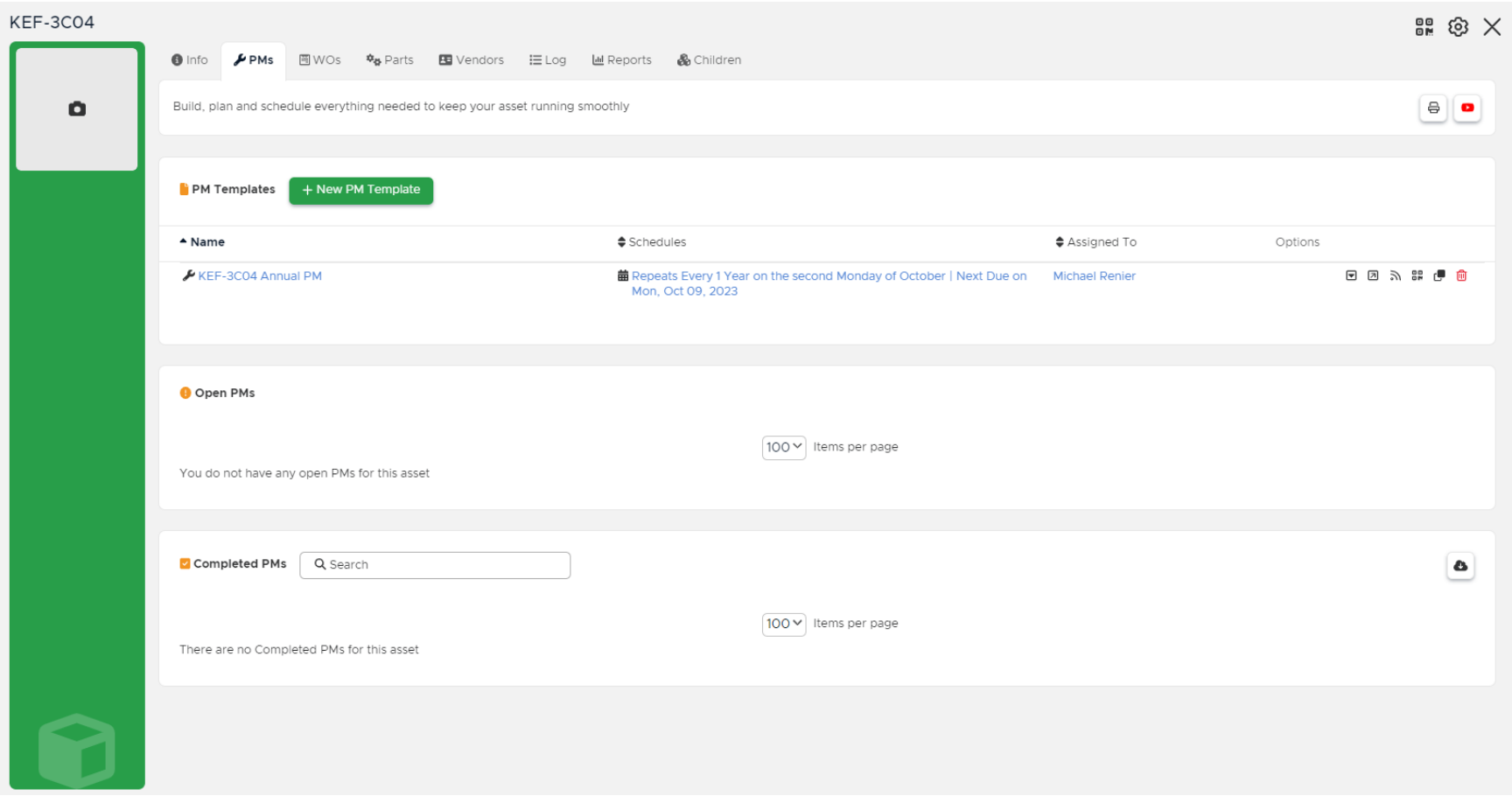
KEF-3C04
Info
PMs
WOs
Parts
Vendors
Log
Reports
Children
Build, plan and schedule everything needed to keep your asset running smoothly
PM Templates
+ New PM Template
Name
Schedules
Assigned To
Options
KEF-3C04 Annual PM
Repeats Every 1 Year on the second Monday of October | Next Due on Mon, Oct 09, 2023
Michael Renier
Open PMs
100
Items per page
You do not have any open PMs for this asset
Completed PMs
Search
100
Items per page
There are no Completed PMs for this asset

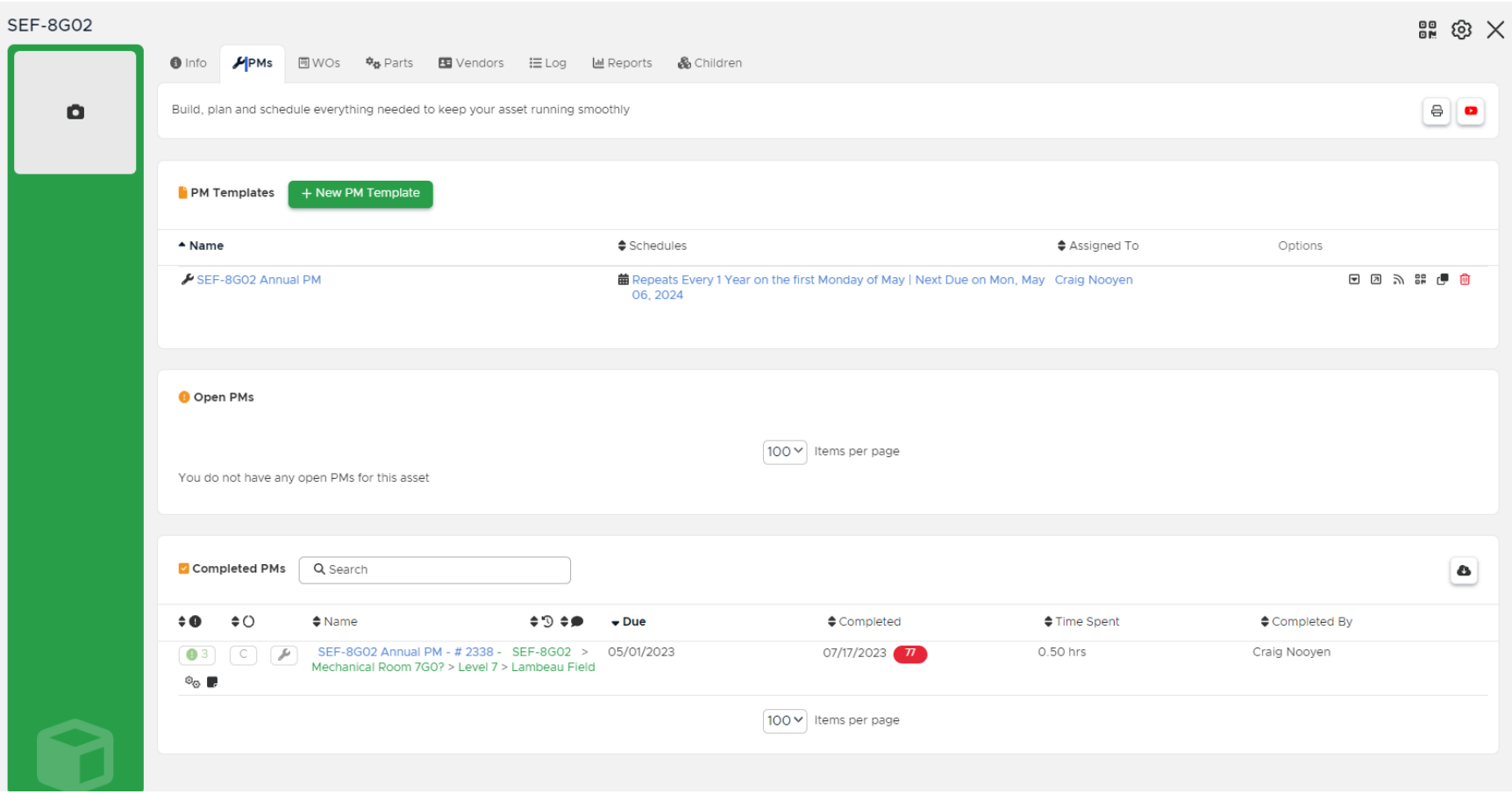
SEF-8G02
Info
PMs
WOs
Parts
Vendors
Log
Reports
Children
Build, plan and schedule everything needed to keep your asset running smoothly
PM Templates
+ New PM Template
Name
Schedules
Assigned To
Options
SEF-8G02 Annual PM
Repeats Every 1 Year on the first Monday of May | Next Due on Mon, May 06, 2024
Craig Nooyen
Open PMs
100
Items per page
You do not have any open PMs for this asset
Completed PMs
Search
Name
Due
Completed
Time Spent
Completed By
SEF-8G02 Annual PM - # 2338 - SEF-8G02 > Mechanical Room 7G0? > Level 7 > Lambeau Field
05/01/2023
07/17/2023
77
0.50 hrs
Craig Nooyen
100
Items per page

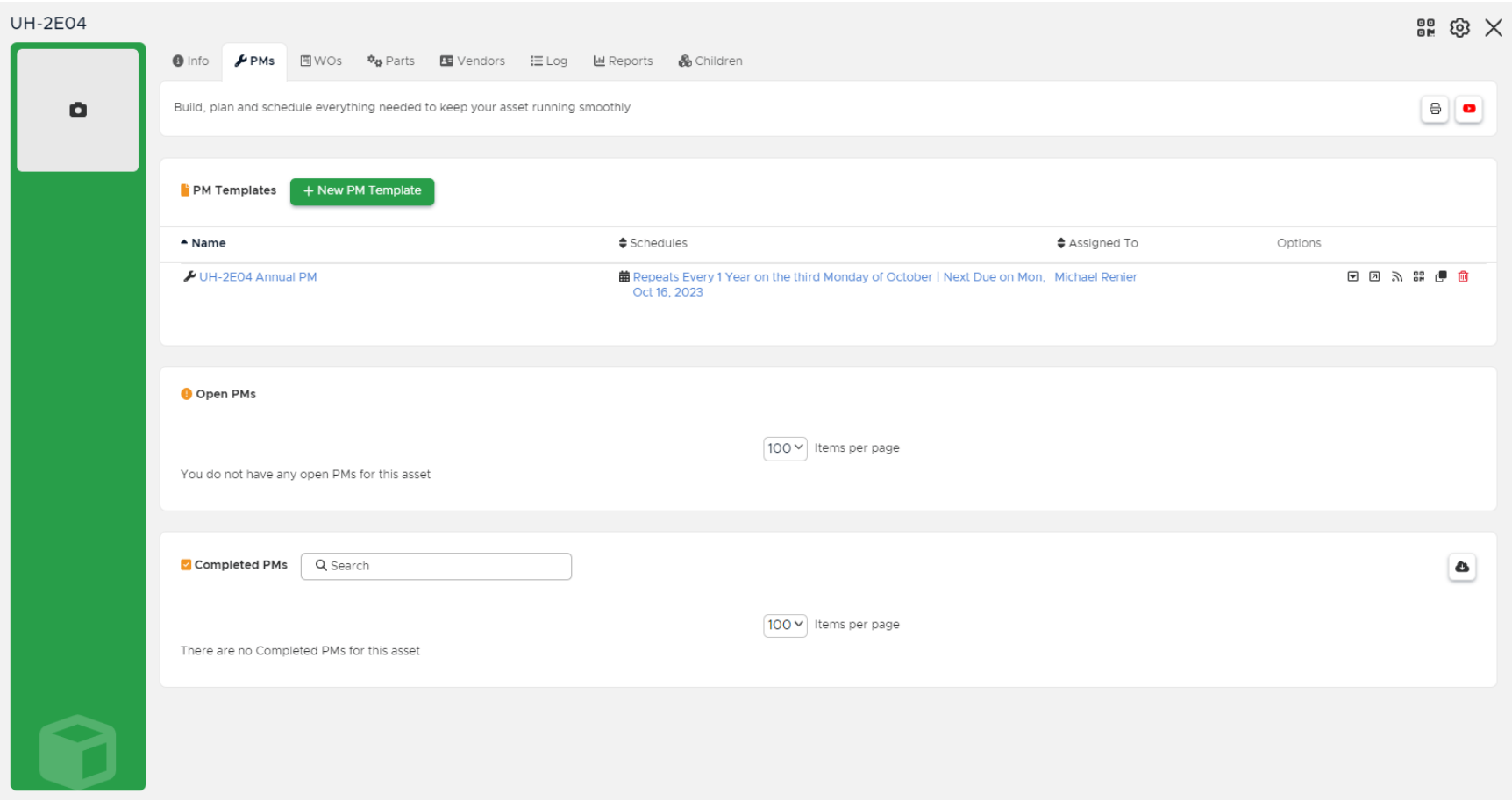
UH-2E04
Info
PMs
WOs
Parts
Vendors
Log
Reports
Children
Build, plan and schedule everything needed to keep your asset running smoothly
PM Templates
+ New PM Template
Name
Schedules
Assigned To
Options
UH-2E04 Annual PM
Repeats Every 1 Year on the third Monday of October | Next Due on Mon, Oct 16, 2023
Michael Renier
Open PMs
100
Items per page
You do not have any open PMs for this asset
Completed PMs
Search
100
Items per page
There are no Completed PMs for this asset

Appendix G

Comparisons Between CMMS And Vendor Supplied Information

As discussed in Section 4, several systems were evaluated in detail to determine whether or not required preventative maintenance tasks were included in the CMMS and whether those maintenance tasks were performed. These evaluations are included in Appendix G.

COMPUTERIZED MAINTENANCE MANAGEMENT SYSTEM REPORTS

NQOD Circuit Breaker Panelboards - Maintenance Audit

O & M Manual Maintenance Procedures	Included in CMMS (yes/no)	Maintenance Performed
Inspect the panelboard once each year or after any severe short circuit.	YES	YES
Clean out panelboard if there is an accumulation of dust and dirt.	YES	YES
Visually check all conductors and connections to be certain that they are clean and secure.	YES	YES
Examine fuse clip contact pressure and contact means.	YES	YES
Check circuit breakers, switches and fuses to ensure they have the proper ampere, voltage, and interrupting ratings.	YES	YES
Operate each switch or circuit breaker several times to ensure that all mechanisms are free and in proper working order.	YES	YES
Check the integrity of all electrical and mechanical interlocks and padlocking mechanisms.	YES	YES
Adjust, clean, and lubricate or replace parts according to the manufacturer's instructions.	YES	YES
Clean and dress readily accessible copper electrical contacts, blades, and jaws according to the manufacture's instructions when inspection indicates the need.	YES	YES
Look for and replace deteriorated insulating material and assemblies where sealing compounds have melted.	YES	YES
Look for any moisture or signs of previous wetness or dripping inside the cabinet.	YES	YES

COMPUTERIZED MAINTENANCE MANAGEMENT SYSTEM REPORTS

Firestone Roofing System - Maintenance Audit

O & M Manual Maintenance Procedures	Included in CMMS (yes/no)	Maintenance Performed
Inspect building envelope twice yearly	YES	YES
Periodic inspection of Firestone roofing systems for Roof Traffic & Walkways, especially at all roof access points, around mechanical equipment, and other areas of traffic (more frequent than once a month).	YES	YES
Verify Firestone roofing system is free of discharges such as petroleum products, greases, oils and fats, acids, etc.	YES	YES
Verify that water does not pond on roofing system longer than 48 hours after it stops raining.	n/a*	YES
Inspect building envelope for damage after severe storms.	n/a*	YES
Inspect roofing system for outside moisture infiltration.	YES	YES
Check sheet metal on roofing system for weathertightness and re-anchor or recaulk as needed.	YES	YES
Check nailers and blocking for soundness, and replace or repair if necessary.	YES	YES
Check that roof drains and drain inserts are free of debris.	YES	YES
Inspect sealants in the roofing system for cracking or shrinking and replace as necessary.	YES	YES
Verify the integrity of roof insulation and insulation attachments.	YES	YES

* - Maintenance item to inspect roof is contingent on a storm event and not listed in the CMMS as it is not something that can be scheduled. The Packers do inspect roofs after storm events.

COMPUTERIZED MAINTENANCE MANAGEMENT SYSTEM REPORTS

Flygt Series 3102 Pumps - Maintenance Audit

O & M Manual Maintenance Procedures	Included in CMMS (yes/no)	Maintenance Performed
Pump should be inspected once a year.	NO*	YES
Pump should have a major overhaul in a service shop at least every third year.	NO*	YES

* - City of Green Bay performs maintenance.

Bell & Gossett Circulating and Booster Pumps (DWCP & DWBP)- Maintenance Audit

O & M Manual Maintenance Procedures	Included in CMMS (yes/no)	Maintenance Performed
Inspect the pump regularly for leaking seals, worn gaskets, and loose or damaged components. Replace or repair as required.	YES	YES
Series 1510 pump requires regreasing after every 2500 hours of operation or every 6 months whichever occurs first.	YES	YES
Lubricate motor per motor manufacturer's instructions	YES	YES

Bell & Gossett In-line Mounted Centrifugal Pumps - Maintenance Audit

O & M Manual Maintenance Procedures	Included in CMMS (yes/no)	Maintenance Performed
Inspect the pump regularly for leaking seals, worn gaskets, and loose or damaged components. Replace or repair as required.	YES	YES
Lubricate motor per motor manufacturer's instructions	YES	YES

Weil Ejector and Sump Pumps - Maintenance Audit

O & M Manual Maintenance Procedures	Included in CMMS (yes/no)	Maintenance Performed
Pump should be inspected every 6 months	NO*	YES
Clean any adhering particles and debris from the pump, suction strainer, wet well and the basin.	NO*	YES
Check the motor housing and seal chamber on submersible sewage pumps for moisture.	NO*	YES

* The Green Bay Packers rely on the alarms on the pumps. Maintenance and repairs are made as necessary as Demand Maintenance.

COMPUTERIZED MAINTENANCE MANAGEMENT SYSTEM REPORTS

Control System Sanitary Surge Tank for Submersible Pumps & Mixers

O & M Manual Maintenance Procedures	Included in CMMS (yes/no)	Maintenance Performed
Use a mild protective spray on the outer door gasket bi-monthly to assure watertight integrity.	NO*	YES
Verify all conduit openings are sealed to preclude intrusion of gases from the wet well.	NO*	YES
Tighten all electrical connections monthly to eliminate high resistance connections.	NO*	YES
Test Sensaphone SCADA 3000 (remote dial up) weekly for functionallity. Test the unit's ability to answer the phone and speak a message, verify the inputs are reading properly, verify the alarm conditions are OK, verify the electricity is on, verify the control programs are running, verify that the battery is at least 1.3V, verify the internal system paramaters are correct, and verify the modem is working.	NO*	YES

* - City of Green Bay performs maintenance.

COMPUTERIZED MAINTENANCE MANAGEMENT SYSTEM REPORTS

Steamist Steambath Generator - Maintenance Audit

O & M Manual Maintenance Procedures	Included in CMMS (yes/no)	Maintenance Performed
Boiler should be blown down on a daily basis to purge the vessel of mineral deposits and possible scaling. (Manual Blowdown only if not equipped with Automatic Blowdown)	NO*	YES
Check electrical connectors for tightness	YES	YES
Check for deposits and debris on the lower section of the McDonnel/ Miller 150 series Control and low water cut-off.	YES	YES
Check that the float is not coated with deposits and can move freely without sticking.	YES	YES
Check that the bottom pipes from the boiler opening to the float chamber are free of debris.	YES	YES
Remove flange-type element to clean any scale that might have built up on sheath of heating elements.	YES	YES

* - The Packers have determined that maintenance tasks required on a high frequency basis (daily, weekly, etc.) will not be entered in the CMMS. This decision was made to limit the amount of redundant paperwork for work orders. The Packers will apply this method to equipment on a case by case basis.

COMPUTERIZED MAINTENANCE MANAGEMENT SYSTEM REPORTS

SwimEx Aquatic Therapy, Sports & Conditioning Pool Model 702T - Maintenance Audit

O & M Manual Maintenance Procedures	Included in CMMS (yes/no)*	Maintenance Performed
Check/Test/Record water quality three times daily.	NO*	YES
Check/adjust water level daily.	NO*	YES
Check skimmer for any objects daily.	NO*	YES
Check water temperature daily, adjust heater thermostat if needed.	NO*	YES
Wipe down the water line with clean, wet rag daily.	NO*	YES
Bleed filter weekly.	NO*	YES
Check hair catcher for any objects weekly.	NO*	YES
Clean sides of SwimEx at the water line and side walls weekly.	NO*	YES
Check to make sure all electrical equipment is funtioning properly weekly (including ozonator, heater, etc.)	NO*	YES
Check filtration pressure monthly.	NO*	YES
Clean filter cartidges monthly. (Medium use)	NO*	YES
Check all electrical connections, all ground wire connections, and all circuit breakers for proper function.	NO*	YES
Replace filter cartridges annually. (Medium use)	YES	YES
Clean out the air vent holes on the filter pump motor annually.	YES	YES
Lubricate and grease paddlewheel shaft bearings using a waterproof lithium-based grease every 6 months. (Medium use)	YES	YES
Change paddlewheel motor gear box oil per manufacturer's instructions annually. (Medium use)	YES	YES
Lubricate the electric motor per manufacturer's instructions every 6 months. (Medium use)	YES	YES
Check all air tube lines to make sure they are securely attached to the air buttons and to the controller annually. Also, inspect for any crimps or obstructions in the air lines.	YES	YES

* - The Packers have determined that maintenance tasks required on a high frequency basis (daily, weekly, etc.) will not be entered in the CMMS. This decision was made to limit the amount of redundant paperwork for work orders. The Packers will apply this method to equipment on a case by case basis.

COMPUTERIZED MAINTENANCE MANAGEMENT SYSTEM REPORTS

Twirl Jet Spa - Maintenance Audit

O & M Manual Maintenance Procedures	Included in CMMS (yes/no)*	Maintenance Performed
Maintain daily records for water care as required by the Health Department.	NO*	YES
Use a stain and scale prevention once or twice weekly.	NO*	YES
Clean filter according to instructions based on pressure and flow rate.	NO*	YES
Clean Chemtrol Model 250 sensor monthly	NO*	YES
Clean Regenerative Spa Blower filter.	NO*	YES
Replace bearings on Regenerative Spa Blower after 15,000 - 20,000 hours.	YES	YES
Periodically clean Circuit Breaker & Ground Fault Circuit Interrupter by blowing out dust, etc.	YES	YES
Periodically inspect insulation on wires and verify conductors are clear of all moving parts.	NO*	YES
Examine contacts and magnetic pole faces.	YES	YES
Check terminal screws for tightness.	NO*	YES
Clean debris out of the trap basket.	NO*	YES

* - The Packers have determined that maintenance tasks required on a high frequency basis (daily, weekly, etc.) will not be entered in the CMMS. This decision was made to limit the amount of redundant paperwork for work orders. The Packers will apply this method to equipment on a case by case basis.

COMPUTERIZED MAINTENANCE MANAGEMENT SYSTEM REPORTS

Greenheck Exhaust Fans, Smoke Exhaust Fans, & Grease Exhaust Fans - Maintenance Audit

Ceiling Exhaust, Inline, GB Belt Drive Centrifugal Roof Exhaust, Tubular Inline, Sidewall Propeller, BSQ Belt Drive & SQ Direct Drive Centrifugal Inline, Tub Axial, CUBE Upblast Centrifugal Roof Exhaust, Hooded Propeller Roof, Centrifugal Utility, and Centrifugal Sidewall Exhaust Fans

O & M Manual Maintenance Procedures	Included in CMMS (yes/no)	Maintenance Performed
Periodically inspect belts for misaligned pulleys.	YES	YES
Periodically inspect belts condition and proper tension.	YES	YES
Periodically inspect bearings (for belt drive fans only). Verify locking collares, set screws, and other fasteners are tight.	YES	YES
Lubricate fan shaft bearings (if grease fittings are present) every 6 months.	YES	YES
Inspect fan impeller and housing looking for fatigue, corrosion, or wear.	YES	YES
Periodically inspect all fasteners and set screws for tightness.	YES	YES
Periodically check/clean/replace intake filters where applicable.	YES	YES
Periodically inspect/clean dampers where installed.	YES	YES
Lubricate motor (if grease fittings are present) per the manufacturer's recommendations.	YES	YES
Replace grease in motor after 2000 hours of running time.	YES	YES
Isolation bases should be checked for freedom of movement, tightness of bolts, condition of springs and rubber isolators.	YES	YES
Periodically clean exterior surface of the motor, fan panel, and entire propeller.	YES	YES

Note: Greenheck defines "Periodically" as once or twice a year.

COMPUTERIZED MAINTENANCE MANAGEMENT SYSTEM REPORTS

Greenheck Model DG Direct Fired Gas Make-Up Air (MUA)- Maintenance Audit

O & M Manual Maintenance Procedures	Included in CMMS (yes/no)	Maintenance Performed
Periodically inspect belts for misaligned pulleys.	YES	YES
Periodically inspect belts condition and proper tension.	YES	YES
Routinely verify locking collars, set screws, and other fasteners on the fan, bearings, drive, and motor base are tight.	YES	YES
Inspect fan impeller and housing looking for fatigue, corrosion, or wear.	YES	YES
Periodically inspect all fasteners and set screws for tightness.	YES	YES
Check/clean/replace filters every 3 months.	YES	YES
Lubricate motor (if grease fittings are present) per the manufacturer's recommendations.	YES	YES
Replace grease in motor after 2000 hours of running time.	YES	YES
Annually check burner system for accumulation of scale. Remove scale and foreign material with a wire brush.	YES	YES
Annual inspection, cleaning, and occasional replacement of the flame rods and spark rods may be necessary.	YES	YES
Regularly check evaporative cooler media for mineral and foreign material deposits. Replace the evaporative pads every 3 to 5 years.	YES	YES
Periodically the evaporative cooling media should be brushed lightly.	YES	YES
Oil and spin the upright recirculating pump on the evaporative cooler at the start of each cooling season.	YES	YES
Clean the evaporative cooler at the end of each cooling season.	YES	YES
Periodically clean wheel and housing.	YES	YES

COMPUTERIZED MAINTENANCE MANAGEMENT SYSTEM REPORTS

Trane T-Series Climate Changer Central Station Air Handlers (AHU)- Maintenance Audit

O & M Manual Maintenance Procedures	Included in CMMS (yes/no)	Maintenance Performed
Observe unit for any change in running condition and unusual noise weekly.	NO*	YES
Monthly check air filters. Clean or replace as necessary.	YES	YES
Monthly relubricate fan bearings.	YES	YES
Monthly relubricate motor bearings in accordance with motor manufacturer's recommendations.	YES	YES
Monthly check and adjust fan belt tension.	YES	YES
Every 3 to 6 months check fan bearing grease line connections for tightness	YES	YES
Every 3 to 6 months check bearing and motor bracket bolt torque.	YES	YES
Every 3 to 6 months align fan and motor sheaves. Tighten sheave set screws to the proper torque.	YES	YES
Every 3 to 6 months tighten electrical connections.	YES	YES
Every 3 to 6 months inspect coils for dirt build-up or coil freeze-up.	YES	YES
Annually inspect the unit casing the corrosion.	YES	YES
Annually clean the fan wheels and fan shaft.	YES	YES
Annually inspect the condensate drain pan and drain line.	YES	YES
Annually check damper linkages, set screws and blade adjustment.	YES	YES
Annually clean damper operators.	YES	YES
Annually inspect the control and power box wiring for secure connections and insulation.	YES	YES
Annually rotate the fan wheel and check for obstructions in the fan housing.	YES	YES
Annually check condition of gasketing and insulation around unit, door and dampers.	YES	YES
Annually examine flex connections for cracks or leaks.	YES	YES

* - The Packers have determined that maintenance tasks required on a high frequency basis (daily, weekly, etc.) will not be entered in the CMMS. This decision was made to limit the amount of redundant paperwork for work orders. The Packers will apply this method to equipment on a case by case basis.

COMPUTERIZED MAINTENANCE MANAGEMENT SYSTEM REPORTS

Trane Convertible Packaged Cooling Unit (AC)- Maintenance Audit

O & M Manual Maintenance Procedures	Included in CMMS (yes/no)	Maintenance Performed
Monthly check air filters. Clean or replace as necessary.	YES	YES
Annually inspect the motors and drive system components.	YES	YES
Annually check economizer gaskets for replacement if necessary.	YES	YES
Annually clean condensor coils.	YES	YES
Annually check safety controls and clean if necessary.	YES	YES
Annually check electrical components and wiring for connection tightness.	YES	YES
Annually check condensate drain and clean if necessary.	YES	YES
Annually inspect the unit duct connections to see that they are physically sound and sealed to the unit casing.	YES	YES
Annually inspect the unit mounting support to see that it is sound.	YES	YES
Annually inspect the unit to see that there is no obvious unit deterioration.	YES	YES

COMPUTERIZED MAINTENANCE MANAGEMENT SYSTEM REPORTS

Trane Packaged Climate Changer Air Handler & Blower Coil Air Handler (AHU) - Maintenance Audit

O & M Manual Maintenance Procedures	Included in CMMS (yes/no)	Maintenance Performed
Monthly inspect unit air filters. Clean or replace as necessary.	YES	YES
Monthly check the condition and tension of fan belts.	YES	YES
Monthly re-lubricate motor bearings.	YES	YES
Every 6 months re-lubricate the fan motor per the motor manufacturer's recommendations.	YES	YES
Every 6 months check locking collar and sheave set screws for proper tightness.	YES	YES
Every 6 months manually rotate the fan wheel to check for obstructions in the housing or interference with fan blades.	YES	YES
Every 6 months check the fan assembly sheave alignment. Tighten set screws to their proper torques.	YES	YES
Every 6 months inspect the coils for dirt build-up.	YES	YES
Annually inspect, clean, and tighten all electrical connections and wiring.	YES	YES
Annually inspect the entire unit casing for chips or corrosion.	YES	YES
Annually clean fan wheels and fan shaft.	YES	YES
Annually inspect the drainpan for sludge or other foreign material.	YES	YES
Annually examine flex connector for cracks or leaks.	YES	YES
Annually repair or replace any damaged duct material.	YES	YES

COMPUTERIZED MAINTENANCE MANAGEMENT SYSTEM REPORTS

Trane High Efficiency Propeller Fan Gas Unit Heater (UH)- Maintenance Audit

O & M Manual Maintenance Procedures	Included in CMMS (yes/no)	Maintenance Performed
Periodically inspect the area near the unit to be sure that there is no combustible material located within the minimum clearance requirements.	YES	YES
Periodically inspect the fan blade and guard for accumulation of lint or other foreign material. Clean as appropriate.	YES	YES
Lubricate the motor depending on service.	YES	YES
Clean or replace main burners if necessary.	YES	YES

COMPUTERIZED MAINTENANCE MANAGEMENT SYSTEM REPORTS

Trane Uni-Trane Fan-Coil Room Conditioners Force Flo Cabinet Heaters (CUH) - Maintenance Audit

O & M Manual Maintenance Procedures	Included in CMMS (yes/no)	Maintenance Performed
Monthly inspect unit air filters. Clean or replace as necessary.	YES	YES
Monthly check the main and auxiliary drain pans on fan-coil units to be sure the pans are clean.	YES	YES
Annually inspect, clean, and tighten all electrical connections and wiring.	YES	YES
Annually inspect the entire unit casing for chips or corrosion.	YES	YES
Annually inspect the fan wheel and housing for damage. Rotate the fan wheel manually to be sure movement is not blocked by obstructions.	YES	YES
Annually inspect the coil fins for excessive dirt or damage. Remove dirt and straighten fins.	YES	YES
Annually inspect the strainer option for debris trapped in the filter screen.	n/a*	n/a*

* - Not applicable to equipment installed at Lambeau Field.

COMPUTERIZED MAINTENANCE MANAGEMENT SYSTEM REPORTS

Trane Air-Cooled Series R Rotary Liquid Chillers - Maintenance Audit

O & M Manual Maintenance Procedures	Included in CMMS (yes/no)	Maintenance Performed
Check evaporator refrigerant pressure (23) and the condenser refrigerant pressure (25) in Menu 2 on the UCM weekly.	YES	YES
Check the liquid line sight glasses weekly. The refrigerant flow past the sight glasses should be clear. Bubbles in the refrigerant indicate either low refrigerant charge or excessive pressure drop in the liquid line.	YES	YES
Measure superheat and system subcooling weekly if operating pressures and sight glass condition seem to indicate refrigerant shortage.	YES	YES
Remove refrigerant at the liquid line service valve weekly if operating conditions indicate a refrigerant overcharge.	YES	YES
Inspect the entire system for unusual conditions weekly.	YES	YES
Inspect the condenser coils for dirt and debris weekly.	YES	YES
Measure and record the system superheat monthly.	YES	YES
Measure and record the system subcooling monthly.	YES	YES
Manually rotate condenser fans to insure proper clearance on the fan openings monthly.	YES	YES
Check the oil level and refrigerant charge annually.	YES	YES
Have qualified laboratory perform a compressor oil analysis to determine system moisture content and acid level annually.	YES	YES
Have qualified service organization leak test the chiller, check operating and safety controls, and inspect electrical components annually.	YES	YES
Inspect all piping components for leakage and damage annually.	YES	YES
Clean out inline stainers annually.	YES	YES
Clean and repaint any areas that show signs of corrosion annually.	YES	YES
Clean condenser coils annually.	YES	YES
Clean the domestic water heater annually.	n/a*	n/a*
Clean the condenser fans annually.	YES	YES
Check fan motor shaft for misalignment, abnormal endplay, vibration, and noise annually.	YES	YES

* - Not applicable to equipment installed at Lambeau Field.

COMPUTERIZED MAINTENANCE MANAGEMENT SYSTEM REPORTS

AO Smith Electric Water Heaters (EWH) & Electric Booster Heaters - Maintenance Audit

O & M Manual Maintenance Procedures	Included in CMMS (yes/no)	Maintenance Performed
Periodically flush tank.	YES	YES
Remove tank sediment and element lime scale removal as needed.	YES	YES
Check temperature and pressure relief valve monthly to ensure that it is in operating condition.	YES	YES
Drain 1-2 gallons of water from main valve monthly	YES	YES
Inspect anode periodically to check the rod diameter.	YES	YES

PVI Water Heaters and Boiler Models - Maintenance Audit

O & M Manual Maintenance Procedures	Included in CMMS (yes/no)	Maintenance Performed
Flush tank at two- or three-month intervals.	YES	YES
Remove tank sediment and element lime scale removal as needed.	YES	YES
Periodically inspect and check-out of burner ignition system, control system, and fuel valve operation.	YES	YES
Examine venting system annually for proper connections and alignment.	YES	YES
Oil the blower motor and wipe oil and dust from the burner at regular intervals.	YES	YES
Clean the blower wheel when necessary.	YES	YES
Clean the burner annually according to the manufacturer's recommended procedures.	YES	YES
Check wiring for loose connections and burned wires.	YES	YES

COMPUTERIZED MAINTENANCE MANAGEMENT SYSTEM REPORTS

Caterpillar Standby Generator Sets - Maintenance Audit

O & M Manual Maintenance Procedures	Included in CMMS (yes/no)	Maintenance Performed (yes/no)
Check air inlet filter weekly.	YES	YES
Check air starting motor lubricator oil level weekly.	n/a**	n/a**
Drain air tank moisture and sediment weekly.	n/a**	n/a**
Inspect annunciator panel weekly.	YES	YES
Check battery charger weekly.	YES	YES
Check battery electolyte level weekly.	YES	YES
Measure and record bearing temperature weekly.	n/a**	n/a**
Check cooling system coolant level weekly.	YES	YES
Check electrical connections weekly.	YES	YES
Inspect engine air cleaner service indicator weekly.	YES	YES
Clean engine air precleaner weekly.	n/a**	n/a**
Check engine oil level weekly.	YES	YES
Drain fuel tank water and sediment weekly.	YES	YES
Inspect generator weekly.	YES	YES
Check generator load weekly.	YES	YES
Check jacket water heater weekly.	YES	YES
Check power factor weekly.	YES	YES
Check space heater weekly.	YES	YES
Measure and record stator winding temperature weekly.	n/a**	n/a**
Check voltage and frequency weekly.	YES	YES
Clean air starting motor lubricator bowl yearly.	FABCO	YES
Inspect alternator yearly.	FABCO	YES
Inspect, adjust, or replace alternator and fan belts yearly.	FABCO	YES
Lubricate bearing (ball) yearly.	FABCO	YES
Lubricate bearing (spherical roller) yearly.	n/a**	n/a**
Obtain cooling system coolant analysis (Level II) yearly.	FABCO	YES
Test/add cooling system supllemental coolant additive (SCA) yearly.	FABCO	YES
Inspect crankshaft vibration damper yearly.	FABCO	YES
Clean engine yearly.	FABCO	YES
Clean/replace engine air cleaner element yearly.	FABCO	YES
Clean engine crankcase breather yearly.	FABCO	YES
Check engine mounts yearly.	FABCO	YES
Obtain engine oil sample yearly.	FABCO	YES
Change engine oil and filter yearly.	FABCO	YES
Check engine protective devices yearly.	FABCO	YES
Inspect/adjust engine valve lash yearly.	FABCO	YES
Lubricate fan drive bearing yearly.	FABCO	YES
Inspect/adjust fuel injector yearly.	FABCO	YES
Clean/inspect/replace fuel system filters yearly.	FABCO	YES
Inspect generator set vibration yearly.	FABCO	YES
Inspect/replace hoses and clamps yearly.	FABCO	YES
Test inulation yearly.	FABCO	YES
Inspect prelube pump yearly.	FABCO	YES
Clean radiator yearly.	FABCO	YES
Clean/inspect speed sensor yearly.	FABCO	YES
Inspect starting motor yearly.	FABCO	YES
Check stator lead yearly.	FABCO	YES
Inspect water pump yearly.	FABCO	YES
Replace batteries every 3 years.	FABCO	YES
Change cooling system coolant (DEAC) every 3 years.	FABCO	YES
Add cooling system coolant extender (ELC) every 3 years.	FABCO	YES
Replace cooling system water temp regulator every 3 years.	FABCO	YES
Check rotating rectifier every 3 years.	FABCO	YES
Inspect turbocharger every 3 years.	FABCO	YES
Change cooling system coolant (ELC) every 6 years.	FABCO	YES

The Green Bay Packers use FABCO to maintaint the emergency generator

** - Not applicable to equipment installed at Lambeau Field.

COMPUTERIZED MAINTENANCE MANAGEMENT SYSTEM REPORTS

Bell & Gossett Circuit Setter Plus Balance Valves - Maintenance Audit

O & M Manual Maintenance Procedures	Included in CMMS (yes/no)	Maintenance Performed
Periodically inspect the Circuit Setter for signs of leakage or corrosion.	NO*	YES

* The Packers visually check if insulation is wet when priming the Fan Coil Units. Additional inspections would disrupt the integrity of the insulation.

Bell & Gossett Safety Release Valves - Maintenance Audit

O & M Manual Maintenance Procedures	Included in CMMS (yes/no)	Maintenance Performed
Check the operating condition of the safety relief valve monthly. Check for signs of corrosion, damage or scale buildup. Verify the discharge line is clear.	NO*	YES

* The Packers inspect the 5 release valves during the chiller, boiler, and snow melt pm's.

Bell & Gossett "U" Series Heat Exchangers (HX) Removable Bundle Design - Maintenance Audit

O & M Manual Maintenance Procedures	Included in CMMS (yes/no)	Maintenance Performed (yes/no)
Clean heat exchangers frequently.	NO*	YES
Frequently and at regular intervals, observe interior and exterior condition of all tubes and keep them clean.	NO*	YES

* Closed loop system with proplylene glycol. Will only be addressed if problems arise with heat transfer or poor operation.

Watts Regulator Backflow Preventors - Maintenance Audit

O & M Manual Maintenance Procedures	Included in CMMS (yes/no)	Maintenance Performed (yes/no)
Test backflow preventor periodically in compliance with local codes, but at least once per year or more as service conditions warrant.	YES	YES

COMPUTERIZED MAINTENANCE MANAGEMENT SYSTEM REPORTS

Liebert Air Conditioning Units (2, 3, & 5 Ton Units) (CHX) - Maintenance Audit

O & M Manual Maintenance Procedures	Included in CMMS (yes/no)	Maintenance Performed
Check filters for restricted airflow monthly.	YES	YES
Clean/replace filters monthly.	YES	YES
Verify that impellers are free of debris and move freely monthly.	YES	YES
Verify that bearings are in good condition monthly.	YES	YES
Check belt tension and condition monthly.	YES	YES
Inspect Compressor section for signs of leakage every 6 months.	YES	YES
Inspect Vibration Isolation on compressor section every 6 months.	YES	YES
Check the suction pressure, head pressure, and superheat on the refrigeration cycle every 6 months.	YES	YES
Clean the evaporator coil on the refrigeration cycle every 6 months.	YES	YES
Verify that the insulation on the refrigeration cycle is intact every 6 months.	YES	YES
Clean air cooled condeser coils (where applicable) every 6 months.	YES	YES
Verify that the motor mount is tight on air cooled condensing unit (where applicable) every 6 months.	YES	YES
Verify that the refrigerant lines are properly supported on air cooled condensing unit (where applicable) every 6 months.	YES	YES
Check humidifier canister for mineral deposits every 6 months.	YES	YES
Check condition of humidifier electrodes every 6 months.	YES	YES
Check that the humidifier hoses and fittings are tight every 6 months.	YES	YES
Check humidifier water make-up valve for leaks every 6 months.	YES	YES
Check refrigerant level on flood back head pressure control every 6 months.	YES	YES
Check for water flow and leaks on the water (or glycol) cooled condensing unit every 6 months. Adjust water valve as needed.	YES	YES
Check glycol pump (if applicable) for leaks and condition every 6 months.	YES	YES
Check glycol solution (if applicable) every 6 months. Check pH of solution.	YES	YES
Check connections on electrical panel every 6 months.	YES	YES
Check operational sequence of electrical panel every 6 months.	YES	YES
Check element on electric reheat for signs of corrosion every 6 months.	YES	YES

COMPUTERIZED MAINTENANCE MANAGEMENT SYSTEM REPORTS

Power Flame Boiler (B) - Maintenance Audit

O & M Manual Maintenance Procedures	Included in CMMS (yes/no)	Maintenance Performed
Visually inspect gages, monitors and indicators daily and record readings.	YES	YES
Daily visual check against heat exchanger manufacturer's specifications for instrument and equipment settings.	YES	YES
Weekly verify firing rate control per the heat exchanger manufacturer's settings.	YES	YES
Check for proper operation of linkage on flue, vent, stack, or outlet damper monthly.	YES	YES
Verify combustion air sources remain clean and open monthly.	YES	YES
Visually inspect ignition system weekly.	NO*	YES
Check pilot and main fuel valves weekly.	NO*	YES
Perform leakage test on pilot and main fuel valves annually.	YES	YES
Check combustion safety controls (flame failure & flame signal strength) weekly.	YES	YES
Check high limit safety control and operating control annually.	YES	YES
Check low draft, fan, air pressure, and damper monthly.	YES	YES
Check high and low gas pressure interlocks monthly.	YES	YES
Check low oil pressure interlocks monthly.	YES	YES
Check fuel valve interlock switch annually.	YES	YES
Check purge switch annually.	YES	YES
Check low fire start interlock annually.	YES	YES
Check automatic changeover control (dual fuel) annually.	YES	YES
Inspect burner components.	YES	YES
Remove and clean oil drawer assembly annually.	YES	YES
Remove and clean blower motor and blower wheel annually.	YES	YES
Remove and clean gas pilot assembly annually.	YES	YES

* - The Packers have determined that maintenance tasks required on a high frequency basis (daily, weekly, etc.) will not be entered in the CMMS. This decision was made to limit the amount of redundant paperwork for work orders. The Packers will apply this method to equipment on a case by case basis.

Honeywell Damper Motors - Maintenance Audit

O & M Manual Maintenance Procedures	Included in CMMS (yes/no)	Maintenance Performed
Lubricate felt pads located on each of the motor bearings and the two shafts in the gear train annually.	YES	YES

COMPUTERIZED MAINTENANCE MANAGEMENT SYSTEM REPORTS

Desert Aire Dehumidifiers - Maintenance Audit

O & M Manual Maintenance Procedures	Included in CMMS (yes/no)	Maintenance Performed
Monthly check the air filters and replace them if necessary.	YES	YES
Monthly check the coils in the dehumidifier and the optional remote condenser. Use compressed air or a commercial coil cleanser if they are dirty or plugged.	YES	YES
Monthly verify that the air flow around the remote condenser remains unobstructed.	YES	YES
Every 6 months tighten all field and factory electrical connections.	YES	YES
Every 6 months check the blower belts in the dehumidifier and the optional remote condenser for wear, glazing, and proper tension. Replace belts if necessary.	YES	YES
Every 6 months conduct a system performance audit.	YES	YES

COMPUTERIZED MAINTENANCE MANAGEMENT SYSTEM REPORTS

Gaylord CleanAir Model TPF Series Pollution Control Units - Maintenance Audit

O & M Manual Maintenance Procedures	Included in CMMS (yes/no)	Maintenance Performed
Every 6 months remove filters and inspect for grease build up. Clean as necessary	YES	YES
Annually the exhaust fan belts should be checked for wear and tension.	YES	YES
Annually the fusible links on the fire dampers need to be replaced per NFPA 96.	YES	YES

Appendix H – 1

2024 Facility / Site Observation Table

Item Numbers correlate to site and outbuildings (Section 5) and facility (Section 6) observation checklists in the “comments” section.

Item	Item Category	Location	Level	Description	Keyword
80	Bowl and Seating	Section 119	100	Sticker	Misc
47	Bowl and Seating	Section 349	300	Handrail corroding	Corrosion
47	Bowl and Seating	Section 305	300	Handrail corroding	Corrosion
15	Bowl and Seating	Section 107	300	Electrical box corroding	Corrosion
47	Bowl and Seating	Section 131	300	Handrail corroding	Corrosion
59	Bowl and Seating	Section 307	300	Missing screw	Misc
59	Bowl and Seating	Section 303	300	Missing screw	Misc
55	Bowl and Seating	Section 310	300	Missing cover plate	Misc
66	Bowl and Seating	Section 304	300	Paint peeling	Painting
47	Bowl and Seating	Section 433	400	Handrail corroding	Corrosion
47	Bowl and Seating	Section 419	400	Handrail corroding	Corrosion
47	Bowl and Seating	Section 407	400	Handrail corroding	Corrosion
47	Bowl and Seating	Section 403	400	Handrail corroding	Corrosion
7	Bowl and Seating	Section 432S Row 2 Seat 7	400	Broken cup holder	Misc
56	Bowl and Seating	Section 429	400	Missing cupholder	Misc
80	Bowl and Seating	Section 419	400	Sticker	Misc
17	Bowl and Seating	Section 641S	600	Floor pan corroding	Corrosion
62	Bowl and Seating	Section 672	600	Missing trim piece	Finishes
80	Bowl and Seating	Section 643S	600	Sticker	Misc
56	Bowl and Seating	Section 630S	600	Missing cupholder	Misc
80	Bowl and Seating	Section 734S	700	Sticker	Misc
80	Bowl and Seating	Section 732S	700	Sticker	Misc
66	Bowl and Seating	Section 735S East End	700	Paint starting to fade	Painting
28	Bowl and Seating	Section 743S West End	700	Sealant missing	Sealant
14	Concessions	Room 122-I	100	Concrete spalling	Concrete
14	Concessions	Room 118-I	100	Concrete damage	Concrete
12	Concessions	Room 115-I	100	Concrete block cracking	Concrete
20	Concessions	Room 131-I	100	Metal corroding	Corrosion
10	Concessions	Atrium Meat Packing	100	Ceiling tile melting	Finishes
48	Concessions	Room 121-I	100	Laminate missing	Finishes
10	Concessions	Room 131-I	100	Ceiling tile damage	Finishes
48	Concessions	Room 118-I	100	Laminate missing	Finishes
10	Concessions	Room 117-I	100	Ceiling tile damage	Finishes
64	Concessions	Room 105-I	100	Mortar cracking	Masonry
66	Concessions	Room 115-I	100	Painting fading	Painting
63	Concessions	Room 131-I	100	Mop sink cracked	Plumbing
46	Concessions	Room 131-I	100	Hand sink lose	Plumbing
63	Concessions	Room 132-I	100	Mop sink cracked	Plumbing
63	Concessions	Room 120-I	100	Mop sink cracked	Plumbing
63	Concessions	Room 118-I	100	Mop sink cracked	Plumbing
63	Concessions	Room 116-I	100	Mop sink cracked	Plumbing
28	Concessions	Room 132-I	100	Sealant failing	Sealant
28	Concessions	Room 116-I	100	Sealant failing	Sealant

28	Concessions	Room 115-I	100	Sealant missing	Sealant
14	Concessions	Room 743S-I	700	Concrete broken	Concrete
89	Concessions	Room 736S-1	700	Water damage	Misc
28	Concessions	Room 742S-I	700	Sealant failing	Sealant
28	Concessions	Section 125/127	Service	Deteriorating sealant by expansion joint	Sealant
14	Concourses	Section 109	100	Concrete spalling	Concrete
14	Concourses	Section 129/127 Vomitory	100	Spalled concrete patch by embed bracket	Concrete
16	Concourses	Section 134	100	Control joint raveling	Concrete
14	Concourses	Section 110	100	Concrete spalling	Concrete
15	Concourses	Section 128	100	Corroding conduit and beam	Electrical
15	Concourses	Section 122	100	Conduit corroding	Electrical
65	Concourses	Section 112	100	Open junction box	Electrical
51	Concourses	Section 104 Marketplace	100	Loose cables	Electrical
15	Concourses	Section 105	100	Conduit corroding	Electrical
22	Concourses	Section 118	100	Corroding junction box	Fire
36	Concourses	Section 114	100	Fire protection horn damaged	Fire
36	Concourses	Section 111	100	Fire protection horn damaged	Fire
5	Concourses	The Legacy Zone - Oneida	100	Brick facade damaged	Masonry
17	Concourses	Section 119/121	100	Metal deck corrosion from 300 level	Metal
17	Concourses	Section 129/127	100	Corroded metal deck	Metal
17	Concourses	Section 129	100	Corroding stairs from 300	Metal
17	Concourses	Section 131	100	Corroded metal pan	Metal
17	Concourses	Section 136	100	Corroding metal deck	Metal
17	Concourses	Section 132 - Fleet Farm Gate mezz walkway deck	100	Corroding metal deck	Metal
17	Concourses	Section 107	100	Corroding metal deck	Metal
73	Concourses	Section 119/121	100	Rusted concourse speaker	Misc
77	Concourses	Section 123/121	100	Speaker obscured by light fixture	Misc
77	Concourses	Section 124/126	100	Speaker obscured by new signage	Misc
20	Concourses	Section 104 Men’s Out	100	Corroding flashing	Painting
66	Concourses	Section 102	100	Paint peeling	Painting
49	Concourses	Section 112	100	Leaking sanitary pipe	Plumbing
28	Concourses	Section 135 Marketplace	100	Deteriorated sealant	Sealant
19	Concourses	Section 128	100	Corroding embeds and conduit - expansion joint in bowl	Sealant
28	Concourses	Section 104 Marketplace	100	Sealant deteriorating on cut joint	Sealant
8	Concourses	Section 131 -135	100	Cable tray leaning	Structural
20	Concourses	Section 314	300	Steel corroding	Corrosion
17	Concourses	Section 348	300	Floor pan corroding	Corrosion

15	Concourses	Section 336	300	Conduit corroding	Electrical
57	Concourses	Section 345	300	Missing dot on "i"	Misc
26	Concourses	Section 305	300	Pipe insulation damaged	Plumbing
58	Concourses	Section 351	300	Missing saddle plate	Plumbing
29	Concourses	Room 415 Entrance	400	Dirty ceiling	Cleaning
21	Concourses	Miller Lite Deck	400	Drain grate corroded	Corrosion
21	Concourses	Miller Lite Deck	400	Floor grate corroded	Corrosion
32	Concourses	Section 492	400	Drywall damage	Finishes
32	Concourses	Section 492	400	Drywall damage	Finishes
85	Concourses	By Room 486	400	Trim piece peeling up	Finishes
75	Concourses	Miller Lite Deck	400	Signage rope broke	Misc
33	Concourses	By Room 486	400	Evidence of moisture	Misc
82	Concourses	Miller Lite Deck	400	Structural steel starting to corrode	Painting
20	Concourses	Room 438S	400	Steel corroding	Painting
66	Concourses	Room 4E04	400	Paint scuff	Painting
66	Concourses	By Room 4037	400	Paint scuff	Painting
32	Concourses	By Johnny Blood Room	400	Drywall seam damage	Painting
32	Concourses	By Room 484	400	Drywall damage	Painting
32	Concourses	By Room 476	400	Drywall cracking	Painting
32	Concourses	By Room 472	400	Drywall cracking	Painting
32	Concourses	By Room 472	400	Drywall tape cracking	Painting
10	Concourses	500 Level near Room 5E15	500	Stained ceiling tile	Finishes
23	Concourses	Club Level Entrance 6060-6000	600	Rust and water staining	Cleaning
17	Concourses	Section 630S	600	Metal pan corrosion	Corrosion
21	Concourses	Section 644S	600	Corroding floor grate and membrane failure	Corrosion
17	Concourses	Section 635S	600	Metal pan corrosion	Corrosion
15	Concourses	Section 641S	600	Conduit corroding	Electrical
32	Concourses	By Suite 6049	600	Drywall damage	Finishes
10	Concourses	By Suite 6023	600	Ceiling tile stained	Finishes
10	Concourses	Section 694	600	Ceiling tile stained	Finishes
32	Concourses	Section 680	600	Drywall damage	Finishes
32	Concourses	Section 676	600	Drywall cracking	Finishes
41	Concourses	Room 6C12	600	Gap in facade	Metal
3	Concourses	Section 642S	600	Bird control falling	Misc
20	Concourses	Section 632S	600	Steel corroding	Painting
17	Concourses	Section 640S	600	Metal pan and steel corrosion	Painting
17	Concourses	Section 642S	600	Metal pan and steel corrosion	Painting
20	Concourses	Section 642S	600	Steel corroding	Painting
20	Concourses	Section 643S	600	Steel corroding	Painting
15	Concourses	Section 641S	600	Junction box and steel corroding	Painting
20	Concourses	Section 642S East End	600	Steel corroded	Painting
53	Concourses	Section 632S	600	Membrane starting to crack	Sealant
28	Concourses	Section 686	600	Sealant cracking	Sealant

2	Concourses	Section 743S/745S	700	Biological growth at flange over order window	Cleaning
30	Concourses	Room 7C03	700	Door frame corroded	Corrosion
20	Concourses	Section 745S Women's Out	700	Corroding metal	Corrosion
21	Concourses	748S Invisalign gate	700	Corroding floor grates	Corrosion
76	Concourses	Room 734S	700	Speaker cord fell	Electrical
66	Concourses	Section 737S Men's	700	Paint peeling at sealant	Painting
66	Concourses	Room 630s-O	700	Paint peeling at sealant	Painting
28	Concourses	Room 7D14	700	Sealant failing	Sealant
3	Concourses	Loading Dock 1	Service	Birds nesting	Cleaning
14	Concourses	Near LC14C	Service	Concrete cracking	Concrete
14	Concourses	By Room LC14D	Service	Concrete cracking	Concrete
65	Electrical	Section 129 Men's Bathroom	100	Open junction box	Electrical
65	Electrical	Room 1E35	100	Open junction box	Electrical
37	Electrical	Room 1E18	100	Firestop missing	Fire
65	Electrical	Room 447S	400	Open junction box	Electrical
15	Electrical	Atrium Roof East	Roof	Conduit corroding	Electrical
40	Electrical	Atrium	Roof	Flex conduit damage	Electrical
20	Exterior	Kwik Trip Gate	100	Gate and fence corroding	Corrosion
20	Exterior	Special Exceptions Gate	100	Gate and fence corroding	Corrosion
20	Exterior	Pro Shop	100	Steel corroding	Corrosion
44	Exterior	Oneida Gate	100	GFI outlet and cover needed	Electrical
39	Exterior	Invisalign Gate	100	Flashing damaged	Envelope
5	Exterior	Kwik Trip Gate	100	Brick flaking	Envelope
28	Exterior	Ticket Office	100	Sealant failing	Sealant
28	Exterior	Bellin Health Gate	100	Sealant failing	Sealant
28	Exterior	Atrium Plaza	100	Sealant failing	Sealant
28	Exterior	Atrium Plaza	100	Sealant failing	Sealant
28	Exterior	Oneida Gate	100	Sealant failing	Sealant
43	Exterior	Farm and Fleet Gate	100	Gate bent	Structural
23	Exterior	Loading Dock	300	Corrosion staining	Corrosion
28	Exterior	Invisalign Gate	400	Sealant failing	Sealant
28	Exterior	Atrium North Mechanical Room	Roof	Sealant failing - panel offsetting	Envelope
28	Exterior	Atrium Mechanical Room South	Roof	Sealant failing	Envelope
42	Exterior	Atrium Roof Mechanical Room South	Roof	Gasket needs reseating	Envelope
42	Exterior	Atrium	Roof	Gasket needs reseating	Envelope
20	Exterior	700 North Wall	Roof	Flashing starting to corrode	Envelope

5	Exterior	Atrium Roof Mechanical Room South	Roof	Damaged brick	Masonry
28	Exterior	Pro Shop	Service	Sealant failing	Sealant
61	Fire	Section 492	400	Missing sprinkler cap	Fire
37	Fire	Room 5E41	500	Firestop missing	Fire
37	Fire	Room 5E03	500	Firestop missing	Fire
37	Fire	Room 6E03	600	Firestop missing	Fire
35	Fire	Freight Elevator	Service	Fire cabinet damaged	Fire
14	Interior	Room 1A11 Electrical	100	Concrete cracking	Concrete
64	Interior	Room 1C00B	100	Mortar cracking	Masonry
45	Interior	Atrium-Plaza Entrance	100	Grout cracking	Masonry
30	Interior	Atrium-Oneida Doors	100	Door mullion damaged	Misc
27	Interior	Section 136 Women's Bathroom	100	Missing sealant	Sealant
28	Interior	Atrium-1919 Entrance	100	Sealant failing	Sealant
17	Interior	Room 131-U	300	Floor pan corroding	Corrosion
30	Interior	Room 3C09	300	Door handle damaged	Finishes
64	Interior	Room 349	300	Mortar cracking	Masonry
64	Interior	Room 318	300	Mortar cracking	Masonry
24	Interior	Room 440S	400	Countertop damaged	Finishes
32	Interior	Suite 4010	400	Drywall damage	Finishes
32	Interior	Suite 4018	400	Drywall water damage	Finishes
32	Interior	Suite 4036	400	Drywall cracking	Finishes
45	Interior	Men's Bathroom by Suite 4050	400	Grout cracking	Finishes
32	Interior	Suite 4024	400	Drywall cracking	Finishes
32	Interior	Suite 4007	400	Drywall cracking	Finishes
48	Interior	400 Level Concierge	400	Laminate peeling	Finishes
30	Interior	Hall by Room 4020	400	Door damage	Finishes
48	Interior	Men's Bathroom by Suite 5045	500	Laminate failing	Finishes
32	Interior	Suite 5063	500	Drywall cracking	Finishes
30	Interior	Room 5K19	500	Door damage	Finishes
10	Interior	Women's Bathroom by Suite 5050	500	Stained ceiling tile	Finishes
11	Interior	Suite 6050	600	Clean sun shade	Cleaning
60	Interior	Suite 6040	600	Missing screw cover	Finishes
48	Interior	Men's Bathroom by Suite 6063	600	Laminate separating	Finishes
32	Interior	600 Level Atrium Elevator Lobby	600	Drywall cracking	Finishes
30	Interior	600 Level by Suite 6003	600	Door damage	Finishes

45	Interior	Section 692 Men's Bathroom	600	Grout cracking	Finishes
9	Interior	Suite 6063	600	Can light rim not flush	Finishes
9	Interior	Suite 6051	600	Can light rim not flush	Finishes
9	Interior	Suite 6043	600	Can light rim not flush	Finishes
48	Interior	Suite 6029	600	LVT peeling up	Finishes
66	Interior	Suite 6008	600	Paint scuff	Painting
54	Interior	Suite 5006	700	Missing cap	Misc
90	Interior	Suite 7020	700	Window gasket dislodged	Misc
32	Interior	South Endzone 800 Vestibule	800	Drywall damage	Finishes
30	Interior	Champions Club 8K1O	800	Door paint scuffed	Painting
10	Interior	American Family Field Lobby	Service	Stained ceiling tile	Finishes
66	Interior	American Family Entrance	Service	Steel paint damaged	Structural
26	Mechanical	700 Level	Roof	Damaged pipe insulation	HVAC
14	Miscellaneous	Section 103 Women's Bathroom	100	Concrete cracking	Concrete
86	Miscellaneous	Section 440s Women’s Bathroom	400	Trip hazard	Misc
89	Miscellaneous	7D05 Storage	700	Water damage	Misc
78	Miscellaneous	600 Level East	Roof	Speaker plate not fully secured	Misc
50	Miscellaneous	600 Level East	Roof	Lightning protection missing	Misc
74	Miscellaneous	700 Level	Roof	Sign falling down	Misc
34	Plumbing	Miller Light Deck Men’s Bathroom	400	Faucet corrosion	Plumbing
83	Plumbing	Suite 4026	400	Toilet tank running	Plumbing
15	Roof	600 Level Northeast	Roof	Conduit corroding and deteriorating	Electrical
25	Roof	700 Concessions	Roof	Cover plate not secured	Electrical
26	Roof	700 Concessions West	Roof	Deteriorated insulation	HVAC
50	Roof	600 Level Northwest	Roof	Lightning protection not connected	Misc
67	Roof	Atrium	Roof	Patch peeling	Roof
27	Roof	Atrium	Roof	Debris and loose fasteners	Roof
53	Roof	Atrium	Roof	Small tear at expansion joint	Roof
69	Roof	Atrium	Roof	Potential leak - sealant failure evidence below	Roof
88	Roof	Atrium	Roof	Walk pad damaged - holding water	Roof
72	Roof	Atrium East	Roof	Roof overboard starting to delaminate	Roof
53	Roof	600 Level Northeast	Roof	Membrane cracking	Roof
68	Roof	600 Level Northeast	Roof	Plate pulling from membrane	Roof
70	Roof	600 Level Northeast	Roof	Railing loose	Roof
53	Roof	600 Level North	Roof	Membrane peeling	Roof
84	Roof	600 Level Northeast	Roof	Track pad cut and holding water	Roof

28	Roof	700 Concessions	Roof	Sealant failing	Roof
31	Roof	700 Concessions North	Roof	Roof drain not secured	Roof
30	Roof	Stair Z	Roof	Door hatch broken	Roof
31	Roof	700 Concessions West	Roof	Drain not connected	Roof
38	Roof	700 Level	Roof	Firework debris melted to membrane	Roof
50	Roof	700 Level	Roof	Lightning protection missing	Roof
87	Roof	600 Level North	Roof	Unsealed holes in parapet	Roof
88	Roof	600 Level Northwest	Roof	Water trapped under traction pad	Roof
27	Roof	600 Level Northwest	Roof	Missing sealant and open seam	Roof
42	Roof	South Endzone Roof	Roof	Gasket failing	Sealant
28	Roof	Atrium Roof Mechanical Room South	Roof	Sealant failing	Sealant
27	Roof	600 Level East	Roof	Failing sealant	Sealant
2	Roof	Loading Dock	Service	Plant growing	Misc
14	Site	Loading Dock	Service	Concrete cracking and spalling	Concrete
14	Site	Harlan Plaza	Service	Concrete spalling	Concrete
1	Site	Visiting Team Gate	Site	Asphalt cracking	Asphalt
1	Site	Lot 7	Site	Asphalt cracking	Asphalt
1	Site	Lot 7	Site	Asphalt cracking	Asphalt
1	Site	Lot 7	Site	Asphalt cracking	Asphalt
1	Site	Lot 7	Site	Asphalt cracking	Asphalt
1	Site	Lot 6	Site	Asphalt cracking	Asphalt
1	Site	Lot 5	Site	Asphalt cracking	Asphalt
1	Site	Lot 5	Site	Asphalt settling	Asphalt
1	Site	Lot 3	Site	Asphalt cracking	Asphalt
1	Site	Lot 3	Site	Asphalt cracking	Asphalt
1	Site	Lot 1	Site	Asphalt damaged	Asphalt
1	Site	Lot 1	Site	Asphalt cracking	Asphalt
1	Site	Lot 1	Site	Asphalt damaged	Asphalt
1	Site	Lot 1	Site	Asphalt cracking	Asphalt
1	Site	Lot 1	Site	Asphalt cracking	Asphalt
1	Site	Lot 3	Site	Asphalt cracking	Asphalt
1	Site	Lot 3	Site	Asphalt cracking	Asphalt
14	Site	Lot 7	Site	Concrete spalling	Concrete
14	Site	Lot 5	Site	Concrete spalling	Concrete
14	Site	Atrium Plaza	Site	Concrete cracking	Concrete
14	Site	Atrium Plaza	Site	Concrete cracking	Concrete
14	Site	Lot 3	Site	Concrete cracking	Concrete
14	Site	Harlan Plaza Stair	Site	Concrete cracking	Concrete
14	Site	Harlan Plaza	Site	Concrete cracking	Concrete
14	Site	Harlan Plaza	Site	Concrete cracking	Concrete
14	Site	Harlan Plaza Ramp	Site	Concrete cracking	Concrete
14	Site	Lot 1	Site	Concrete curb spalling	Concrete
14	Site	Tailgate Village Plaza	Site	Concrete cracking	Concrete

14	Site	Tailgate Village Plaza	Site	Concrete cracking and failing sealant	Concrete
14	Site	Tailgate Village Ramp	Site	Concrete cracking	Concrete
14	Site	Tailgate Village Plaza	Site	Concrete spalling	Concrete
45	Site	Lot 3	Site	Grout chipped and missing	Concrete
45	Site	Lot 3	Site	Grout chipping	Concrete
45	Site	Lot 3	Site	Grout chipped and missing	Concrete
45	Site	Lot 3	Site	Grout missing	Concrete
45	Site	Lot 3	Site	Grout chipping	Concrete
6	Site	Harlan Plaza	Site	Concrete settling - trip hazard	Concrete
14	Site	Harlan Plaza	Site	Cracking and concrete starting to spall	Concrete
14	Site	Kwik Trip Gate	Site	Concrete spalling	Concrete
14	Site	Lot 1	Site	Concrete spalling	Concrete
14	Site	Lot 1	Site	Concrete cracking	Concrete
13	Site	Lot 1	Site	Concrete bollard cracking	Concrete
14	Site	Lot 1	Site	Concrete cracking	Concrete
14	Site	Lot 1	Site	Concrete cracking	Concrete
13	Site	Lot 1	Site	Concrete bollard spalling	Concrete
14	Site	Tailgate Village Plaza	Site	Concrete cracking	Concrete
14	Site	Tailgate Village Plaza	Site	Concrete spalling	Concrete
14	Site	Tailgate Village Plaza	Site	Concrete cracking	Concrete
14	Site	Tailgate Village Plaza	Site	Concrete spalling	Concrete
14	Site	Tailgate Village Plaza	Site	Concrete spalling	Concrete
14	Site	Lot 3	Site	Concrete cracking	Concrete
13	Site	Lot 4	Site	Concrete bollard cracking	Concrete
13	Site	Lot 4	Site	Concrete bollard cracking	Concrete
14	Site	Lot 4	Site	Concrete signage base cracking	Concrete
14	Site	Harlan Plaza	Site	Concrete cracking	Concrete
14	Site	Lot 4	Site	Concrete spalling	Concrete
14	Site	Pro Shop Entrance	Site	Concrete cracking	Concrete
14	Site	Pro Shop Entrance	Site	Concrete cracking	Concrete
20	Site	Lot 7	Site	Steel corroding	Corrosion
20	Site	Lot 7	Site	Steel corroding	Corrosion
20	Site	Lot 6	Site	Metal corroding	Corrosion
20	Site	Lot 6	Site	Metal corroding	Corrosion
20	Site	Lot 6	Site	Metal corroding	Corrosion
20	Site	Atrium Drive	Site	Metal corroding	Corrosion
20	Site	Atrium Drive	Site	Metal corroding	Corrosion
20	Site	Lot 5	Site	Guardrail corrosion	Corrosion
20	Site	Tailgate Village	Site	Steel corroding	Corrosion
20	Site	Lot 1	Site	Pole base corrosion	Corrosion
80	Site	Lot 5	Site	Sticker	Finishes
80	Site	Atrium Drive	Site	Sticker	Finishes
64	Site	Harlan Plaza Ramp	Site	Mortar failing	Masonry
6	Site	Harlan Plaza	Site	Bricks settling	Masonry
6	Site	Harlan Plaza	Site	Brick settling - trip hazard	Masonry
81	Site	Harlan Plaza Ramp	Site	Stone displaced and sealant failing	Masonry

81	Site	Harlan Plaza Ramp	Site	Stone displaced and sealant failing	Masonry
81	Site	Harlan Plaza Ramp	Site	Stone displaced and sealant missing	Masonry
79	Site	Lot 4	Site	Split tube on barrier	Metal
20	Site	Lot 4	Site	Corrosion and tube starting to split	Metal
19	Site	Harlan Plaza Stair	Site	Corroding brackets	Metal
71	Site	Atrium Drive	Site	Riser ring deterioration	Misc
80	Site	Lot 1	Site	Sticker on light pole	Misc
4	Site	Lot 1	Site	Bolt nut backing off	Misc
4	Site	Lot 1	Site	Bolt nut backing off	Misc
4	Site	Lot 1	Site	Bolt sheared and nut backing off barrier	Misc
80	Site	Lot 3	Site	Sticker on light pole	Misc
4	Site	Lot 3	Site	Bolt nut backing off	Misc
80	Site	Tailgate Village Plaza	Site	Sticker	Misc
80	Site	Tailgate Village Plaza	Site	Sticker	Misc
66	Site	Loading Dock	Site	Paint peeling	Painting
66	Site	Visiting Team Gate	Site	Paint peeling	Painting
66	Site	Lot 5	Site	Paint peeling	Painting
66	Site	Lot 1	Site	Paint peeling	Painting
66	Site	Lot 1	Site	Paint peeling	Painting
20	Site	Lot1	Site	Corrosion on sign legs	Painting
66	Site	Lot1	Site	Paint peeling on barrier	Painting
20	Site	Lot 1	Site	Corrosion at base of gate arm post	Painting
18	Site	Lot1/Armed Forces Dr	Site	Corroding bollards and sealant deteriorating	Painting
20	Site	Tailgate Village Plaza	Site	Corrosion and failing sealant	Painting
66	Site	Lot 3	Site	Paint starting to peel	Painting
66	Site	Lot 1	Site	Paint peeling	Painting
66	Site	Lot 1	Site	Paint damage	Painting
52	Site	Lot 1	Site	Lot striping fading	Painting
66	Site	Lot 1	Site	Paint peeling	Painting
66	Site	Lot 1	Site	Paint peeling	Painting
28	Site	Harlan Plaza Ramp	Site	Sealant failing	Sealant
28	Site	Tailgate village Plaza	Site	Sealant failing	Sealant
28	Site	Tailgate Village Plaza	Site	Sealant failing	Sealant
28	Site	Tailgate Village Plaza	Site	Sealant failing	Sealant
27	Site	Tailgate Village Plaza	Site	Missing sealant	Sealant
28	Site	Harlan Plaza	Site	Sealant failing	Sealant
28	Site	Harlan Plaza / Pro Shop	Site	Sealant deteriorating	Sealant
28	Site	Leap Wall - Pro Shop	Site	Sealant deteriorating	Sealant
28	Site	Harlan Plaza	Site	Sealant failing	Sealant
28	Site	Harlan Plaza Ramp	Site	Sealant failing	Sealant
28	Site	Tailgate Village Plaza	Site	Sealant failing	Sealant
28	Site	Tailgate Village Plaza	Site	Sealant failing	Sealant
28	Site	Tailgate Village Plaza	Site	Sealant failing	Sealant
28	Site	Tailgate Village Plaza	Site	Sealant failing	Sealant

47	Vertical	Oneida Ramp	100	Handrail corroding	Corrosion
20	Vertical	Oneida Ramp	100	Steel corroding	Corrosion
47	Vertical	Oneida Ramp	100	Handrail corroding	Corrosion
14	Vertical	Oneida Ramp	300	Concrete cracking	Concrete
14	Vertical	Section 318	300	Concrete cracking	Concrete
14	Vertical	Section 334	300	Concrete cracking	Concrete
32	Vertical	Stair B	300	Drywall cracking	Finishes
32	Vertical	Stair L	400	Drywall cracking	Finishes
28	Vertical	Stair H	400	Sealant failing	Sealant
30	Vertical	Stair W-Floor 6	600	Door does not close automatically	Misc
14	Vertical	Oneida Ramp	Ramp	Concrete cracking	Concrete

Appendix H – 2

2023 Facility / Site Observation Table

Corrected items noted.

2023
FACILITY / SITE OBSERVATIONS

Item	Category	Description	Adressed
1	Bowl and Seating	Pipe cap broken	Yes
2	Bowl and Seating	Unistrut corroding	Yes
3	Bowl and Seating	Vegetation growing	Yes
4	Bowl and Seating	Bracket broken	Yes
5	Bowl and Seating	Conduit cooroding	Yes
6	Bowl and Seating	Sealant failing	Yes
7	Bowl and Seating	Pad bent	Yes
8	Bowl and Seating	Corrosion staining	Yes
9	Bowl and Seating	Bleacher support corroding	On Going
10	Bowl and Seating	Sticker	Yes
11	Bowl and Seating	Offset/bent bleacher seats	Yes
12	Bowl and Seating	Handrail and base corrosion	On Going
13	Bowl and Seating	Missing section signage	Yes
14	Bowl and Seating	Peeling section signage	Yes
15	Bowl and Seating	Seat support corroding	Yes
16	Bowl and Seating	Railing loose	Yes
17	Bowl and Seating	Paint peeling/cracking or bubbling	Yes
18	Bowl and Seating	Damaged cupholder	Yes
19	Bowl and Seating	Bent bleacher end cap	Yes
20	Bowl and Seating	Bleachers corroding	Yes
21	Bowl and Seating	Corroding bolt	Yes
22	Bowl and Seating	Water pooling on concrete	Yes
23	Bowl and Seating	Detaching bolt on handrail	Yes
24	Bowl and Seating	Exposed expansion joint	Yes
25	Bowl and Seating	Concrete cracking	Yes
26	Bowl and Seating	Open box under seat	Yes
27	Bowl and Seating	Expansion joint bubling	Yes
28	Bowl and Seating	Block cracking	Yes
29	Concourses	Damaged insulation	Yes
30	Concourses	Missing firestopping	Yes
31	Concourses	Missing saddle plates	Yes
32	Concourses	Loose wires	Yes
33	Concourses	Bird's nest	Yes
34	Concourses	Damaged cable tray	Yes
35	Concourses	Floor pan corroding	On Going
36	Concourses	Speaker corroding	Yes
37	Concourses	Flashing corroding	Yes
38	Concourses	Precast concrete spalling	Yes
39	Concourses	Door sweep damaged	Yes
40	Concourses	Structural steel corrosion	On Going
41	Concourses	Missing room number	Yes
42	Concourses	Door sweep damaged	Yes
43	Concourses	Gap in expansion joint cover	Yes
44	Concourses	Stained ceiling tile	Yes
45	Concourses	Missing seat number	Yes
46	Concourses	Water damage on interior window sill	Yes
47	Concourses	Drywall cracking	Yes
48	Concourses	Corroding metal on concrete column	Yes
49	Concourses	Corroding metal drains	Yes
50	Concourses	Corroding overhead door	Yes
51	Concourses	Corroding door hardware	Yes

2023
FACILITY / SITE OBSERVATIONS

Item	Category	Description	Adressed
52	Concourses	Precast concrete cracking	Yes
53	Concessions	Wallpaper damage	Yes
54	Concessions	Electrical cover missing	Yes
55	Concessions	Room number missing	Yes
56	Concessions	Sink improperly draining	Yes
57	Concessions	Mop sink cracked	Yes
58	Concessions	Metal concession counter dented	Yes
59	Concessions	No water from sink	Yes
60	Concessions	Ceiling tile/frame damage	Yes
61	Concessions	Countertop damage	Yes
62	Interior and Finishes	Hinge corroding	Yes
63	Interior and Finishes	Sagging drop ceiling grid	Yes
64	Interior and Finishes	Mortar cracking	Yes
65	Interior and Finishes	Door won't close automatically	Yes
66	Interior and Finishes	Window frame seal failing	Yes
67	Interior and Finishes	Table leg base damaged	Yes
68	Interior and Finishes	Chair seat doesn't automatically close	Yes
69	Interior and Finishes	Heater cover disloged	Yes
70	Interior and Finishes	Veneer damage	Yes
71	Interior and Finishes	Floor tile damaged	Yes
72	Interior and Finishes	Dirty	Yes
73	Interior and Finishes	Pipe corrosion	Yes
74	Interior and Finishes	Coat hook separating from door	Yes
75	Interior and Finishes	Bathroom stall damaged	Yes
76	Interior and Finishes	Diaper station strap caught	Yes
77	Interior and Finishes	Metal stalled corrosion	Yes
78	Interior and Finishes	Metal door frame corrosion	Yes
79	Interior and Finishes	Paint missing	Yes
80	Interior and Finishes	Dim light	Yes
81	Interior and Finishes	Toilet seat broken	Yes
82	Interior and Finishes	Staining on wall suspected from above pipe	Yes
83	Interior and Finishes	Trench drain corroding	Yes
84	Interior and Finishes	Tile damage	Yes
85	Interior and Finishes	Incorrect sealant	Yes
86	Exterior Walls	Window seal broken	Yes
87	Exterior Walls	Efflorescence/staining	Yes
88	Exterior Walls	Exterior speaker corrosion	Yes
89	Exterior Walls	Broken/corroding door sweeps	Yes
90	Exterior Walls	Cracked/deteriorating mortar	Yes
91	Exterior Walls	Fixture loose	Yes
92	Exterior Walls	Deteriorated threshold	Yes
93	Exterior Walls	Light bulb discolored	Yes
94	Exterior Walls	Mullions shifting/misaligned	Yes
95	Roof	Loose/backing out fastener	Yes
96	Roof	Debris around drain cage	Yes
97	Roof	Improper finish detail	Yes
98	Roof	Standing water	Yes
99	Roof	Membrane wrinkled, not adhered	Yes
100	Roof	Liebert unit loud fan	Yes
101	Roof	Water under pad	Yes
102	Roof	Flex conduit deterioration	Yes
103	Roof	Failing patch	Yes

2023
FACILITY / SITE OBSERVATIONS

Item	Category	Description	Adressed
104	Roof	Cover board delamination	Yes
105	Roof	Lightning protection damaged	Yes
106	Roof	Traffic membrane lifting	Yes
107	Roof	Loud door closer	Yes
108	Roof	Expansion joint damage	Yes
109	Roof	Electric outlet box doesn't close	Yes
110	Electrical	Conduit cap missing	Yes
111	Electrical	Open conduit	Yes
112	Electrical	Exposed wires	Yes
113	Plumbing	Faucet leaking	Yes
114	Site	Cracking/damaged concrete curb	Yes
115	Site	Asphalt cracking	Yes
116	Site	Bollard damaged	Yes
117	Site	Light pole base damaged	Yes
118	Site	Asphalt raveling	Yes
119	Site	Trip hazard	Yes
120	Site	Statue base cracking	Yes
121	Site	Damaged vestibule matting	Yes
122	Site	Traction coat peeling	Yes
123	Site	Trim gasket dislidged	Yes

Appendix I

Site Observation Report

Photo pages are divided into two sections of highlighted and typical observations. Highlighted observations are items that are a higher priority or occur in several locations. Typical observations include other items noted in **Appendix H** with isolated occurrences. Photo pages do not contain all photos taken. All photos are provided in digital form with printed report.

Bowl and Seating

600 Level-Section 643S

Miscellaneous

Item Description

Sticker



Bowl and Seating

600 Level-Section 641S

Corrosion

Item Description

Floor pan corroding



Bowl and Seating

700 Level-Section 743S West End

Sealant

Item Description

Sealant missing



Bowl and Seating

700 Level-Section 735S East End

Painting

Item Description

Paint starting to fade



Bowl and Seating

400 Level-Section 432S
Row 2 Seat 7
Miscellaneous

Item Description
Broken cup holder



Bowl and Seating

600 Level-Section 672
Finishes

Item Description
Missing trim piece



Bowl and Seating

300 Level-Section 349

Corrosion

Item Description

Handrail corroding



Bowl and Seating

300 Level-Section 305

Corrosion

Item Description

Handrail corroding



Bowl and Seating

300 Level-Section 307

Miscellaneous

Item Description

Missing screw



Bowl and Seating

300 Level-Section 303

Miscellaneous

Item Description

Missing screw



Bowl and Seating

300 Level-Section 304

Painting

Item Description

Paint peeling



Bowl and Seating

300 Level-Section 310

Miscellaneous

Item Description

Missing cover plate



Bowl and Seating

400 Level-Section 433

Corrosion

Item Description

Handrail corroding



Bowl and Seating

400 Level-Section 429

Miscellaneous

Item Description

Missing cupholder



Bowl and Seating

400 Level-Section 419

Corrosion

Item Description

Handrail corroding



Bowl and Seating

400 Level-Section 419

Miscellaneous

Item Description

Sticker



Bowl and Seating

400 Level-Section 407

Corrosion

Item Description

Handrail corroding



Bowl and Seating

400 Level-Section 403

Corrosion

Item Description

Handrail corroding



Bowl and Seating

300 Level-Section 107

Corrosion

Item Description

Electrical box corroding



Bowl and Seating

300 Level-Section 131

Corrosion

Item Description

Handrail corroding



Bowl and Seating

600 Level-Section 630S

Miscellaneous

Item Description

Missing cupholder



Bowl and Seating

700 Level-Section 734S

Miscellaneous

Item Description

Sticker



Bowl and Seating

700 Level-Section 732S

Miscellaneous

Item Description

Sticker



Bowl and Seating

100 Level-Section 119

Miscellaneous

Item Description

Sticker



Concessions

100 Level-Atrium Meat Packing

Finishes

Item Description

Ceiling tile melting



Concessions

100 Level-Room 121-I

Finishes

Item Description

Laminate missing



Concessions

100 Level-Room 131-I
Plumbing

Item Description
Mop sink cracked



Concessions

100 Level-Room 131-I
Plumbing

Item Description
Hand sink lose



Concessions

100 Level-Room 131-I

Finishes

Item Description

Ceiling tile damage



Concessions

100 Level-Room 131-I

Corrosion

Item Description

Metal corroding



Concessions

100 Level-Room 132-I
Sealant

Item Description
Sealant failing



Concessions

100 Level-Room 132-I
Plumbing

Item Description
Mop sink cracked



Concessions

100 Level-Room 122-I

Concrete

Item Description

Concrete spalling



Concessions

100 Level-Room 120-I

Plumbing

Item Description

Mop sink cracked



Concessions

100 Level-Room 118-I

Plumbing

Item Description

Mop sink cracked



Concessions

100 Level-Room 118-I

Concrete

Item Description

Concrete damage



Concessions

100 Level-Room 118-I

Finishes

Item Description

Laminate missing



Concessions

100 Level-Room 116-I

Plumbing

Item Description

Mop sink cracked



Concessions

100 Level-Room 116-I

Sealant

Item Description

Sealant failing



Concessions

100 Level-Room 105-I

Masonry

Item Description

Mortar cracking



Concessions

100 Level-Room 115-I

Concrete

Item Description

Concrete block cracking



Concessions

100 Level-Room 115-I

Sealant

Item Description

Sealant missing



Concessions

100 Level-Room 115-I

Painting

Item Description

Painting fading



Concessions

100 Level-Room 117-I

Finishes

Item Description

Ceiling tile damage



Concessions

700 Level-Room 743S-I

Concrete

Item Description

Concrete broken



Concessions

700 Level-Room 742S-I

Sealant

Item Description

Sealant failing



Concessions

700 Level-Room 736S-1
Miscellaneous

Item Description
Water damage



Concessions

Service Level-Section 125/127
Sealant

Item Description
Deteriorating sealant by expansion joint



Concourses

100 Level-Section 109
Concrete

Item Description
Concrete spalling



Concourses

100 Level-The Legacy Zone - Oneida
Masonry

Item Description
Brick facade damaged



Concourses

100 Level-Section 119/121

Miscellaneous

Item Description

Rusted concourse speaker



Concourses

100 Level-Section 119/121

Metal

Item Description

Metal deck corrosion from 300 level



Concourses

100 Level-Section 123/121
Miscellaneous

Item Description

Speaker obscured by light fixture



Concourses

100 Level-Section
129/127 Vomitory
Concrete

Item Description

Spalled concrete patch by embed bracket



Concourses

100 Level-Section 129/127

Metal

Item Description

Corroded metal deck



Concourses

100 Level-Section 129

Metal

Item Description

Corroding stairs from 300



Concourses

100 Level-Section 131
Metal

Item Description
Corroded metal pan



Concourses

100 Level-Section 135
Marketplace
Sealant

Item Description
Deteriorated sealant



Concourses

100 Level-Section 131 - 135

Structural/Steel

Item Description

Cable tray leaning



Concourses

100 Level-Section 136

Metal

Item Description

Corroding metal deck



Concourses

100 Level-Section 134
Concrete

Item Description
Control joint raveling



Concourses

100 Level-Section 132 -
Fleet Farm Gate Mezz
Metal

Item Description
Corroding metal deck



Concourses

100 Level-Section 128

Electrical

Item Description

Corroding conduit and beam



Concourses

100 Level-Section 128

Sealant

Item Description

Corroding embeds and conduit - expansion joint in bowl



Concourses

100 Level-Section 124/126

Miscellaneous

Item Description

Speaker obscured by new signage



Concourses

100 Level-Section 122

Electrical

Item Description

Corroding conduit



Concourses

100 Level-Section 118

Fire Protection

Item Description

Corroding junction box



Concourses

100 Level-Section 114

Fire Protection

Item Description

Fire protection horn damaged



Concourses

100 Level-Section 112

Electrical

Item Description

Open junction box



Concourses

100 Level-Section 112

Plumbing

Item Description

Leaking sanitary pipe



Concourses

100 Level-Section 110
Concrete

Item Description

Concrete spalling



Concourses

100 Level-Section 104
Marketplace
Sealant

Item Description

Sealant deteriorating on cut joint



Concourses

100 Level-Section 104
Marketplace
Electrical

Item Description
Loose cables



Concourses

100 Level-Section 104 Men's Out
Painting

Item Description
Corroding flashing



Concourses

100 Level-Section 102

Painting

Item Description

Paint peeling



Concourses

100 Level-Section 105

Electrical

Item Description

Corroding conduit



Concourses

100 Level-Section 107

Metal

Item Description

Corroding metal deck



Concourses

100 Level-Section 111

Fire Protection

Item Description

Fire suppression horn damaged



Concourses

700 Level-Section 737S
Men's
Painting

Item Description

Paint peeling at sealant



Concourses

700 Level-Room 7C03
Corrosion

Item Description

Door frame corroded



Concourses

700 Level-Section 743S/745S
Cleaning

Item Description

Biological growth at flange over order window



Concourses

700 Level-Section 745S
Women's Out
Corrosion

Item Description

Corroding metal



Concourses

700 Level-748S Invisalign gate

Corrosion

Item Description

Corroding floor grates



Concourses

700 Level-Room 630s-O

Painting

Item Description

Paint peeling at sealant



Concourses

700 Level-Room 7D14

Sealant

Item Description

Sealant failing



Concourses

700 Level-Room 734S

Electrical

Item Description

Speaker cord fell



Concourses

600 Level-Club Level
Entrance 6060-6000
Cleaning

Item Description

Rust and water staining



Concourses

600 Level-Section 630S
Corrosion

Item Description

Metal pan corrosion



Concourses

600 Level-Section 632S

Painting

Item Description

Steel corroding



Concourses

600 Level-Section 632S

Sealant

Item Description

Membrane starting to crack



Concourses

600 Level-Section 640S

Painting

Item Description

Metal pan and steel corrosion



Concourses

600 Level-Section 642S

Painting

Item Description

Metal pan and steel corrosion



Concourses

600 Level-Section 642S

Painting

Item Description

Steel corroding



Concourses

600 Level-Section 642S

Miscellaneous

Item Description

Bird control falling



Concourses

600 Level-Section 644S

Corrosion

Item Description

Corroding floor grate and membrane failure



Concourses

600 Level-Section 643S

Painting

Item Description

Steel corroding



Concourses

600 Level-Section 641S

Electrical

Item Description

Corroding conduit



Concourses

600 Level-Section 641S

Painting

Item Description

Junction box and steel corroding



Concourses

600 Level-Section 635S

Corrosion

Item Description

Metal pan corrosion



Concourses

600 Level-Room 6C12

Metal

Item Description

Gap in facade



Concourses

400 Level-Miller Lite Deck

Miscellaneous

Item Description

Signage rope broke



Concourses

400 Level-Miller Lite Deck

Painting

Item Description

Structural steel starting to corrode



Concourses

400 Level-Miller Lite Deck

Corrosion

Item Description

Drain grate corroded



Concourses

400 Level-Miller Lite Deck

Corrosion

Item Description

Floor grate corroded



Concourses

600 Level-Section 642S
East End
Painting

Item Description
Steel corroded



Concourses

400 Level-Room 438S
Painting

Item Description
Steel corroding



Concourses

600 Level-By Suite 6049

Finishes

Item Description

Drywall damage



Concourses

600 Level-By Suite 6023

Finishes

Item Description

Ceiling tile stained



Concourses

600 Level-Section 694

Finishes

Item Description

Ceiling tile stained



Concourses

600 Level-Section 686

Sealant

Item Description

Sealant cracking



Concourses

600 Level-Section 680

Finishes

Item Description

Drywall damage



Concourses

600 Level-Section 676

Finishes

Item Description

Drywall cracking



Concourses

400 Level-Section 492

Finishes

Item Description

Drywall damage



Concourses

400 Level-Section 492

Finishes

Item Description

Drywall damage



Concourses

400 Level-Room 4E04

Painting

Item Description

Paint scuff



Concourses

400 Level-By Room 4037

Painting

Item Description

Paint scuff



Concourses

400 Level-Room 415 Entrance
Cleaning

Item Description
Dirty ceiling



Concourses

400 Level-By Johnny Blood Room
Painting

Item Description
Drywall seam damage



Concourses

400 Level-By Room 486

Finishes

Item Description

Trim piece peeling up



Concourses

400 Level-By Room 486

Miscellaneous

Item Description

Evidence of moisture



Concourses

400 Level-By Room 484

Painting

Item Description

Drywall damage



Concourses

400 Level-By Room 476

Painting

Item Description

Drywall cracking



Concourses

400 Level-By Room 472

Painting

Item Description

Drywall cracking



Concourses

400 Level-By Room 472

Painting

Item Description

Drywall tape cracking



Concourses

300 Level-Section 305

Plumbing

Item Description

Pipe insulation damaged



Concourses

300 Level-Section 314

Corrosion

Item Description

Steel corroding



Concourses

300 Level-Section 336

Electrical

Item Description

Conduit corroding



Concourses

300 Level-Section 348

Corrosion

Item Description

Floor pan corroding



Concourses

300 Level-Section 351

Plumbing

Item Description

Missing saddle plate



Concourses

300 Level-Section 345

Miscellaneous

Item Description

Missing dot on "i"



Concourses

500 Level-500 Level near Room 5E15

Finishes

Item Description

Stained ceiling tile



Concourses

Service Level-Near LC14C

Concrete

Item Description

Concrete cracking



Concourses

Service Level-By Room
LC14D
Concrete

Item Description
Concrete cracking



Concourses

Service Level-Loading Dock 1
Cleaning

Item Description
Birds nesting



Electrical

100 Level-Section 129
Men's Bathroom
Electrical

Item Description

Open junction box



Electrical

100 Level-Room 1E18
Fire Protection

Item Description

Fire stopping missing



Electrical

100 Level-Room 1E35

Electrical

Item Description

Open junction box



Electrical

400 Level-Room 447S

Electrical

Item Description

Open junction box



Electrical

Roof-Atrium Roof East

Electrical

Item Description

Conduit corroding



Electrical

Roof-Atrium

Electrical

Item Description

Flex conduit damage



Exterior Walls

100 Level-Ticket Office

Sealant

Item Description

Sealant failing



Exterior Walls

300 Level-Loading Dock

Corrosion

Item Description

Corrosion staining



Exterior Walls

400 Level-Invisalign Gate
Sealant

Item Description
Sealant failing



Exterior Walls

100 Level-Invisalign Gate
Building Envelope

Item Description
Flashing damaged



Exterior Walls

100 Level-Farm and Fleet Gate

Structural/Steel

Item Description

Gate bent



Exterior Walls

100 Level-Kwik Trip Gate

Building Envelope

Item Description

Brick flaking



Exterior Walls

100 Level-Kwik Trip Gate

Corrosion

Item Description

Gate and fence corroding



Exterior Walls

100 Level-Bellin Health Gate

Sealant

Item Description

Sealant failing



Exterior Walls

100 Level-Atrium Plaza
Sealant

Item Description
Sealant failing



Exterior Walls

100 Level-Atrium Plaza
Sealant

Item Description
Sealant failing



Exterior Walls

100 Level-Special Exceptions Gate

Corrosion

Item Description

Gate and fence corroding



Exterior Walls

100 Level-Pro Shop

Corrosion

Item Description

Steel corroding



Exterior Walls

100 Level-Oneida Gate

Sealant

Item Description

Sealant failing



Exterior Walls

100 Level-Oneida Gate

Electrical

Item Description

GFI outlet and cover needed



Exterior Walls

Roof-Atrium North
Mechanical Room
Building Envelope

Item Description

Sealant failing - panel offsetting



Exterior Walls

Roof-Atrium Mechanical Room South
Building Envelope

Item Description

Sealant failing



Exterior Walls

Roof-Atrium Roof
Mechanical Room South
Masonry

Item Description

Damaged brick



Exterior Walls

Roof-Atrium Roof Mechanical Room South
Building Envelope

Item Description

Gasket needs reseating



Exterior Walls

Roof-Atrium

Building Envelope

Item Description

Gasket needs reseating



Exterior Walls

Roof-700 North Wall

Building Envelope

Item Description

Flashing starting to corrode



Exterior Walls

Service Level-Pro Shop

Sealant

Item Description

Sealant failing



Fire Protection

600 Level-Room 6E03

Fire Protection

Item Description

Firestop missing



Fire Protection

400 Level-Section 492

Fire Protection

Item Description

Missing sprinkler cap



Fire Protection

500 Level-Room 5E41

Fire Protection

Item Description

Firestop missing



Fire Protection

500 Level-Room 5E03
Fire Protection

Item Description
Firestop missing



Fire Protection

Service Level-Freight Elevator
Fire Protection

Item Description
Fire cabinet damaged



Interior Finishes

100 Level-Section 136
Women's Bathroom
Sealant

Item Description
Missing sealant



Interior Finishes

100 Level-Room 1C00B
Masonry

Item Description
Mortar cracking



Interior Finishes

800 Level-South Endzone
800 Vestibule
Finishes

Item Description

Drywall damage



Interior Finishes

400 Level-Room 440S
Finishes

Item Description

Countertop damaged



Interior Finishes

100 Level-Room 1A11
Electrical
Concrete

Item Description

Concrete cracking



Interior Finishes

800 Level-Champions Club 8K1O

Painting

Item Description

Door paint scuffed



Interior Finishes

600 Level-Suite 6040

Finishes

Item Description

Missing screw cover



Interior Finishes

600 Level-Suite 6050
Cleaning

Item Description
Clean sun shade



Interior Finishes

600 Level-Men's
Bathroom by Suite 6063
Finishes

Item Description
Laminate separating



Interior Finishes

600 Level-600 Level
Atrium Elevator Lobby
Finishes

Item Description

Drywall cracking



Interior Finishes

600 Level-600 Level by Suite 6003
Finishes

Item Description

Door damage



Interior Finishes

600 Level-Section 692
Men's Bathroom
Finishes

Item Description
Grout cracking



Interior Finishes

400 Level-Suite 4010
Finishes

Item Description
Drywall damage



Interior Finishes

400 Level-Suite 4018

Finishes

Item Description

Drywall water damage



Interior Finishes

400 Level-Suite 4036

Finishes

Item Description

Drywall cracking



Interior Finishes

400 Level-Men's
Bathroom by Suite 4050
Finishes

Item Description
Grout cracking



Interior Finishes

400 Level-Suite 4024
Finishes

Item Description
Drywall cracking



Interior Finishes

400 Level-Suite 4007

Finishes

Item Description

Drywall cracking



Interior Finishes

600 Level-Suite 6008

Painting

Item Description

Paint scuff



Interior Finishes

600 Level-Suite 6063
Finishes

Item Description
Can light rim not flush



Interior Finishes

600 Level-Suite 6051
Finishes

Item Description
Can light rim not flush



Interior Finishes

600 Level-Suite 6043

Finishes

Item Description

Can light rim not flush



Interior Finishes

600 Level-Suite 6029

Finishes

Item Description

LVT peeling up



Interior Finishes

400 Level-400 Level Concierge
Finishes

Item Description
Laminate peeling



Interior Finishes

400 Level-Hall by Room 4020
Finishes

Item Description
Door damage



Interior Finishes

300 Level-Room 131-U

Corrosion

Item Description

Floor pan corroding



Interior Finishes

300 Level-Room 3C09

Finishes

Item Description

Door handle damaged



Interior Finishes

300 Level-Room 349

Masonry

Item Description

Mortar cracking



Interior Finishes

300 Level-Room 318

Masonry

Item Description

Mortar cracking



Interior Finishes

500 Level-Men's
Bathroom by Suite 5045
Finishes

Item Description

Laminate failing



Interior Finishes

500 Level-Suite 5063
Finishes

Item Description

Drywall cracking



Interior Finishes

500 Level-Room 5K19
Finishes

Item Description
Door damage



Interior Finishes

500 Level-Women's Bathroom by Suite 5050
Finishes

Item Description
Stained ceiling tile



Interior Finishes

700 Level-Suite 5006

Miscellaneous

Item Description

Missing cap



Interior Finishes

700 Level-Suite 7020

Miscellaneous

Item Description

Window gasket dislodged



Interior Finishes

100 Level-Atrium-Oneida Doors

Miscellaneous

Item Description

Door mullion damaged



Interior Finishes

Service Level-American Family Field Lobby

Finishes

Item Description

Stained ceiling tile



Interior Finishes

Service Level-American Family Entrance

Structural/Steel

Item Description

Steel paint damaged



Interior Finishes

100 Level-Atrium-1919 Entrance

Sealant

Item Description

Sealant failing



Interior Finishes

100 Level-Atrium-Plaza Entrance

Masonry

Item Description

Grout cracking



Mechanical

Roof-700 Level

HVAC

Item Description

Damaged pipe insulation



Miscellaneous

100 Level-Section 103
Women's Bathroom
Concrete

Item Description

Concrete cracking



Miscellaneous

700 Level-7D05 Storage
Miscellaneous

Item Description

Water damage



Miscellaneous

400 Level-Section 440s
Women's Bathroom
Miscellaneous

Item Description

Trip hazard



Miscellaneous

Roof-600 Level East
Miscellaneous

Item Description

Speaker plate not fully secured



Miscellaneous

Roof-600 Level East

Miscellaneous

Item Description

Lightning protection missing



Miscellaneous

Roof-700 Level

Miscellaneous

Item Description

Sign falling down



Plumbing

400 Level-Miller Light Deck Men's Bathroom

Plumbing

Item Description

Faucet corrosion



Plumbing

400 Level-Suite 4026

Plumbing

Item Description

Toilet tank running



Roof

Roof-South Endzone Roof

Sealant

Item Description

Gasket failing



Roof

Service Level-Loading Dock

Miscellaneous

Item Description

Plant growing



Roof

Roof-Atrium

Roof

Item Description

Patch peeling



Roof

Roof-Atrium

Roof

Item Description

Debris and loose fasteners



Roof

Roof-Atrium

Roof

Item Description

Small tear at expansion joint



Roof

Roof-Atrium

Roof

Item Description

Potential leak - sealant failure evidence below



Roof

Roof-Atrium

Roof

Item Description

Walk pad damaged - holding water



Roof

Roof-Atrium East

Roof

Item Description

Roof overboard starting to delaminate



Roof

Roof-Atrium Roof
Mechanical Room South
Sealant

Item Description
Sealant failing



Roof

Roof-600 Level East
Sealant

Item Description
Failing sealant



Roof

Roof-600 Level Northeast

Electrical

Item Description

Conduit corroding and deteriorating



Roof

Roof-600 Level Northeast

Roof

Item Description

Membrane cracking



Roof

Roof-600 Level Northeast
Roof

Item Description
Plate pulling from membrane



Roof

Roof-600 Level Northeast
Roof

Item Description
Railing loose



Roof

Roof-600 Level North
Roof

Item Description
Membrane peeling



Roof

Roof-600 Level Northeast
Roof

Item Description
Track pad cut and holding water



Roof

Roof-700 Concessions
Roof

Item Description
Sealant failing



Roof

Roof-700 Concessions
North
Roof

Item Description
Roof drain not secured



Roof

Roof-700 Concessions

Electrical

Item Description

Cover plate not secured



Roof

Roof-Stair Z

Roof

Item Description

Door hatch broken



Roof

Roof-700 Concessions West

Roof

Item Description

Drain not connected



Roof

Roof-700 Concessions West

HVAC

Item Description

Deteriorated insulation



Roof

Roof-700 Level

Roof

Item Description

Firework debris melted to membrane



Roof

Roof-700 Level

Roof

Item Description

Lightning protection missing



Roof

Roof-600 Level North
Roof

Item Description

Unsealed holes in parapet



Roof

Roof-600 Level Northwest
Roof

Item Description

Water trapped under traction pad



Roof

Roof-600 Level Northwest

Roof

Item Description

Missing sealant and open seam



Roof

Roof-600 Level Northwest

Miscellaneous

Item Description

Lightning protection not connected



Site

-Loading Dock

Painting

Item Description

Paint peeling



Site

-Visiting Team Gate

Asphalt

Item Description

Asphalt cracking



Site

-Visiting Team Gate

Painting

Item Description

Paint peeling



Site

-Lot 7

Asphalt

Item Description

Asphalt cracking



Site

-Lot 7

Corrosion

Item Description

Steel corroding



Site

-Lot 7

Concrete

Item Description

Concrete spalling



Site

-Lot 7

Asphalt

Item Description

Asphalt cracking



Site

-Lot 7

Asphalt

Item Description

Asphalt cracking



Site

-Lot 7

Corrosion

Item Description

Steel corroding



Site

-Lot 7

Asphalt

Item Description

Asphalt cracking



Site

-Lot 6

Asphalt

Item Description

Asphalt cracking



Site

-Lot 6

Corrosion

Item Description

Metal corroding



Site

-Lot 6

Corrosion

Item Description

Metal corroding



Site

-Lot 6

Corrosion

Item Description

Metal corroding



Site

-Lot 5

Asphalt

Item Description

Asphalt cracking



Site

-Lot 5

Concrete

Item Description

Concrete spalling



Site

-Lot 5

Finishes

Item Description

Sticker



Site

-Lot 5

Asphalt

Item Description

Asphalt settling



Site

-Atrium Plaza

Concrete

Item Description

Concrete cracking



Site

-Atrium Plaza

Concrete

Item Description

Concrete cracking



Site

-Atrium Drive

Corrosion

Item Description

Metal corroding



Site

-Atrium Drive

Finishes

Item Description

Sticker



Site

-Atrium Drive

Miscellaneous

Item Description

Riser ring deterioration



Site

-Atrium Drive

Corrosion

Item Description

Metal corroding



Site

-Lot 3

Asphalt

Item Description

Asphalt cracking



Site

-Lot 3

Concrete

Item Description

Concrete cracking



Site

-Harlan Plaza Stair

Concrete

Item Description

Concrete cracking



Site

-Harlan Plaza

Concrete

Item Description

Concrete cracking



Site

-Harlan Plaza

Concrete

Item Description

Concrete cracking



Site

-Harlan Plaza Ramp

Sealant

Item Description

Sealant failing



Site

-Harlan Plaza Ramp

Masonry

Item Description

Mortar failing



Site

-Harlan Plaza Ramp

Concrete

Item Description

Concrete cracking



Site

-Lot 5

Corrosion

Item Description

Guardrail corrosion



Site

-Lot 5

Painting

Item Description

Paint peeilng



Site

-Lot 1

Asphalt

Item Description

Damaged asphalt



Site

-Lot 1

Painting

Item Description

Paint peeling



Site

-Lot 1

Painting

Item Description

Paint peeling



Site

-Lot 1

Miscellaneous

Item Description

Sticker on light pole



Site

-Lot1

Painting

Item Description

Corrosion on sign legs



Site

-Lot1

Painting

Item Description

Paint peeling on barrier



Site

-Lot 1

Concrete

Item Description

Concrete curb spalling



Site

-Lot 1

Miscellaneous

Item Description

Bolt nut backing off



Site

-Lot 1

Miscellaneous

Item Description

Bolt nut backing off



Site

-Lot 1

Miscellaneous

Item Description

Bolt sheared and nut backing off barrier



Site

-Lot 1

Painting

Item Description

Corrosion at base of gate arm post



Site

-Lot1/Armed Froces Dr

Painting

Item Description

Corroding bollards and sealant deteriorating



Site

-Tailgate village Plaza

Sealant

Item Description

Sealant failing



Site

-Tailgate Village Plaza

Concrete

Item Description

Cracking concrete



Site

-Tailgate Village Plaza

Concrete

Item Description

Cracking concrete and failing sealant



Site

-Tailgate Village Plaza

Sealant

Item Description

Sealant failing



Site

-Tailgate Village Plaza

Painting

Item Description

Corrosion and failing sealant



Site

-Tailgate Village Ramp

Concrete

Item Description

Concrete cracking



Site

-Tailgate Village Plaza

Sealant

Item Description

Sealant failing



Site

-Tailgate Village Plaza

Sealant

Item Description

Missing sealant



Site

-Tailgate Village Plaza

Concrete

Item Description

Concrete spalling



Site

-Lot 3

Miscellaneous

Item Description

Sticker on light pole



Site

-Lot 3

Miscellaneous

Item Description

Bolt nut backing off



Site

-Lot 3

Concrete

Item Description

Grout chipped and missing



Site

-Lot 3

Concrete

Item Description

Grout chipping



Site

-Lot 3

Concrete

Item Description

Grout chipped and missing



Site

-Lot 3

Painting

Item Description

Paint starting to peel



Site

-Lot 3

Concrete

Item Description

Grout missing



Site

-Lot 3

Concrete

Item Description

Grout chipping



Site

-Lot 4

Metal

Item Description

Split tube on barrier



Site

-Lot 4

Metal

Item Description

Corrosion and tube starting to split



Site

-Harlan Plaza

Concrete

Item Description

Concrete settling - trip hazard



Site

-Harlan Plaza

Sealant

Item Description

Sealant failing



Site

-Harlan Plaza

Masonry

Item Description

Bricks settling



Site

-Harlan Plaza / Pro Shop

Sealant

Item Description

Sealant deteriorating



Site

-Leap Wall - Pro Shop

Sealant

Item Description

Sealant deteriorating



Site

-Harlan Plaza Stair

Metal

Item Description

Corroding brackets



Site

-Harlan Plaza

Sealant

Item Description

Sealant failing



Site

-Harlan Plaza

Masonry

Item Description

Brick settling - trip hazard



Site

-Harlan Plaza

Concrete

Item Description

Cracking and concrete starting to spall



Site

-Harlan Plaza Ramp

Sealant

Item Description

Sealant failing



Site

-Harlan Plaza Ramp

Masonry

Item Description

Stone displaced and sealant failing



Site

-Harlan Plaza Ramp

Masonry

Item Description

Stone displaced and sealant failing



Site

-Harlan Plaza Ramp

Masonry

Item Description

Stone displaced and sealant missing



Site

-Kwik Trip Gate

Concrete

Item Description

Concrete spalling



Site

Service Level-Loading Dock

Concrete

Item Description

Concrete cracking and spalling



Site

-Tailgate Village

Corrosion

Item Description

Steel corroding



Site

-Lot 1

Concrete

Item Description

Concrete spalling



Site

-Lot 1

Concrete

Item Description

Concrete cracking



Site

-Lot 1

Asphalt

Item Description

Asphalt cracking



Site

-Lot 1

Concrete

Item Description

Concrete bollard cracking



Site

-Lot 1

Painting

Item Description

Paint peeling



Site

-Lot 1

Asphalt

Item Description

Asphalt damaged



Site

-Lot 1

Painting

Item Description

Paint damage



Site

-Lot 1

Asphalt

Item Description

Asphalt cracking



Site

-Lot 1

Painting

Item Description

Lot striping fading



Site

-Lot 1

Concrete

Item Description

Concrete cracking



Site

-Lot 1

Painting

Item Description

Paint peeling



Site

-Lot 1

Asphalt

Item Description

Asphalt cracking



Site

-Lot 1

Painting

Item Description

Paint peeling



Site

-Lot 1

Corrosion

Item Description

Pole base corrosion



Site

-Lot 1

Concrete

Item Description

Concrete cracking



Site

-Lot 1

Concrete

Item Description

Concrete bollard spalling



Site

-Tailgate Village Plaza

Concrete

Item Description

Concrete cracking



Site

-Tailgate Village Plaza

Sealant

Item Description

Sealant failing



Site

-Tailgate Village Plaza

Concrete

Item Description

Concrete spalling



Site

-Tailgate Village Plaza

Concrete

Item Description

Concrete cracking



Site

-Tailgate Village Plaza

Miscellaneous

Item Description

Sticker



Site

-Tailgate Village Plaza

Sealant

Item Description

Sealant failing



Site

-Tailgate Village Plaza

Concrete

Item Description

Concrete spalling



Site

-Tailgate Village Plaza

Sealant

Item Description

Sealant failing



Site

-Tailgate Village Plaza

Sealant

Item Description

Sealant failing



Site

-Tailgate Village Plaza

Miscellaneous

Item Description

Sticker



Site

-Tailgate Village Plaza

Concrete

Item Description

Concrete spalling



Site

-Lot 3

Asphalt

Item Description

Asphalt cracking



Site

-Lot 3

Concrete

Item Description

Concrete cracking



Site

-Lot 3

Asphalt

Item Description

Asphalt cracking



Site

-Lot 4

Concrete

Item Description

Concrete bollard cracking



Site

-Lot 4

Concrete

Item Description

Concrete bollard cracking



Site

-Lot 4

Concrete

Item Description

Concrete signage base cracking



Site

-Harlan Plaza

Concrete

Item Description

Concrete cracking



Site

-Lot 4

Concrete

Item Description

Concrete spalling



Site

-Pro Shop Entrance

Concrete

Item Description

Concrete cracking



Site

-Pro Shop Entrance

Concrete

Item Description

Concrete cracking



Site

Service Level-Harlan Plaza

Concrete

Item Description

Concrete spalling



Vertical Transportation

300 Level-Oneida Ramp

Concrete

Item Description

Concrete cracking



Vertical Transportation

Ramp-Oneida Ramp

Concrete

Item Description

Concrete cracking



Vertical Transportation

300 Level-Section 318

Concrete

Item Description

Concrete cracking



Vertical Transportation

300 Level-Section 334

Concrete

Item Description

Concrete cracking



Vertical Transportation

600 Level-Stair W-Floor 6

Miscellaneous

Item Description

Door does not close automatically



Vertical Transportation

400 Level-Stair H

Sealant

Item Description

Sealant failing



Vertical Transportation

400 Level-Stair L

Finishes

Item Description

Drywall cracking



Vertical Transportation

300 Level-Stair B

Finishes

Item Description

Drywall cracking



Vertical Transportation

100 Level-Oneida Ramp

Corrosion

Item Description

Handrail corroding



Vertical Transportation

100 Level-Oneida Ramp

Corrosion

Item Description

Steel corroding



Vertical Transportation

100 Level-Oneida Ramp

Corrosion

Item Description

Handrail corroding

