Maintenance Program Assessment

Lambeau Field
Green Bay, Wisconsin



PREPARED BY

1300 West Canal Street
Milwaukee, WI 53233
Phone: (414) 643-4200
Fax: (414) 643-4210
www.thesigmagroup.com

December 2025

Table of Contents

Executive Summary 2

1. Objectives 5

2. Assessment Process 6

3. Organizational Structure 8

4. Computerized Maintenance Management System and Maintenance Activity 9

5. Site Inspection 11

6. Facility Inspection 12

Appendices

A Standards for Maintenance Monitoring Program
B Green Bay Packers Facility Department – Organizational Structure
C Green Bay Packers – Facility Service Providers and Responsibilities
D Product Literature for Limble CMMS Software
E Green Bay Packers CMMS Protocol / Equipment List
F Example Maintenance Record Forms
G Comparisons between CMMS and Vendor Supplied Information
H-1 2025 Facility / Site Observation Table
H-2 2024 Facility / Site Observation Table (noting corrected items)
I 2025 Facility / Site Observation Report (with Photos)

Executive Summary

This report is intended to document the fulfillment of a portion of the requirements outlined in the "Standards for Maintenance Monitoring Program" a copy of which is found in Appendix A.

Maintenance Assessment Process

A comprehensive evaluation of the systems and processes employed by the Team to organize and implement facility maintenance obligations includes a review of maintenance records, programmatic maintenance systems, interviews with key staff, as well as a top to bottom walkthrough of the Lambeau Field facility and surrounding grounds, and the preparation of this report. This is conducted jointly among the representatives of The Sigma Group, the Team, and the District.

Summary

- In general, fulfillment of those standards as documented in this report include the following tasks:
    - A review of maintenance program established and executed by the Team.
    - A review of the preventative and demand maintenance activities undertaken by the Team over the past year.
    - A review of testing and inspection activities conducted by the Team for major building systems as dictated by the PM program, required to maintain warranty, or simply as sound operating practice standards.
    - An inspection of the facility and site.
    - Discussion of completed projects with the team either capital improvements or major repair and replacement projects.

- The Team provides a well-organized maintenance program; characterized by the following attributes:
    - Appropriately staffed with internal resources.
    - Subcontractors to supplement in-house staff.
    - A complete preventative maintenance schedule and program, contained in a CMMS.
    - A system linked to the CMMS to capture and track demand maintenance tasks and follow to completion.
    - Annual testing of vertical transportation and life safety systems.

- Preventative maintenance tasks, created by the Team following the recommendations of manufacturers and vendors supplying equipment and building systems or created by best practices standards have been completed at 100% as scheduled as of the date of review. Quarterly figures are outlined in the table on the following page.

- Demand maintenance activities completed over the past year number 1,787 and have averaged 4,508 hours to identify and address the required maintenance. This work is being accomplished within a very reasonable timeframe and being done in conjunction with PM activities. Quarterly figures are outlined in the table on the following page.

				Demand		Preventative	
		Total Work Orders	Total Maintenance Time	Work Order Quantity	Average Time per WO (hours)	Work Order Quantity	Average Time per WO (hours)
2025	Q1	1036	2552.06	483	2.41	553	2.51
	Q2	1056	2321.35	479	2.16	577	2.23
	Q3	1496	3672.13	825	2.8	671	2.03
	Q4	0	0				
Totals		3588	8545.54	1787	4508.67	1801	4036.87

- The inspection of the building, spaces and grounds, conducted on August 11-15, 2025 after the first preseason game, revealed no significant outstanding deficiencies that are not scheduled for repair as a part of a rotational maintenance program. Any deficiencies or observations of items requiring further investigation are documented in the report with photographs and descriptions and this information communicated to the Team prior to preparation of the report. These number 82 items for 2025. The identified items are generally characterized as cosmetic in nature with a minimal subset of items as follow up to previously performed projects or deficiencies from facility use. This is generally consistent with previous years.

- Team and Sigma representatives participated in a "walk-through" of the observed findings at the conclusion of the assessment process to help understand the nature of the reported findings.

- The assessment team reviewed the Team records for any systems and equipment testing and inspections performed by outside agencies as required or as part of best practices for PM. Vertical transportation and life safety reports and records were reviewed and all recommendations in those reports were scheduled to be addressed.

- Capital improvement projects (funded by the Team) that were undertaken this past year include:
  - Team Operations Renovations
  - Front Office Remodeling
  - Fiber Optic Expansion
  - Third Floor Loft Signage
  - Belin Heath Gate Signage
  - Security Stair Flooring Upgrade
  - Façade Signage

- Capital maintenance projects (funded by the Team) that were undertaken this past year include:
  - Elevator Controls Upgrades
  - Fire Alarm System Upgrade
  - West Roof Replacement
  - Transfer Switch Replacement
  - Suite Window Replacements
  - Electrical Panel Upgrades
  - FAA Light Upgrades
  - Kitchen Trench Drain
  - Chiller Compressor Replacement

- Boiler Breaching Replacement
- Loading Dock Roof Flute Infill

- 77 of the 81 items noted from the 2024 assessment have been addressed; four are ongoing or are being monitored by the Team.
- The assessment process for 2025 included a review of the Limble CMMS system to insure that all recommended preventative maintenance activities for new capital items have been added.

1. Objectives

The objectives of this Maintenance Program Assessment are as follows:

A. Fulfill a portion of the obligations contained in the *Standards for Maintenance Monitoring Program*, a copy of which is included in **Appendix A**. Specifically, this report is intended to fulfill the annual audit components of the reporting and monitoring activities jointly developed by the Green Bay/Brown County Professional Football Stadium District (District) and the Green Bay Packers (Team).

B. In addition, the Maintenance Program Assessment, facility walkthrough and this report are intended to fulfill the scope of work described in the District's Standards for Maintenance Monitoring Program.

    1) Reviewing operating manuals and documenting preventive or periodic maintenance requirements for equipment, fixtures or systems.
    2) Verifying that all preventive or periodic maintenance requirements have been entered into the Team's CMMS and will generate required work orders.
    3) Assessing the performance of preventive or periodic maintenance for equipment, fixtures or systems.
    4) Assessing the Team's performance of periodic testing of building systems such as mechanical, card-key security, fire alarm and sound systems.
    5) Assessing the Team's performance of regular maintenance procedures for HVAC, plumbing, mechanical, electrical and structural systems such as periodic cleaning, lubrication and changing air filters.
    6) Identifying programmatic maintenance required including; paint, sealant, and coatings.
    7) Identifying and auditing any other work of a routine, regular and generally predictable nature that is reasonably necessary to keep the complex in good order and condition.
    8) Reviewing maintenance completed by the Team and evaluating if such was completed using acceptable methods in a timely manner.
    9) Documenting findings and recommendations in the form of a report presented to the District and Team.

Review the current maintenance program established by the Team.

Review specific facility maintenance programs, procedures and history, and review the CMMS purchased and implemented by the Team.

2. Assessment Process

In order to accomplish the stated objectives, the District and Team implemented the following general process listed below:

A. Pre-Assessment meeting with the District, Team and Sigma (minutes are included in this section).

1) Review objectives
2) Establish schedule of activities
3) Establish review team and assignments
4) Review of potential long-range capital improvement plan
5) Review of completed and ongoing projects

B. Review of operation and maintenance manuals and record documents.

1) General review of record documents type (demand verses preventative).
2) Review of corrective actions taken
3) Review of completion time.

C. Review of existing CMMS program and other records.

1) General review of program
2) Comparison to manufacturer's recommendations
3) Review data entry procedure
4) Review records and documentation included in CMMS

D. Review staffing, roles and responsibilities identified by the Green Bay Packers for facility management and maintenance.

E. Review of service providers and maintenance records.

F. Tracking of quarterly demand and preventative maintenance task quantity and average task time.

G. Visual Onsite Review of Inspection Reports and Online Records

1) Elevators
2) Escalators
3) Fire Suppression Systems

H. Site Inspection

1) Grounds and landscaping
2) Parking lots, pavement, curbs
3) Site lighting
4) Site security
5) Storm water management
6) Utilities

I. Facility Inspection

1) Bowl structure
2) Concessions stands and food service areas
3) Concourses
4) Conveying systems
5) Electrical systems
6) Exterior walls (masonry, steel, glass, metal panels)
7) Fire protection systems
8) Furniture, fixtures and equipment
9) Interiors and finishes
10) Lighting
11) Mechanical systems
12) Playing field
13) Plumbing systems
14) Roof systems
15) Seating and railings
16) Security systems (building security)
17) Signage
18) Sound system
19) Visual systems (TV's, scoreboards)

J. Follow up site walk with Packers staff led by Mike Moynihan, Director of Facility Operations.

1) Immediate needs
2) Deeper discussion of specific findings with possible solutions
3) Clarify obscure observations
4) Discuss impacts to future projects

3. Organizational Structure

A copy of the Green Bay Packers Facilities Department organizational structure and responsibilities delineation is included in **Appendix B**. Lambeau Field maintenance is for the most part performed entirely by the Green Bay Packers Facilities Department staff and their outside service providers. The operators of the concession stands, restaurants and food preparation and ancillary areas, are responsible for general cleaning in those areas. However, equipment maintenance, replacement and non-routine cleaning and repair in those areas are the responsibility of the Team.

The Team has engaged the services of several outside service providers to perform a variety of maintenance related functions at Lambeau Field and supplement Team staff resources. A listing of those service providers and their general area of responsibilities are included in **Appendix C**.

All known current service providers are listed; however, copies of service contracts existing between these entities and the Green Bay Packers were not individually reviewed. Documentation of the preventative and demand maintenance activities performed by the outside service providers are kept on file with the Team's facility management staff, along with records of preventative and demand maintenance tasks performed by Team personnel.

The Agreement between the Team and food service vendor was not reviewed. Team personnel explained that the Agreement calls for the Team to be responsible for all equipment maintenance with the exception of general cleaning and minor tasks in the areas managed by the food service vendor. Ultimately, the Team is responsible for facility and equipment maintenance in these areas and has incorporated those tasks into the CMMS. The Team is contracted with Delaware North for food service.

4. Computerized Maintenance Management System and Maintenance Activity

A computerized maintenance management software package, Limble CMMS, is currently the primary means used in the planning, recording and reporting on the tasks required to maintain the equipment and facilities at Lambeau Field. Limble is a cloud-based CMMS program allowing for work order requests, preventative maintenance scheduling, asset management, and inventorying. Highlight features include: work order streamlining and communication, flexibility in work order requests, automatic scheduling of preventative maintenance, asset hierarchies, and automation of inventory tracking. Marketing material has been included in **Appendix D**.

The objective of this phase of the Maintenance Monitoring Program was to review and assess the CMMS for Lambeau Field as created by the Green Bay Packers. The current versions of random CMMS reports were obtained in August 2025.

Record Documents

A. Vendor Supplied Operation and Maintenance Manuals

Manuals containing recommended operation and maintenance procedures for Lambeau Field equipment and associated building systems, provided by the equipment and system vendors for the construction of Lambeau Field are available in the maintenance shop. These manuals were used to identify equipment and systems, and more specifically, maintenance tasks required to be performed and included as part of the CMMS for Lambeau Field.

B. CMMS Protocol and Reports

The Team reported all equipment and assets have been migrated into the new Limble CMMS system. The equipment list is contained in **Appendix E**. A strategy has been established to sort and filter work orders and preventative maintenance to the correct team. The Team has established specific procedures for the collection of all relevant information for equipment Lambeau Field. Example reports for Preventative Maintenance (PM) and Demand Maintenance (DM) work orders were printed and are included with sample maintenance reports in **Appendix F**.

All appropriate entities (including the Packers' office staff, stadium cleaners, and Delaware North) enter work requests into the system, which is then managed and completed by the Packers' facility group.

The Team has completed data entry regarding the existing facility equipment creating a reliable, useful database of information to ensure that the service life of the facility and equipment is attained. The Team continues to enter equipment into the system from the new / renovated areas.

C. Maintenance Activities – CMMS Inclusion

The CMMS contains the maintenance recommendations as supplied by the Lambeau Field equipment vendors and contractors. Several existing systems were examined and summaries of the completeness of the CMMS are included and described in **Appendix G**.

D. Comments

The entry of equipment into CMMS is at an appropriate level and continues to be an extremely valuable system. The Team has committed the necessary staff to enter equipment information and all required preventative maintenance tasks as well as document demand maintenance activities.

All required preventative maintenance activities for the systems examined during this assessment are being completed by the Team.

New equipment from expansion and improvements to the facility continues to be entered into the CMMS. The Team provides ongoing data entry for the new equipment so the equipment can get on to the regular maintenance schedule.

5. Site Inspection

Part of the assessment protocol was to conduct a walkthrough of the site. Inspection summary checklists are included in the following pages as the inspection documentation.

The “comments” section of the checklist makes reference to specific item numbers. These item numbers are listed numerically in **Appendix H-1** and correlate to a photograph taken during the site walkthrough. The list and photographs are intended to illustrate specific elements and locations that Sigma recommends attention be given in terms of maintenance or monitoring. Photographs from this year’s inspection are included in **Appendix I**.

A copy of the specific findings from the 2024 inspection is included in **Appendix H-2** with maintenance items being noted as “completed” where appropriate. Essentially, the Team addressed, or has plans to address, 100% of the items noted in 2024 in the 2025 calendar year.

Parking

Reviewer: SIGMA Date: Aug-25

Event Status: **Annual Audit** ☐ Prior ☐ During ☐ After ☐ **Non-event Day**

ITEM REVIEWED	Satisfactory	Needs Improvement	COMMENTS
Access/Egress	**X**		none
Cleanliness	**X**		none
Inlets/Storm Drains	**X**		See items: 67, 72
Fire Emergency Lanes	**X**		none
Lighting	**X**		none
Pavement Condition	**X**		See items: 9, 70, 73
Pavement Marking	**X**		none
Snow/Ice Removal	**X**		none
General Signage	**X**		See items: 68, 71
Regulatory Signage	**X**		none
Traffic Management	**X**		none

Other Observations/Notes:

Site Miscellaneous

Reviewer: SIGMA Date: Aug-25

Event Status: **Annual Audit** ☐ Prior ☐ During ☐ After ☐ **Non-event Day**

ITEM REVIEWED	Satisfactory	Needs Improvement	COMMENTS
Access/Egress	**X**		none
Cleanliness	**X**		none
Drainage (standing water)	**X**		none
Lighting / Electric	**X**		none
Fencing	**X**		none
Railings & Gates	**X**		See item: 14
Bollards / Planters	**X**		See item: 69
Site Security	**X**		none
Landscaping - general	**X**		none
Landscaping - lawn	**X**		none
Landscaping - plantings	**X**		none
Statues	**X**		See item: 71
Flags / Flagpoles	**X**		none
Furnishings	**X**		none
Paint Condition	**X**		See item: 10
Loading Dock	**X**		See items: 9, 70
Concrete plaza and stairs	**X**		none
Snow/Ice Removal	**X**		none

Other Observations/Notes:

6. Facility Inspection

Part of the assessment protocol was to conduct a walkthrough of the facility, roof, and exterior. Inspection summary checklists are included in the following pages as the inspection documentation.

The “comments” section of the checklist makes reference to specific item numbers. These item numbers are listed numerically in **Appendix H-1** and correlate to a photograph taken during the facility walkthrough. The list and photographs are intended to illustrate specific elements and locations that attention might be given in terms of maintenance or monitoring. Photographs from this year’s inspection are included in **Appendix I**.

A copy of the specific findings from the 2024 inspection is included in **Appendix H-2** with maintenance items being noted as “completed” where appropriate. Essentially the Team addressed, or has made plans to address, 100% of the items noted in 2024 at the time of the 2025 inspection.

CMMS

Reviewer: SIGMA Date: Aug-25

Event Status: **Annual Audit**

ITEM REVIEWED	Satisfactory	Needs Improvement	COMMENTS
Vendor supplied manuals	**X**		
Equipment List in CMMS	**X**		The Packers are utilizing a new CMMS system. All building equipment has been entered into the CMMS and is being maintained.
Vendor recommended maintenance tasks entered in CMMS	**X**		PM's are scheduled into the system for the equipment entered.
Documentation of Preventive Maintenance	**X**		Records are tracked electronically on CMMS
Documentation of Demand Maintenance	**X**		Records are tracked electronically on CMMS

Other Observations/Notes:

Roofing

Reviewer: SIGMA Date: Aug-25

Event Status: **Annual Audit** ☐ Prior ☐ During ☐ After ☐ **Non-event Day**

ITEM REVIEWED	Satisfactory	Needs Improvement	COMMENTS
Press Box Roof	**X**		See item: 65
600 Level Roof	**X**		See items: 14, 54, 56, 61, 62, 63, 64
East Roofs	**X**		See item: 62
Tailgate Village Roof	**X**		none
Metal Deck Roof over Dock & Shops	**X**		none
Canopies	**X**		none
North Scoreboard Roof	**X**		none
Expansion Joints	**X**		See item: 54
Atrium Roof	**X**		See items: 7, 8, 53, 57, 59
Flagpoles	**X**		none

Other Observations/Notes:

Fireworks appear to have melted isolate areas of roof membrane.

Exterior Walls

Reviewer: SIGMA Date: Aug-25

Event Status: **Annual Audit** ☐ Prior ☐ During ☐ After ☐ **Non-event Day**

ITEM REVIEWED	Satisfactory	Needs Improvement	COMMENTS
Exterior Brick & Precast	**X**		See item: 42
Doors and Glass	**X**		See items: 16, 35
Exposed Structural Steel	**X**		See item: 14
Cast-in-Place Concrete & CMU	**X**		See item: 24
Translucent Panel Curtain Wall	**X**		none
Glass Curtain Wall	**X**		none
Sheet Metal Curtain Wall	**X**		none
EFIS Finished Walls	**X**		See item: 42
Signage	**X**		none
Lighting	**X**		none

Other Observations/Notes:

The condition of the precast panels remains unchanged from last year and will continue to be monitored.

Interiors & Finishes

Reviewer: SIGMA Date: Aug-25

Event Status: **Annual Audit** ☐ Prior ☐ During ☐ After ☐ **Non-event Day**

ITEM REVIEWED	Satisfactory	Needs Improvement	COMMENTS
Packers Offices	**X**		none
Maintenance	**X**		none
Warehouse	**X**		none
Home Team Facilities & Club Houses	**X**		See items:20, 27, 74
Visiting Team Facilities	**X**		none
Officials, Grounds, & Chain Crew Facilities	**X**		none
Restrooms (All Levels)	**X**		See items: 31, 71, 74, 81
Boxes and Super Suites	**X**		See items: 10, 27, 33, 73, 75
Indoor Club Areas	**X**		none
Special Event Offices	**X**		none
Stadium District Offices	**X**		none
Ticket Offices	**X**		none
Press Box	**X**		none
Media Work Areas & Interview Rooms	**X**		none
Lambeau Field Atrium	**X**		See item: 32
Packers Pro-Shop	**X**		none
Packers Extra Points Store	**X**		none
Packers Game Day Pro-Shop	**X**		none
Hall of Fame	**X**		none
Associated Bank Club Level	**X**		none
Miller Lite	**X**		none
Tailgate Village	**X**		none
Guest Services and First Aird	**X**		none

Other Observations/Notes:

Concourses

Reviewer: SIGMA Date: Aug-25

Event Status: **Annual Audit** ☐ Prior ☐ During ☐ After ☐ **Non-event Day**

ITEM REVIEWED	Satisfactory	Needs Improvement	COMMENTS
Service Level Slab-on-Grade	**X**		none
100 Level Slab-on-Metal Deck	**X**		See item: 13
300 Level Slab-on-Metal Deck	**X**		See item: 13
Box Level Concourses	**X**		See items: 14, 26, 33. 34, 35, 37
Expansion Joints	**X**		See item: 36
Railings	**X**		none
CMU Walls	**X**		none
EIFS Walls	**X**		none
Precast Walls	**X**		none
Metal Panel Walls	**X**		none
Doors and Door Frames	**X**		none

Other Observations/Notes:

Bowl Structure

Reviewer: SIGMA Date: Aug-25

Event Status: **Annual Audit** ☐ Prior ☐ During ☐ After ☐ **Non-event Day**

ITEM REVIEWED	Satisfactory	Needs Improvement	COMMENTS
Structural Steel	**X**		See item: 14
Steel Connections	**X**		See item: 24
Steel Painting	**X**		See items: 6, 10
Steel Sprayed-on Fire protection	**X**		none
Vomitory Concrete Walls	**X**		none
Concrete Stairs	**X**		See item: 79
Concrete Painting	**X**		See item: 10

Other Observations/Notes:

Structural steel is painted in a rotational program.

Cast concrete bowl is inspected in a rotational program as repaired as needed.

Seating Bowl, Seating & Handrails

Reviewer: SIGMA Date: Aug-25

Event Status: **Annual Audit** ☐ Prior ☐ During ☐ After ☐ **Non-event Day**

ITEM REVIEWED	Satisfactory	Needs Improvement	COMMENTS
Club Chairs	**X**		See items: 1, 2
Companion Chairs	**X**		none
Railings	**X**		See item:14
Bleacher Seating	**X**		See items: 5, 8
Precast Concrete Risers	**X**		none
Joint between Bleachers & Accessible Seats	**X**		See item: 11
Expansion Joints	**X**		none
Traffic Coating	**X**		none
Box Exterior - Glass	**X**		none
Box Exterior - Metal Panel	**X**		See item: 12
Box Exterior - Signage	**X**		none

Other Observations/Notes:

Structural steel is painted in a 5-year rotational program.

Concession Stands

Reviewer: SIGMA Date: Aug-25

Event Status: **Annual Audit** ☐ Prior ☐ During ☐ After ☐ **Non-event Day**

ITEM REVIEWED	Satisfactory	Needs Improvement	COMMENTS
Concession Stand Finishes (all levels)	**X**		See items: 14, 16, 17, 33
Concession Prep. Finishes (all levels)	**X**		See items: 14, 16, 17, 33
Concession Pantries (all levels)	**X**		See item: 33
Service Level Commissary & Offices	**X**		none
Grab and Go Concessions (all levels)	**X**		none
Titletown Grill	**X**		none
1919 Kitchen & Tap	**X**		none
Food Service Equipment (all levels)	**X**		See item: 63

Other Observations/Notes:

Signage

Reviewer: SIGMA Date: Aug-25

Event Status: **Annual Audit** ☐ Prior ☐ During ☐ After ☐ **Non-event Day**

ITEM REVIEWED	Satisfactory	Needs Improvement	COMMENTS
Concourse Signage	**X**		none
Room Signage	**X**		none
Stair Signage	**X**		none
Seating Signage	**X**		none

Other Observations/Notes:

Lighting

Reviewer: SIGMA Date: Aug-25

Event Status: **Annual Audit** ☐ Prior ☐ During ☐ After ☐ **Non-event Day**

ITEM REVIEWED	Satisfactory	Needs Improvement	COMMENTS
Sports Lighting	**X**		none
Structural Steel Towers for Light Racks	**X**		none
Emergency Lighting	**X**		none
Concourse Lighting	**X**		See items: 21, 22
Room Lighting	**X**		none

Other Observations/Notes:

Sound System

Reviewer: N/A Date: Aug-25

Event Status: **Annual Audit** ☐ Prior ☐ During ☐ After ☐ **Non-event Day**

ITEM REVIEWED	Satisfactory	Needs Improvement	COMMENTS
Seating Bowl Sound	**X**		none
Concourse Sound	**X**		See item: 18
Emergency Paging System	**X**		none

Other Observations/Notes:

Visual Systems

Reviewer: SIGMA Date: Aug-25

Event Status: **Annual Audit** ☐ Prior ☐ During ☐ After ☐ **Non-event Day**

ITEM REVIEWED	Satisfactory	Needs Improvement	COMMENTS
Scoreboards	**X**		none
Scoreboard Mezzanines	**X**		none
Ad Panels	**X**		none
Televisions (all levels)	**X**		none

Other Observations/Notes:

Mechanical Systems

Reviewer: SIGMA Date: Aug-25

Event Status: **Annual Audit** ☐ Prior ☐ During ☐ After ☐ **Non-event Day**

ITEM REVIEWED	Satisfactory	Needs Improvement	COMMENTS
Mechanical Rooms	**X**		See item: 11
Mechanical Units (Air Handling Unit, etc.)	**X**		none
Sheet Metal (duct work)	**X**		none

Other Observations/Notes:

Similar to previous years, equipment was not tested, only visually observed.

Plumbing Systems

Reviewer: SIGMA Date: Aug-25

Event Status: **Annual Audit** ☐ Prior ☐ During ☐ After ☐ **Non-event Day**

ITEM REVIEWED	Satisfactory	Needs Improvement	COMMENTS
Fixtures	**X**		See item: 31
Piping	**X**		See item: 32
Boiler	**X**		none
Chiller	**X**		none
Drains & Inlets & Valves	**X**		none
Insulation	**X**		none
Hot Water Heaters	**X**		none
Pumps	**X**		none

Other Observations/Notes:

Similar to previous years, equipment was not tested, only visually observed.

Electrical Systems

Reviewer: SIGMA Date: Aug-25

Event Status: **Annual Audit** ☐ Prior ☐ During ☐ After ☐ **Non-event Day**

ITEM REVIEWED	Satisfactory	Needs Improvement	COMMENTS
Electrical Rooms	**X**		none
Electrical Substations	**X**		none
Electrical Distribution	**X**		See items: 20, 43
Emergency Generator	**X**		none

Other Observations/Notes:

Similar to previous years, equipment was not tested, only visually observed.

Playing Field

Reviewer: SIGMA Date: Aug-25

Event Status: **Annual Audit** ☐ Prior ☐ During ☐ After ☐ **Non-event Day**

ITEM REVIEWED	Satisfactory	Needs Improvement	COMMENTS
Field Conditions / Restoration	**X**		none
Lighting	**X**		none
Goal Posts	**X**		none
Concrete Walk around Field	**X**		none
Drainage	**X**		none
Irrigation System	**X**		none
Heating System	**X**		none
Wall Padding	**X**		none

Other Observations/Notes:

Security Systems

Reviewer: SIGMA Date: Aug-25

Event Status: **Annual Audit** ☐ Prior ☐ During ☐ After ☐ **Non-event Day**

ITEM REVIEWED	Satisfactory	Needs Improvement	COMMENTS
Security Office	**X**		none
Surveillance Cameras	**X**		none
Door Card Readers	**X**		none

Other Observations/Notes:

Fire Protection Systems

Reviewer: SIGMA Date: Aug-25

Event Status: **Annual Audit** ☐ Prior ☐ During ☐ After ☐ **Non-event Day**

ITEM REVIEWED	Satisfactory	Needs Improvement	COMMENTS
Sprinkler Heads	**X**		none
Fire Booster Pump Rooms (all levels)	**X**		none
Piping	**X**		none
Smoke Alarms	**X**		none
Strobes	**X**		none
Fire Protection and Sealant	**X**		See items: 41
Exterior Fire Connections	**X**		none

Other Observations/Notes:

Conveying Systems

Reviewer: SIGMA Date: Aug-25

Event Status: **Annual Audit** ☐ Prior ☐ During ☐ After ☐ **Non-event Day**

ITEM REVIEWED	Satisfactory	Needs Improvement	COMMENTS
Freight Elevator	**X**		none
Passenger Elevators	**X**		none
Escalators	**X**		none
Stairs	**X**		See items: 79, 33
Mezzanines	**X**		none
Ramps	**X**		none

Other Observations/Notes:

Furniture Fixtures & Equipment

Reviewer: SIGMA Date: Aug-25

Event Status: **Annual Audit** ☐ Prior ☐ During ☐ After ☐ **Non-event Day**

ITEM REVIEWED	Satisfactory	Needs Improvement	COMMENTS
Box Furniture	**X**		none
Work Area Furniture	**X**		none
Office Furniture	**X**		none
Concourse Furniture	**X**		none

Other Observations/Notes:

Appendix A

Standards for Maintenance Monitoring Program

GREEN BAY/BROWN COUNTY
PROFESSIONAL FOOTBALL STADIUM DISTRICT

Standards for Maintenance
Monitoring Program

I. BACKGROUND

The Lambeau Field Lease Agreement by and Among Green Bay/Brown County Professional Football Stadium District, City of Green Bay, Wisconsin and Green Bay Packers, Inc. (the "Lease") was made as of January 1, 2001. Recital H of the Lease provides that: "the DISTRICT shall have the entire authority to act as the sole lessor hereunder (except to the extent expressly reserved to the City hereunder), until such time as the District ceases to exist…". Further, Section 3.4 of the Lease provides that: "the District shall have the right at all times to grant all consents and to enforce any and all rights of the District and the City set forth in or arising by virtue of the Lease…".

As landlord of Lambeau Field, the District has the responsibility to monitor the Team's performance of its obligations under the Lease. The Standards for Maintenance Monitoring Program, developed in cooperation with the Team, is intended to accomplish the following purposes:

1. Establish a formal cooperative approach to monitoring maintenance of the Lambeau Field Complex.

2. Ensure that the District's inspection responsibilities are conducted in a manner that causes minimal disruption to the Team's use of the Lambeau Field Complex.

3. Improve communication among the District, Team and City of Green Bay (as appropriate) regarding maintenance matters.

4. Provide background information regarding operations and maintenance in order to expedite draws from the Operations and Maintenance Fund.

5. Ensure consideration of operations and maintenance needs in the formulation of the Long-Range Capital Improvements Plan.

II. MAINTENANCE OBLIGATIONS UNDER THE LEASE

"Maintenance" is defined in the Lease as follows:

"Maintenance" shall mean such services and items of maintenance which are customarily treated as expenses in accordance with GAAP and (i) are routine, regular, periodic and predictable in nature (including, but not limited to, the payment of utility charges and the costs incurred under any maintenance contracts and/or similar service contracts), (ii) prudently should be made to avoid Major Capital Repairs, or (iii) are needed to keep the Lambeau Field Complex clean and free of debris. Standards for Maintenance are set for in Exhibit B.

Section 14.1 of the Lambeau Field Lease Agreement defines the Team's maintenance obligations as follows:

The Team shall make and perform any and all Maintenance on the Lambeau Field Complex. Such Maintenance shall be performed in accordance with the provisions of Exhibit B attached hereto and made a part hereof and the provisions of this Article 14. The Team shall be entitled to draw upon the Operations and Maintenance Fund to pay the Actual Operations and Maintenance Costs. In the event the amounts therein are insufficient to pay All Actual Operations and Maintenance Costs, the Team shall nevertheless make and perform the Maintenance at its expense, subject to Suction 14.8(a)(ii).

Section 14.7 of the Lease outlines the relations between the Team and the City regarding maintenance as follows:

As between the City and the Team, The Team shall be responsible for all Maintenance of the Lambeau Field Complex, and the City shall have no obligation to deposit funds into the Operations and Maintenance Fund. The Team and the City shall use good faith efforts to enter into a multi-year City Maintenance Agreement for the performance of appropriate Maintenance services. The terms of any such City Maintenance Agreement shall take into consideration, among other things, (i) those services which the Team desires to be supplied to it and are within the capabilities of the City at a competitive pricing structure, (ii) the security requirements of the Team, and (iii) the nature of any existing service relationship between the Team and third party service providers.

Standards for Maintenance are defined in Exhibit B of the Lease as follows:

The Team shall perform all work (including all labor, supplies, materials and equipment) reasonably necessary for the cleaning the routine upkeep of the Lambeau Field Complex including any property, structures, surfaces, facilities, fixtures, equipment or furnishings in order to preserve such items in their existing conditions, ordinary wear and tear excepted. By way of illustration, and without limiting the generality of the foregoing, maintenance shall include: (i) preventive or periodic maintenance procedures for equipment, fixtures or systems; (ii) periodic testing of building systems, such as mechanical, card-key security, fire alarm and sound systems; (iii) ongoing trash removal; (iv) regular maintenance procedures for HVAC, plumbing, mechanical, electrical and structural systems, such as periodic cleaning, lubrication, and changing of air filters; (v) touch-up painting; (vi) cleaning, prior to, during and following all Football Home Games, Team Uses and Events and Special Events; and (vii) any other work of a routine, regular and generally predictable nature that is reasonably necessary in order to keep the Lambeau Field Complex in good order and condition. The Team shall cause all maintenance to be performed in a safe and first-class manner, and a manner that is consistent with the maintenance and repair standards of National Football League facilities.

Section 13.1(a) of the Lease provides:

In addition to all of the District's rights hereunder and under the Construction Administration Agreement, the District hereby reserves the following rights (exercisable with reasonable prior notice to the Team and without effecting an eviction or disturbance of the Team's use or possession of the Lambeau Field Complex or giving rise to any claim for set-off or abatement of Rent or affecting any of the Team's obligations under this Lease): to enter the Lambeau Field Complex at reasonable hours for reasonable purposes including without limitation, inspection of the Team's performance of Maintenance, Major Capital Repairs and Improvements.

Section 13.1 (b) gives the same rights to the City as Section 13.1(a) gives to the District.

Section 7.5 of the Lease provides that:

The District shall establish and maintain a trust fund to pay maintenance and operations costs of the Lambeau Field Complex (referred to this Lease as the "Operations and Maintenance Fund").

Section 7.5(c) of the Lease (as amended) states that:

> *The Operations and Maintenance Fund shall be used to pay Actual Operations and Maintenance Costs during each of the first 28 years of the Primary Term. Additionally, the Operations and Maintenance Funds shall be used to pay certain costs incurred during Initial Term including Traffic Control Obligations, Security Obligations and Emergency Medical Obligations as defined in Section 10.3, and the costs of acquiring and installing radio communications systems necessary for Team and/or public safety purposes. Disbursements shall be made to or at the order of the Team upon receipt of requisitions from the Team identifying the costs and certifying that the costs have been properly incurred in accordance with Article XIV and either have been advanced by the Team or are currently due, owing and unpaid. The requisitions shall be supported with documentary evidence reasonably satisfactory to the District.*

As is shown above, specific Lease provisions govern maintenance of the Lambeau Field Complex. Additionally, specific provisions of the Lease establish the District's obligation to process disbursements to pay for operations and maintenance costs. The District and Team will work cooperatively to monitor and attain Standards for Maintenance and to process disbursements from the Operations and Maintenance Fund.

III. GOALS

The District and Team understand that proper maintenance is necessary to attain the following mutually established goals:

Goal 1: Protect the Team and taxpayer's investment in the Lambeau Field Complex.

Goal 2: Maintain a clean, safe and secure environment for tenants, employees and the public.

Goal 3: Meet customer service expectations.

Goal 4: Reduce operating costs by fostering the efficient operation of systems and minimizing downtime through preventive maintenance.

Goal 5: Extend the useful life of assets and identify assets in need of repair or replacement.

IV. MONITORING PROGRAM

The District has established this Standards for Maintenance Monitoring Program in cooperation with the Team. The Program consists of a specific set of reporting and monitoring activities to be undertaken at various frequencies (e.g. monthly, quarterly, annually etc.). Table 1 identifies for each maintenance function; reporting and monitoring activities, frequency and participants.

The philosophy of the Program will be one of quality improvement. Findings and/or recommendations of the various Program activities will be discussed with the Team and used to refine maintenance practices and operating procedures.

Appendix B

Green Bay Packers Facility Department
Organizational Structure

Green Bay Packers

Facilities

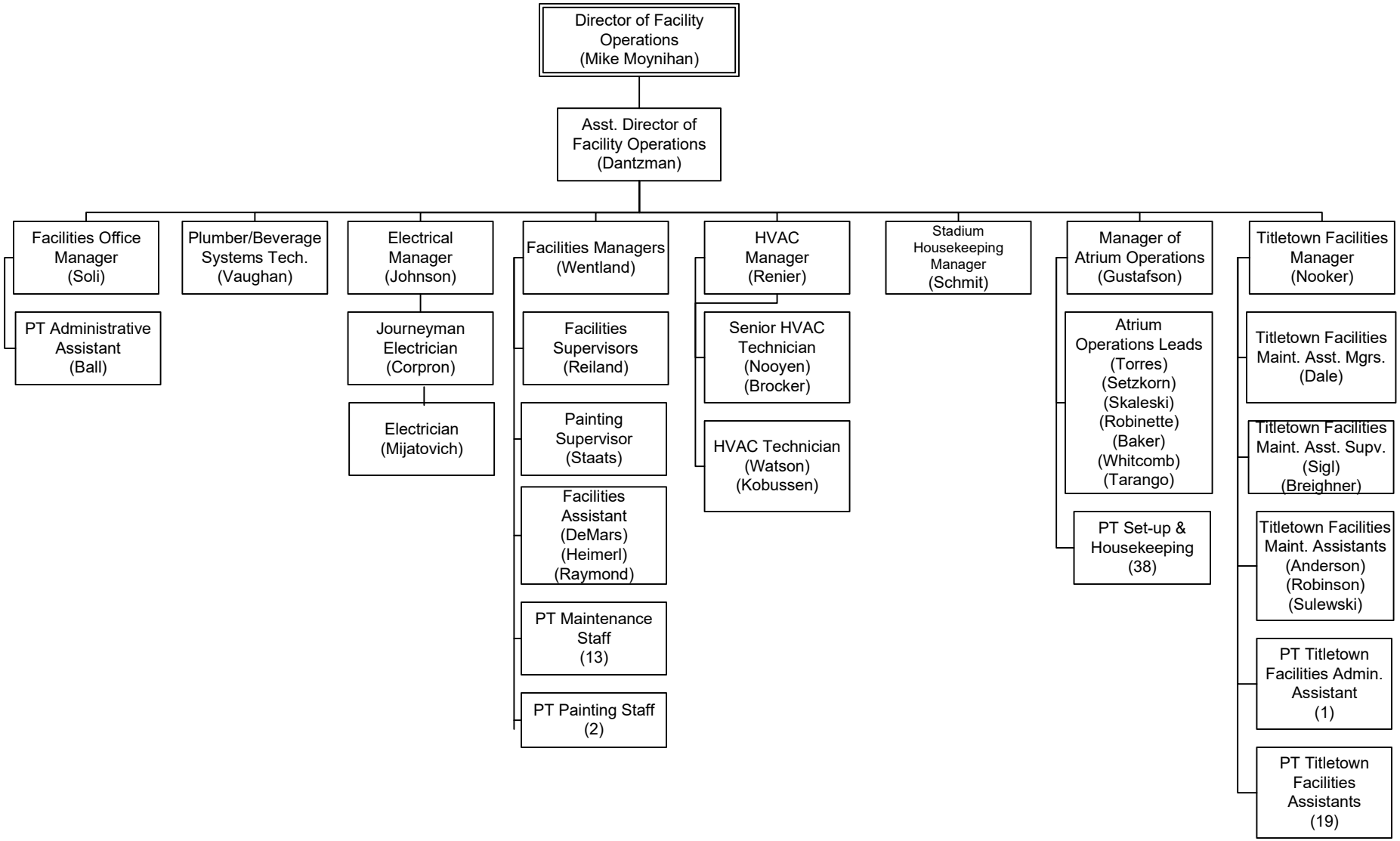

Rev. 06/26/2025

Appendix C

Green Bay Packers
Facility Service Providers and Responsibilities

LISTING OF SERVICE PROVIDERS
AND INSPECTION AGENCIES

SERVICE PROVIDER	SERVICES/PRODUCTS
AAA SANITATION	GREASE TRAP MAINTENANCE
ADVANCED AUTO PARTS	VEHICLE PARTS
ADVANCED MAINTENANCE	OFFICE CLEANING
AHERN FIRE PROTECTION	FIRE SPRINKLER SYSTEM MAINTENANCE
AIRGAS	CO2 & SHOP GASSES
AMBROSIUS SALES & SERVICE	SNOW EQUIPMENT MAINTENANCE
APPLE VALLEY LANDSCAPE	SNOW REMOVAL
ARBON	GARAGE & DOCK DOORS MAINTENANCE
ARC FACILITIES	DOCUMENT STORAGE & IMPLEMENTATION
AUGUST WINTERS	HVAC/PLUMBING
AUTOMOTIVE SUPPLY	VEHICLE PARTS
BADGER BALANCING	HVAC BALANCING
BATTERIES PLUS	BATTERIES
BATZNER PEST CONTROL	BIRD CONTROL
BAY VERTE	TOOLS & SUPPLIES
BELSON	JANITORIAL SUPPLIES
BERGSTROM CHEVROLET	VEHICLE MAINTENANCE
BOBCAT OF GREEN BAY	BOBCATS
BROWN COUNTY HEALTH DEPARTMENT	HEALTH INSPECTIONS
BUILDING SERVICES	OFFICE FURNITURE
CARRICO AQUATIC RESOURCES	POOL SUPPLY AND SERVICES
CENTRAL RESTORATION	BOWL RESTORATION
CHAD ROFFERS TRUCKING	SNOW MELT
CITY OF GREEN BAY	LOT SWEEPING & SURGE TANK MAINTENANCE
CORCORAN	WALL REPAIR & PAINTING
CRESTRON	LIGHTING SYSTEM
CUSTOM CABINETS	CABINETRY REPAIR
DEKEYSER	SEWER & PLUMBING MAINTENANCE
DELTA-T	HVAC SUPPLY
DON STEVENS	ICE MACHINES
ELECTRIC POWER SYSTEMS	CHILLER VCB TESTING
ENTRANCE SYSTEMS	ELECTRONIC GATE MAINTENANCE
EXCEL UNDERGROUND	UTILITY LOCATOR
EXPRESS INSULATION	PLUMBING INSULATION
FAHRNER ASPHALT	ASPHALT MAINTENANCE

FAIRCHILD EQUIPMENT	FORKLIFTS & CARTS
FASTENAL	HARDRDWARE & SUPPLIES
FERGUSON	PLUMBING SUPPLIES
FERRELLGAS	PROPANE
FILTRATION SERVICES	HVAC FILTERS
FIRST SUPPLY	HVAC & PLUMBING SUPPLIES
FLY ME FLAG	FLAGS
FORTRESS FENCE	FENCE REPAIR AND PARTS
FRANKS RADIO	RADIOS
G&O THERMAL SUPPLY	HVAC SUPPLIES
GARRATT CALLAHAN	CHILLER MAINTENANCE & SUPPLIES
GFL ENVIRONMENTAL	WASTE REMOVAL
GRAINGER	SUPPLIES
GUSTAVE LARSON	HVAC SUPPLIES
HEAT & POWER PRODUCTS	CHILLER & BOILER SUPPLIES
HJ MARTIN	FLOORING & GLASS
HOBART	DISHWASHER MAINTENANCE
H-O-H WATER TECHNOLOGY	CHILLER CHEMICALS
HOLIDAY AUTOMOTIVE	VEHICLE MAINTENANCE
HVAC USA	HVAC SUPPLIES
HYDROCLEAN EQUIPMENT	PRESSURE WASHERS
HYDRO-FLO	PLUMBING MAINTENANCE
IRWIN SEATING	SEATING PARTS & SUPPLIES
JACK'S MAINTENANCE	WINDOW CLEANING & PRESSURE WASHING
JANI-KING	HOUSEKEEPING
JFTCO	GENERATOR MAINTENANCE
JMB & ASSOCIATES	FREQUENCY DRIVES
JOHNSON CONTROLS	INSTRUMENTATION AND CONTROLS
JONES SIGN	SIGNAGE
JW INDUSTRIES	BLEACHERS & RAILINGS
KI	FURNITURE
LAFORCE HARDWARE	DOOR HARDWARE
LIMBLE	CMMS SOFTWARE
LP MOORADIAN	FLOOR CLEANING SUPPLIES & EQUIPMENT
MARTELL CONSTRUCTION	CONSTRUCTION
MILL COATINGS	SURFACE COATING
MILTON PROPANE	PROPANE
MIRON CONSTRUCTION	CONSTRUCTION
MMJV	CHILLER MAINTENANCE
MOTION INDUSTRIES	HVAC SUPPLIES

NASSCO	JANITORAL SUPPLIES
NORTHEAST ASPHALT	ASPHALT MAINTENANCE
NORTHERN METAL AND ROOFING	ROOF MAINTENANCE
NORTHWOODS KITCHEN EXHAUST	HOOD CLEANING
OTIS ELEVATOR	ELEVATOR & ESCALATOR MAINTENANCE
OVERHEAD DOOR	GARAGE DOORS
PACKER CITY SOFT WATER	SOFT WATER PRODUCTS
PACKER FASTENER	HARDWARE
PARTSTOWN	HVAC SUPPLIES
POOL SUPPLY UNLIMITED	POOL SUPPLIES
POOL WORKS	POOL CHEMICALS & SUPPLIES
PROFESSIONAL DOOR SYSTEMS	DOOR MAINTENANCE
PROFESSIONAL SUPPLY	PAPER PRODUCTS
QUALITY CUSTOM METAL	METAL FABRICATION
QUALITY SANDBLASTING	SAND BLASTING
QUICK SIGNS	SIGNAGE
RIESTERER & SCHNELL	JOHN DEERE EQUIPMENT
SAN-A-CARE	SCRUBBING MACHINES
SHERWIN WILLIAMS	PAINT
SI METALS	METAL SUPPLIES
SIMPLEX	CARD READERS, FIRE ALARM SYSTEM
SPRING VALLEY	SNOW MELT
STATE OF WISCONSIN	PERMITS
SUNBELT	EQUIPMENT RENTAL
TEMPERATURE SYSTEMS	HVAC SUPPLIES
TENNANT	CLEANING EQUIPMENT
TNEMEC	PAINT
TRANE CO	HVAC SUPPLIES
TWEET/GAROT	HVAC CONTROLS & SUPPLIES
ULINE	OFFICE/SHOP SUPPLIES
VANDENPLAS PORTABLE SOLUTIONS	PORTABLE TOILETS
VAN'S FIRE AND SAFETY	FIRE EXTINGUISHERS & ANSUL SYSTEMS
VDH ELECTRIC	CONTRACTED ELECTRICIANS
VIKING ELECTRIC	ELECTRICAL SUPPLIES
VILLAGE OF ASHWAUBENON	FIRE INSPECTIONS
VISIONS UPHOLSTERY	CANOPIES, FIELD PADS, CANVASSES
VYRON	HVAC FILTERS & CHEMICALS
WEBSTAURANT STORE	CONCESSION/KITCHEN PARTS
WHITE BUFFALO TRUCKING	SNOW REMOVAL
WIL-KIL PEST CONTROL	PEST CONTROL

WISCONSIN ELEVATOR INSPECTIONS .....ELEVATOR INSPECTION
WISCONSIN LIFT TRUCK .....LIFT MAINTENANCE
WOLTER.....MOTORIZED EQUIPMENT
XYLEM WATER SOLUTIONS .....SURGE TANK MAINTENANCE
ZEISE CONSTRUCTION .....BRICK & TILE INSTALLATION
ZORO…….. HVAC SUPPLIES

Appendix D

Product Literature for Limble CMMS

Special Announcement: Limble raises $58M Series B Funding Round led by Goldman Sachs

Learn More (/limble-raises-58m-series-b/) Dismiss

CMMS Software

Make Managing Maintenance Easy with Limble's Intuitive CMMS Software

Try Self Demo(/self-demo/) See Pricing(/pricing/)



Special Announcement: Limble raises $58M Series B Funding Round led by Goldman Sachs
Learn More (/limble-raises-58m-series-b/) Dismiss

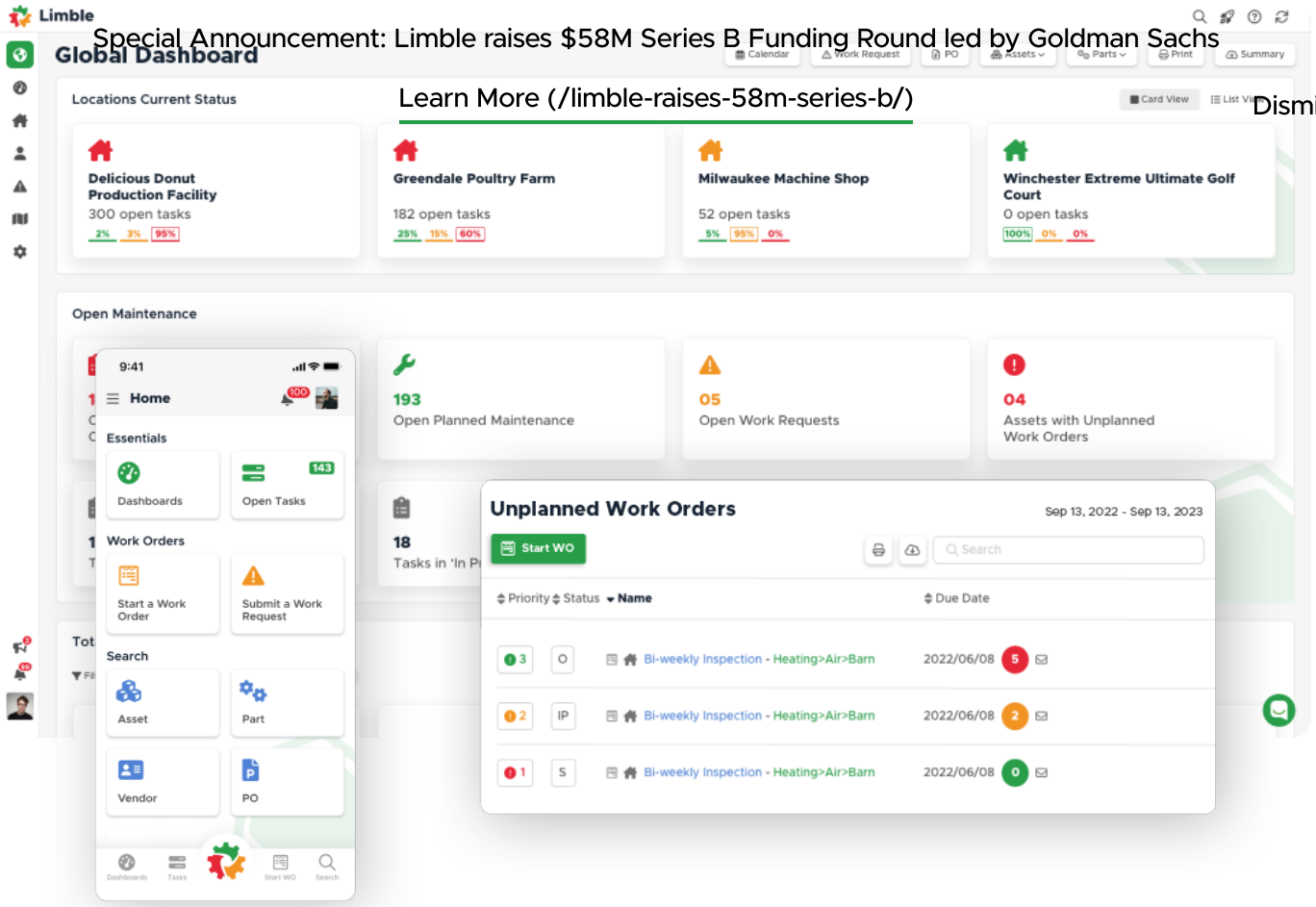

TRUSTED BY 50,000+ PROFESSIONALS AROUND THE WORLD

A CMMS Your Technicians Will Embrace

Easily organize work orders, PMs, and other tasks for your entire team.

Special Announcement: Limble raises $58M Series B Funding Round led by Goldman Sachs
Learn More (/limble-raises-58m-series-b/) Dismiss

- View all tasks, work orders, work requests, and PMs
- Streamline workflows and manage priorities so the right work gets done first
- Provide detailed instructions with pictures, files, checklists, and more
- Quickly communicate with team members and requestors so nothing gets lost
- Report KPIs on maintenance operations such as completed work, time spent, planned vs. unplanned tasks, and more

Try Self Demo(/self-demo/) See Pricing(/pricing/)

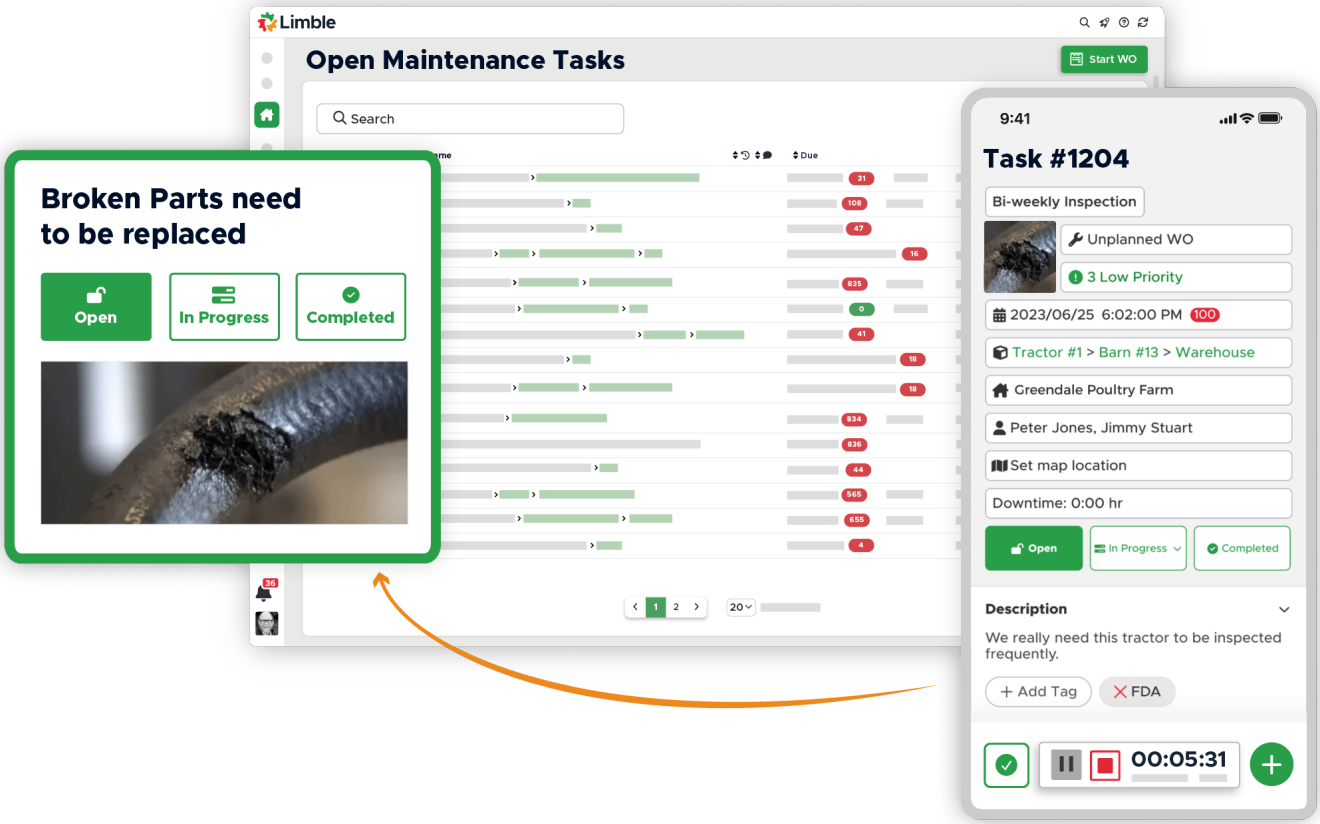

(https://limblecmms.com/wp-content/uploads/CMMS-Software-Work-Order-System-1024x652.webp)

Reduce Downtime

Automates your PM checklists, optimizes team efficiency, and cuts costs by transforming guesswork into data-driven uptime.

Special Announcement: Limble raises $58M Series B Funding Round led by Goldman Sachs
Learn More (/limble-raises-58m-series-b/) Dismiss

- Automate PM scheduling based on time, usage, or condition
- Build intuitive PM checklists with all the information and functionality your technicians need
- View critical KPIs such as maintenance costs, labor, downtime, MTTR/MTBF, and more
- Report on the success of your maintenance activities so that you can optimize asset performance

Try Self Demo(/self-demo/) See Pricing(/pricing/)

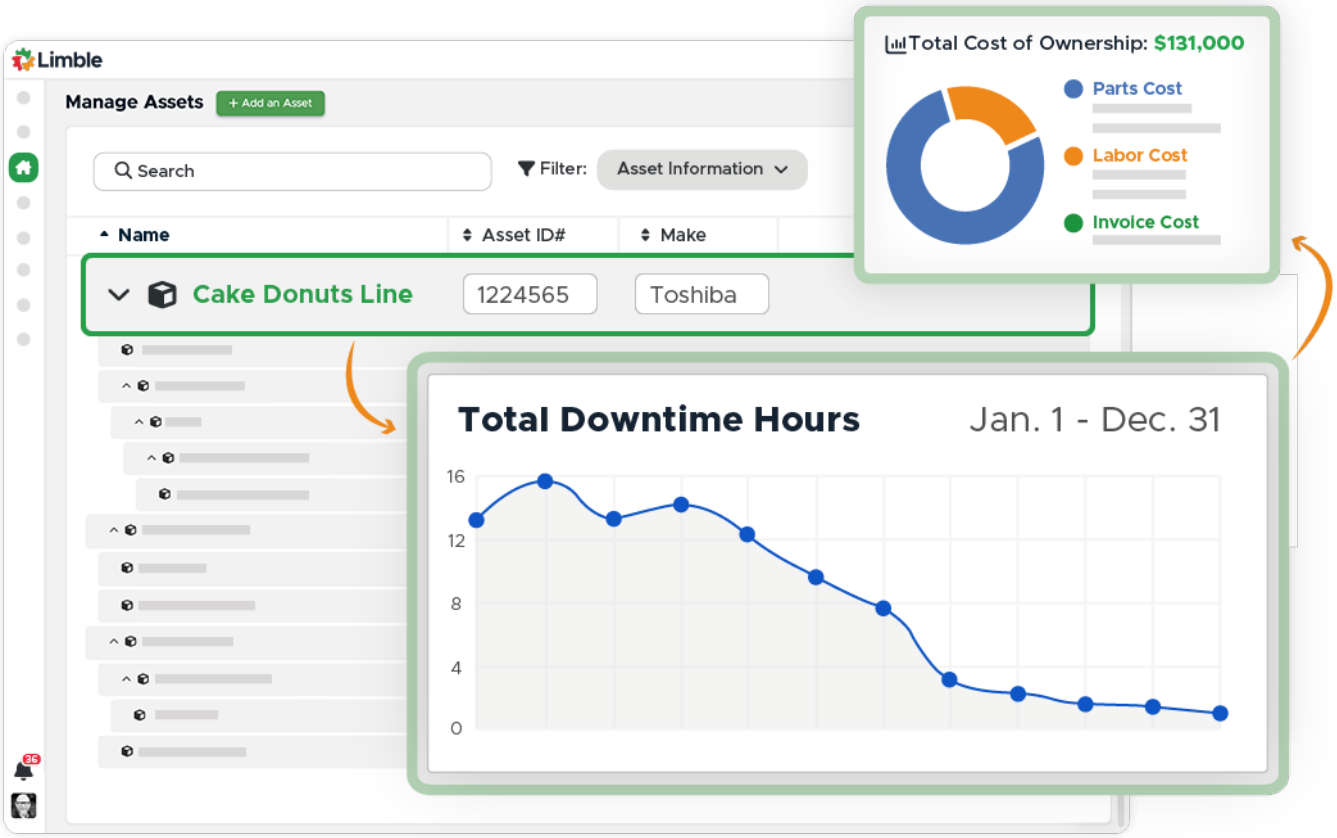

(https://limblecmms.com/wp-content/uploads/Track-Maintenance-Assets-and-Optimize-Performance-1024x694.webp)

Special Announcement: Limble raises $58M Series B Funding Round led by Goldman Sachs

Learn More (/limble-raises-58m-series-b/) Dismiss

Software Built for Maintenance Professionals

Intuitive and flexible asset management features make it easy to manage your assets, whether you have 10 or 10 million.

- Build custom asset hierarchies to stay organized
- Know the health of your assets, what they cost you and why
- View detailed asset maintenance logs in real-time
- Print QR codes to quickly lookup assets or start work

Try Self Demo(/self-demo/) See Pricing(/pricing/)

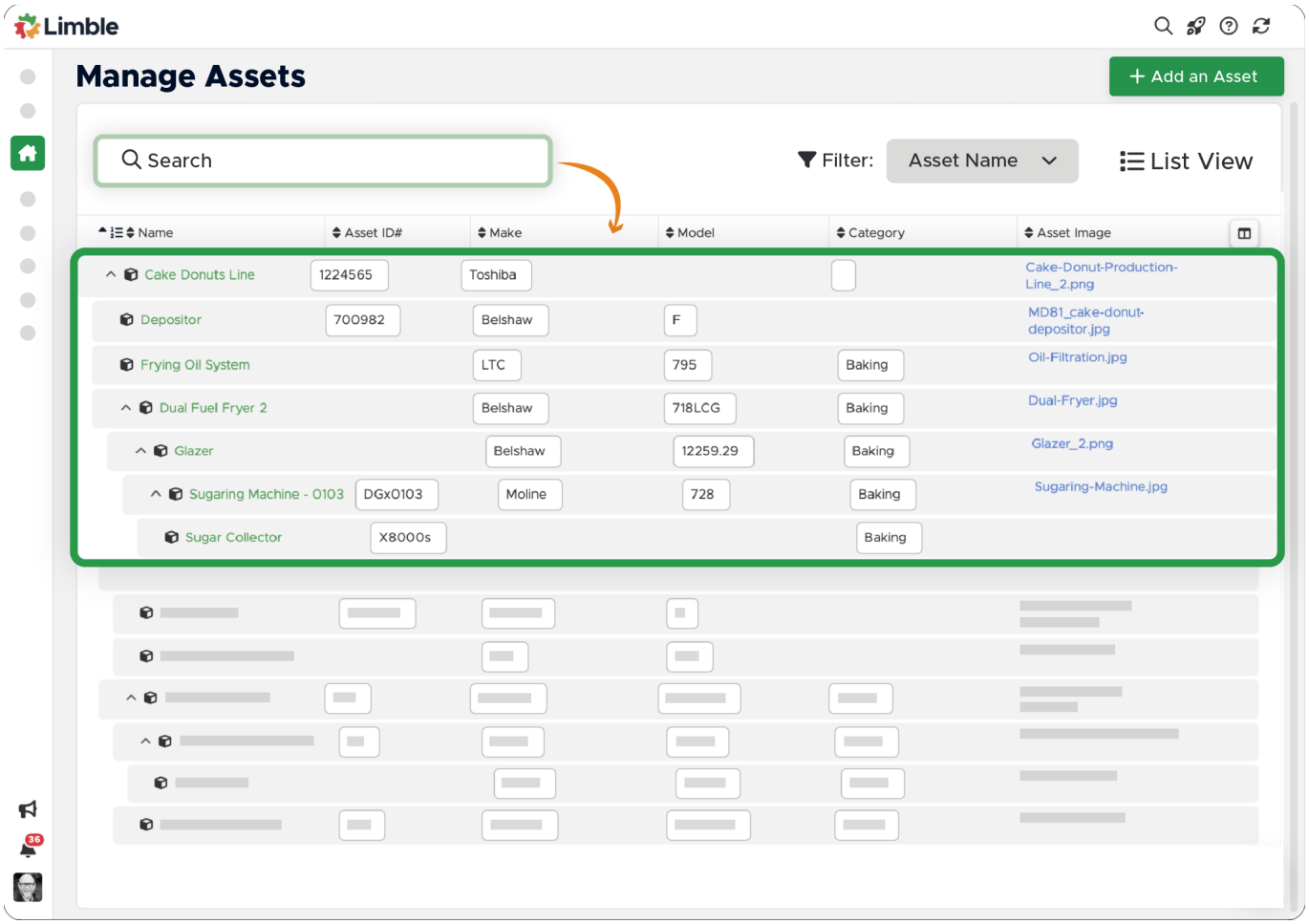

(https://limblecmms.com/wp-content/uploads/Website-Screenshots_ASSETS-Effortlessly-Organize-Your-Assets-2048x1440-V2-1024x720.webp)

Special Announcement: Limble raises $58M Series B Funding Round led by Goldman Sachs

Learn More (/limble-raises-58m-series-b/) Dismiss

Get Control of Your Inventory

Organize your spare parts to know what is in stock, where it is, and when it will run out to ensure your technicians have the parts they need to do the job.

- Instant push and email notifications when parts are low
- Barcode/ QR code lookup to easily check part stock quantities and location
- Unused parts tracking that tells you when items have gone stale
- Inventory Cycle Counts to keep your physical inventory accurate

Try Self Demo(/self-demo/) See Pricing(/pricing/)

Special Announcement: Limble raises $58M Series B Funding Round led by Goldman Sachs

Learn More (/limble-raises-58m-series-b/) Dismiss

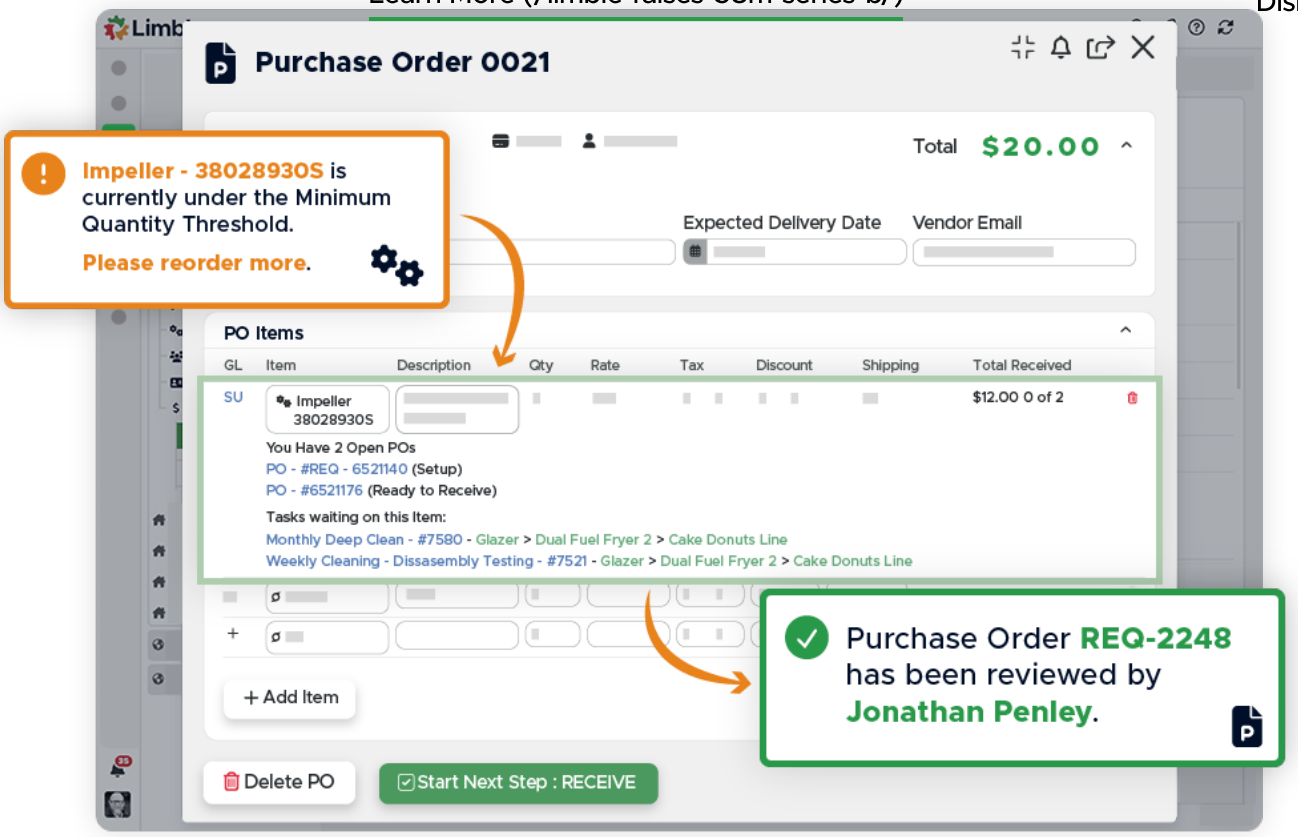

(https://limblecmms.com/wp-content/uploads/Spare-Part-Inventory-You-Can-Trust.webp)

See what our customers say about Limble.

Watch Case Study >(/case-study/)

Appendix E

Green Bay Packers
CMMS Protocol/ Equipment List

GREEN BAY PACKERS FACILITIES DEPARTMENT

CMMS Implementation Protocol
Maintenance 5000, Fixed Asset Management Software, by MRI
Effective Date: August, 2020

❖ Data Entry

- **Equipment**
  - **HVAC Data:** A HVAC data entry form will be filled out by the HVAC technicians for each new piece of equipment in the building. Equipment data will be entered into the CMMS system within two weeks of receipt. These data entry forms, once entered into the CMMS system, will be catalogued by Equipment type and the Equipment number in the appropriate binders. (See Equipment Numbering System form for abbreviation descriptions).
  - **Appliance Data:** The numbering system is the appropriate appliance abbreviation (see Equipment Numbering System form), then the room number. This number is listed at the top of the HVAC data entry form, completed by the HVAC technicians. The appliance data will be entered into the Task portion of the CMMS data, and then attached to the "Location" equipment in the Preventative Maintenance Master file. Appliance data will also be entered in as equipment using the same numbering system and will be linked to the location equipment as a sub-assembly for quick reference. Appliance data will be entered into the CMMS system within 30 days of receipt. Once the data has been entered into the CMMS system, the HVAC forms will be catalogued by Room Number in the appropriate binders.
  - **Location Data:** Each room in the building will be entered into the CMMS system to track necessary preventative maintenance, including but not limited to: Buffing floors, scrubbing Carpets, pumping Grease Traps, replacing Electronic Faucet batteries, etc. Room numbers will be used as the Equipment Numbers for this data. Maps were created for each level of the building detailing the equipment that is in the CMMS system. If a new location is added, or a name changed, a Map Revision form must be filled out to ensure the new information is updated on the appropriate Equipment Map.
  - **Miscellaneous Data:** Data gathered by other Facilities technicians will be addressed for entry into the CMMS system on a case-by-case basis. An example of this would be Automotive Equipment, including carts, trucks, lifts, etc. This data will be entered into the Equipment file of the CMMS system.
  - **Parts:** HVAC parts are the only parts we will enter into the CMMS system at this point. This includes Filters, Belts, Motors, etc. See Part Numbering System form for information on the correct way to number these parts. Each part must be linked to its coordinating piece of equipment in both the Equipment file and the Preventative Maintenance master file. Part information is found on the HVAC data entry form.
- **Labor Craft Records:** Each technician is assigned a labor craft that describes the type of work that they do.
- **Maintenance Code:** The Maintenance Code is a general description of the type of work to be performed. The Maintenance Codes listed in the system are Build, Install, Preventative Maintenance, Repair, and Start-up/Shut-down.
- **Work Type:** This is a more descriptive list of the types of work that the technicians may

perform (see Work Type Categorization for specifics).

- **Shift:** The shifts we will use are Days, After Hours, and Any. This is used to inform the technician when the work order may be completed.
- **Tasks:** Task information is gathered for each piece of equipment that is in the CMMS system. For the HVAC data, task information was based on the following information: Historical knowledge, Operations and Maintenance manuals, and Johnson Control information. The task numbering system for the HVAC tasks was created based on the appropriate equipment abbreviation followed by a three digit number, developed consecutively beginning at 001. (See Equipment Numbering System form for details). Tasks are also developed based on piece of equipment being worked on. For example, tasks were created to check out each appliance in a concession stand.
- **Causes:** Causes were developed to describe the basis of the work order. The causes we use are Equipment Failure, Excessive Wear and Tear, New Installation, No Problem, Normal Wear and Tear, Operator Error, Start-up/Shut-down, and Vandalism.

❖ Preventative Maintenance Work Orders

- **Layout:** PM's will be created based on the type of equipment and, for HVAC PM's, either run-time or date-based intervals. If a PM is changed upon request of the technician, the PM Layout form must be updated with your initials and the date.
- **Information Needed (fill out PM Layout form)**
  - PM Frequency
  - Run-time or Date-Based: If it will be Run-time based, we need to know the current usage, cycle, and advance.
  - Parts: Which parts are necessary to complete this PM?
  - Tools: Which tools are necessary to complete this PM?
  - Time: What is the estimated time it will take to complete this PM?
  - Priority: What is the priority of this PM: High, Normal?
  - Shift: On what shift does this PM need to be completed on: Day, After Hours, or Any?
  - Lead Time: How far in advance should the PM print out before it's cycle date?
  - Drawing Files: Do you want to attach any drawing files?
  - Start Date: When would you like the first PM to occur?

Once this information has been gathered for a piece of equipment, you may create the PM.

Asset ID	Asset Name	Asset Type	Asset Group	Make	Model
2846	1B27D	Electrical Equipment	Panel		
2848	AC-1B01	HVAC Equipment	Air Conditioner	Liebert (water cooled)	VH11RAUAAE1
2850	AC-1H01	HVAC Equipment	Air Conditioner	Trane	TWE018C140BO
2855	AC-8E04	HVAC Equipment	Air Conditioner	Liebert	DME037E-PH7
3559	ACCU-1-JTV	HVAC Equipment	AC Condensing Unit	Daikin	RCS120DYYYY
2856	ACCU-2J01	HVAC Equipment	Air Cooled Condensing Unit	Trane	TTA240F400BA
3560	ACCU-2-JTV	HVAC Equipment	AC Condensing Unit	Daikin	RCS120DYYYY
3561	ACCU-3-JTV	HVAC Equipment	AC Condensing Unit	AAON	DFA-040-D-A-3-GC00L
2847	AC-DE-1H02	HVAC Equipment	Air Conditioner	Desert Aire	IH0300RR4E22798
2858	ACMP-1	HVAC Equipment	Air Compressor	General Air Products	LT1220200B
2859	ACMP-2	HVAC Equipment	Air Compressor	General Air Products	LT620100B
2860	ACMP-3	HVAC Equipment	Air Compressor	General Air Products	LT620100B
2861	ACMP-4	HVAC Equipment	Air Compressor	General Air Products	LT900150B
2862	ACMP-5	HVAC Equipment	Air Compressor	General Air Products	?
2863	ACMP-6	HVAC Equipment	Air Compressor	Ingersoll	?
3635	ACMP-7	HVAC Equipment	Air Compressor		?
2857	ACMP-DC1	HVAC Equipment	Air Compressor	?	Q12120PQ
3506	AC-PBX-2	HVAC Equipment	Air Conditioner	Liebert	DA085PD1AD543A
2864	AC-PSWA	HVAC Equipment	Air Conditioner	Liebert	BK60G-AAE19168
3063	Advance Sweeper (0485)	Motorized Equipment	Sweeper	Advance	
3556	AHU-1A-JTV	HVAC Equipment	Air Handler Unit	Daikin	CAH049GDGM
3557	AHU-1B-JTV	HVAC Equipment	Air Handler Unit	Daikin	CAH049GDGM
2682	AHU-1C01	HVAC Equipment	Air Handler Unit	Trane	MCCA21
2683	AHU-1C02	HVAC Equipment	Air Handler Unit	?	?
2684	AHU-1C03	HVAC Equipment	Air Handler Unit	?	?
2686	AHU-1G04	HVAC Equipment	Air Handler Unit	Mcquay	CAH065GDGM
2687	AHU-1G05	HVAC Equipment	Air Handler Unit	Mcquay	CAH019GDGM
2688	AHU-1G06	HVAC Equipment	Air Handler Unit	Mcquay	CAH029GDGM
2689	AHU-1G07	HVAC Equipment	Air Handler Unit	Mcquay	CAH027GDGM
2690	AHU-1G08	HVAC Equipment	Air Handler Unit	Mcquay	CAH033GDGM
2692	AHU-1H13	HVAC Equipment	Air Handler Unit	?	?
2693	AHU-1H14	HVAC Equipment	Air Handler Unit	?	?
2694	AHU-1J01	HVAC Equipment	Air Handler Unit	Trane	T6K366A 1A
2695	AHU-1L01	HVAC Equipment	Air Handler Unit	Mcquay	ACH550-PCR1078A-4+C170+F267
2696	AHU-1L02	HVAC Equipment	Air Handler Unit	Mcquay	ACH550-PCR-031A-4+C170+F267
3489	AHU-1L03	HVAC Equipment	Air Handler Unit	?	?
2697	AHU-1MG10	HVAC Equipment	Air Handler Unit	Mcquay	CAH034GDGM
2698	AHU-1MK01	HVAC Equipment	Air Handler Unit	Mcquay	CAH025GDAC
2699	AHU-1MK02	HVAC Equipment	Air Handler Unit	Mcquay	CAH035GDAC
2700	AHU-1MK03	HVAC Equipment	Air Handler Unit	Mcquay	CAH030GDAC

2701	AHU-1MK05	HVAC Equipment	Air Handler Unit	Mcquay	CAH040GDAC
2702	AHU-2A01	HVAC Equipment	Air Handler Unit	?	?
2703	AHU-2A15	HVAC Equipment	Air Handler Unit	Trane	TAM4A0A18511EDA
2704	AHU-2B01	HVAC Equipment	Air Handler Unit	?	?
2705	AHU-2B02	HVAC Equipment	Air Handler Unit	?	?
2706	AHU-2E01	HVAC Equipment	Air Handler Unit	Trane	MCCA008GA20ABC000E
2707	AHU-2E02	HVAC Equipment	Air Handler Unit	Trane	MCCA017GAZ
2708	AHU-2E03	HVAC Equipment	Air Handler Unit	Trane	MCCA017GAZ0ABA
2709	AHU-2G11	HVAC Equipment	Air Handler Unit	Mcquay	CAH025GVGM
2710	AHU-2G12	HVAC Equipment	Air Handler Unit	?	?
2711	AHU-2H02	HVAC Equipment	Air Handler Unit	?	?
2712	AHU-2H09	HVAC Equipment	Air Handler Unit	Mcquay	CAH044GDGM
3558	AHU-2-JTV	HVAC Equipment	Air Handler Unit	Daikin	CAH018GDGH
3494	AHU-2L01	HVAC Equipment	Air Handle Unit	?	?
3493	AHU-2L02	HVAC Equipment	Air Handle Unit	?	?
3492	AHU-2L04	HVAC Equipment	Air Handler Unit	?	?
2713	AHU-2ML03	HVAC Equipment	Air Handler Unit	Mcquay	ACH550-PCR078-4+C170+F267
2714	AHU-3E01	HVAC Equipment	Air Handler Unit	Trane	MCCA014GAZ0A
2715	AHU-4E01	HVAC Equipment	Air Handler Unit	Trane	MCCA017UB
3893	AHU-4G01	HVAC Equipment	Air Handler	?	?
3877	AHU-4H01	HVAC Equipment	Air Handler Unit	?	?
2718	AHU-4H02	HVAC Equipment	Air Handler Unit	?	?
3878	AHU-4H03	HVAC Equipment	Air Handler Unit	?	?
2720	AHU-5E01	HVAC Equipment	Air Handler Unit	Trane	MCCA30
3892	AHU-5G01	HVAC Equipment	Air Handler Unit	?	?
2722	AHU-6A01	HVAC Equipment	Air Handler Unit	Trane	MCCA040GAZ
2723	AHU-6A02	HVAC Equipment	Air Handler Unit	Trane	MCCB030UA0C0UB
2724	AHU-6A03	HVAC Equipment	Air Handler Unit	Trane	MCCB040UADC0UA
2725	AHU-6A04	HVAC Equipment	Air Handler Unit	Trane	MCCB04OUAOCOUB
2726	AHU-6E01	HVAC Equipment	Air Handler Unit	Trane	MCCA30
2727	AHU-6F01	HVAC Equipment	Air Handler Unit	Trane	MCCB040UA0CDUA
2728	AHU-6F02	HVAC Equipment	Air Handler Unit	Trane	MCCB040N0A
2729	AHU-6F03	HVAC Equipment	Air Handler Unit	Trane	MCCB040UA0C08A
2730	AHU-6F04	HVAC Equipment	Air Handler Unit	Trane	MCCA040GAZ0
3891	AHU-6G01	HVAC Equipment	Air Handler Unit	?	?
2731	AHU-6H01	HVAC Equipment	Air Handler Unit	Trane	MCCA030GA20AB
2732	AHU-6H02	HVAC Equipment	Air Handler Unit	?	?
2733	AHU-7E01	HVAC Equipment	Air Handler Unit	Trane	MCCA030GAZ0
2734	AHU-7E02	HVAC Equipment	Air Handler Unit	Trane	MCCA012GAZ0
2735	AHU-7H01	HVAC Equipment	Air Handler Unit	Trane	MCCA080GAZ0ABA
2736	AHU-7H02	HVAC Equipment	Air Handler Unit	Trane	MCCA066UBOB

2737	AHU-8E01	HVAC Equipment	Air Handler Unit	Trane	MCCA080ABJ
2738	AHU-8E02	HVAC Equipment	Air Handler Unit	Trane	MCCA014GAZ
2739	AHU-9K04	HVAC Equipment	Air Handler Unit	Mcquay	CAH030GDAC
2740	AHU-9K06	HVAC Equipment	Air Handler Unit	Mcquay	CAH025GDAC
2865	AMS T500	Motorized Equipment	Floor Scrubber		
2866	APS-DC	HVAC Equipment	Air Purifier	Purafil	MDWPSA-302-99-18M-2F-PLN-BLR
2843	Atrium Cart (5081)	Motorized Equipment	Cart		
3547	B-1-JTV	HVAC Equipment	Boiler	Fulton	VTG-3000
3548	B-2-JTV	HVAC Equipment	Boiler	Fulton	VTG-3000
3896	BCU-7G01	HVAC Equipment	Blower Coil Unit		
2304	B-E1	HVAC Equipment	Boiler	Fulton	VTG-4000
2305	B-E2	HVAC Equipment	Boiler	Fulton	VTG-4000
2306	B-E3	HVAC Equipment	Boiler	Fulton	VTG-4000
2307	B-E4	HVAC Equipment	Boiler	Fulton	VTG-4000
3508	B-Hinkle Field (6)	HVAC Equipment	Boiler	?	?
3046	Bil-Jax 3522 Arial Lift	Motorized Equipment	Lift	Bil-Jax	3522
3047	Bil-Jax 45XA Boom Lift (0483)	Motorized Equipment	LIft	Bil-Jax	45XA
2308	B-N1	HVAC Equipment	Boiler	Fulton	PHW-1400
2309	B-N2	HVAC Equipment	Boiler	Fulton	PHW-1400
3072	Box Truck	Vehicle	Truck		
2310	B-P1	HVAC Equipment	Boiler	Cleaver Brooks	FLX
2311	B-P2	HVAC Equipment	Boiler	Cleaver Brooks	FLX
2312	B-PS 5	HVAC Equipment	Boiler	?	?
2313	B-PS 6	HVAC Equipment	Boiler	?	?
2314	B-PS 7	HVAC Equipment	Boiler	?	?
2315	B-SEZ-1	HVAC Equipment	Boiler	Fulton	VTG-4000
2316	B-SEZ-10	HVAC Equipment	Boiler	Fulton	VTG-4000
2317	B-SEZ-11	HVAC Equipment	Boiler	Fulton	VTG-4000
2318	B-SEZ-12	HVAC Equipment	Boiler	Fulton	VTG-4000
2319	B-SEZ-2	HVAC Equipment	Boiler	Fulton	VTG-4000
2320	B-SEZ-3	HVAC Equipment	Boiler	Fulton	VTG-4000
2321	B-SEZ-4	HVAC Equipment	Boiler	Fulton	VTG-4000
2322	B-SEZ-5	HVAC Equipment	Boiler	Fulton	VTG-4000
2323	B-SEZ-6	HVAC Equipment	Boiler	Fulton	VTG-4000
2324	B-SEZ-7	HVAC Equipment	Boiler	Fulton	VTG-4000
2325	B-SEZ-8	HVAC Equipment	Boiler	Fulton	VTG-4000
2326	B-SEZ-9	HVAC Equipment	Boiler	Fulton	VTG-4000
2327	B-T1	HVAC Equipment	Boiler	Cleaver Brooks	FLX
2328	B-T2	HVAC Equipment	Boiler	Cleaver Brooks	FLX
2845	Carpet Scrubber (0183-153)	Cleaning Equipment	Carpet Scrubber		
3053	Cat Riding Pallet Jack (0331)	Motorized Equipment	Pallet Jack	Cat	

3054	Cat Riding Pallet Jack (0332)	Motorized Equipment	Pallet Jack	Cat	
2868	CH-1	HVAC Equipment	Chiller	Daikin	WSC126-CAABR
2869	CH-2	HVAC Equipment	Chiller	Daikin	WSC126-CAABR
2870	CH-3	HVAC Equipment	Chiller	Daikin	WSC126-CAABR
3036	CH-4	HVAC Equipment	Chiller	?	?
2871	CHILLER PLANT PUMPS	HVAC Equipment	Chiller Pump	?	?
2872	CH-P1	HVAC Equipment	Chiller	?	?
2873	CH-P2	HVAC Equipment	Chiller	?	?
2874	CH-P3	HVAC Equipment	Chiller	?	?
2875	CHSEZ-1-A	HVAC Equipment	Chiller	?	?
2876	CHSEZ-2-A	HVAC Equipment	Chiller	?	?
2877	CHWP-P1	HVAC Equipment	Chilled Water Pump	?	?
2878	CHWP-P2	HVAC Equipment	Chilled Water Pump	?	?
2879	CHWP-P3	HVAC Equipment	Chilled Water Pump	?	?
2880	CHWP-P4	HVAC Equipment	Chilled Water Pump	?	?
2881	CHWP-SEZ-1	HVAC Equipment	Chilled Water Pump	?	?
2882	CHWP-SEZ-2	HVAC Equipment	Chilled Water Pump	?	?
3657	Columbia Equipment Department Cart	Motorized Equipment	Cart	Columbia	
3498	Columbia Green Trainers Cart	Motorized Equipment	Cart	Columbia	
3067	Columbia Maintenance Cart	Motorized Equipment	Cart	Columbia	
3068	Columbia Plumbing Cart	Motorized Equipment	Cart	Columbia	
3499	Columbia Yellow Ambulance Cart	Motorized Equipment	Cart	Columbia	
2883	COND-PSWA	HVAC Equipment	Air Conditioner	Carrier	3ECK030330
2102	CUH-1.5H01	HVAC Equipment	Cabinet Unit Heater	?	?
2103	CUH-1B01	HVAC Equipment	Cabinet Unit Heater	Trane	FFBB1001AN
2104	CUH-1C01	HVAC Equipment	Cabinet Unit Heater	Trane	FFDB1001AP
2105	CUH-1J01	HVAC Equipment	Cabinet Unit Heater	Trane	FFCB0901BADFOAOOBG2MOOOOD
2106	CUH-1J02	HVAC Equipment	Cabinet Unit Heater	Trane	FFCB0901BADFOAOOBG2MOOOOD
2107	CUH-1J03	HVAC Equipment	Cabinet Unit Heater	Trane	FFCB0901BADFOAOOBG2MOOOOD
2108	CUH-1J04	HVAC Equipment	Cabinet Unit Heater	?	F1000-02
2109	CUH-1L01	HVAC Equipment	Cabinet Unit Heater	Envirotech	HLP 25 C
2110	CUH-1L02	HVAC Equipment	Cabinet Unit Heater	Envirotech	HLP 25 C
2111	CUH-1L03	HVAC Equipment	Cabinet Unit Heater	Envirotech	HLE 25 C
2112	CUH-1L04	HVAC Equipment	Cabinet Unit Heater	Envirotech	HLP 25 C
2113	CUH-2B01	HVAC Equipment	Cabinet Unit Heater	?	?
2114	CUH-2B02	HVAC Equipment	Cabinet Unit Heater	?	?
2115	CUH-2B03	HVAC Equipment	Cabinet Unit Heater	?	?
2116	CUH-2B04	HVAC Equipment	Cabinet Unit Heater	?	?
2117	CUH-2B05	HVAC Equipment	Cabinet Unit Heater	?	?
2118	CUH-2B06	HVAC Equipment	Cabinet Unit Heater	?	?
2119	CUH-2B07	HVAC Equipment	Cabinet Unit Heater	Trane	FFDB1001APODOF2OAH2M

2120	CUH-2B08	HVAC Equipment	Cabinet Unit Heater	Trane	FFDB1001APODOF2OAH2M
2121	CUH-2B09	HVAC Equipment	Cabinet Unit Heater	Trane	FFDB1001APODOF2OAH2M
2122	CUH-2B10	HVAC Equipment	Cabinet Unit Heater	Trane	FFEB0407BPODF20AJ000750
2123	CUH-2B11	HVAC Equipment	Cabinet Unit Heater	Trane	FFEB0407BD0DF20AU000750
2124	CUH-2B12	HVAC Equipment	Cabinet Unit Heater	Trane	FFEB0407BD0DF20AU000750
2125	CUH-2B13	HVAC Equipment	Cabinet Unit Heater	Trane	FFEB0407BD0DF20AU000750
2126	CUH-2B14	HVAC Equipment	Cabinet Unit Heater	Trane	FFEB0407BD0DF20AU000750
2127	CUH-2B15	HVAC Equipment	Cabinet Unit Heater	Trane	FFEB0407BD0DF20AU000750
2128	CUH-2B16	HVAC Equipment	Cabinet Unit Heater	Trane	FFEB0407BD0DF20AU000750
2129	CUH-2B17	HVAC Equipment	Cabinet Unit Heater	Trane	FFEB0407BD0DF20AU000750
2130	CUH-2B18	HVAC Equipment	Cabinet Unit Heater	Trane	FFEB0407BD0DF20AU000750
2131	CUH-2B19	HVAC Equipment	Cabinet Unit Heater	Trane	FFEB0407BD0DF20AU000750
2132	CUH-2B20	HVAC Equipment	Cabinet Unit Heater	Trane	FFBB1001A
2133	CUH-2B21	HVAC Equipment	Cabinet Unit Heater	Trane	FFDB1001APODOF2OAH2M
2134	CUH-2B23	HVAC Equipment	Cabinet Unit Heater	Trane	FFEB0401AUODF20AH2M
2136	CUH-2B24	HVAC Equipment	Cabinet Unit Heater	Trane	FFEB0301AU0D0F20AH2M
2137	CUH-2B25	HVAC Equipment	Cabinet Unit Heater	Trane	FFEB0301AU0D0F20AH2M
2138	CUH-2B26	HVAC Equipment	Cabinet Unit Heater	?	?
2140	CUH-2B28	HVAC Equipment	Cabinet Unit Heater	Trane	FFEB0301AUODOF20AH2M
2142	CUH-2B29	HVAC Equipment	Cabinet Unit Heater	Trane	?
2143	CUH-2B30	HVAC Equipment	Cabinet Unit Heater	?	?
2145	CUH-2B31	HVAC Equipment	Cabinet Unit Heater	?	?
2146	CUH-2B32	HVAC Equipment	Cabinet Unit Heater	Trane	FFBB1001AN0B0H
2147	CUH-2C02	HVAC Equipment	Cabinet Unit Heater	Trane	FFDB1001AP
2148	CUH-2E01	HVAC Equipment	Cabinet Unit Heater	Trane	FFEB1001APODOF20A
2149	CUH-2F01	HVAC Equipment	Cabinet Unit Heater	Trane	FFEB1001APODOF20A
2150	CUH-2F02	HVAC Equipment	Cabinet Unit Heater	Trane	FFEB1001AU0D0F
2151	CUH-2H01	HVAC Equipment	Cabinet Unit Heater	Trane	FFBB1001AN0B0H
2152	CUH-4B01	HVAC Equipment	Cabinet Unit Heater	Trane	FFDB1201AP0D0F20AH2M
2153	CUH-4B02	HVAC Equipment	Cabinet Unit Heater	Trane	FFDB1201AP0D0F20AH2M
2154	CUH-4B03	HVAC Equipment	Cabinet Unit Heater	Trane	FFDB1201AP0D0F20AH2M
2155	CUH-4B04	HVAC Equipment	Cabinet Unit Heater	Trane	FFDB1201AP0D0F20AH2M
2156	CUH-4B05	HVAC Equipment	Cabinet Unit Heater	Trane	FFDB1201AP0D0F20AH2M
2157	CUH-4B06	HVAC Equipment	Cabinet Unit Heater	Trane	FFDB1201AY0D0F20AH2M
2161	CUH-4B09	HVAC Equipment	Cabinet Unit Heater	Trane	FFDB1201AP0D0F20AH2M
2162	CUH-4B10	HVAC Equipment	Cabinet Unit Heater	Trane	FFDB1201AP0D0F20AH2M
2163	CUH-4B11	HVAC Equipment	Cabinet Unit Heater	Trane	FFDB1201AP0D0F20AH2M
2164	CUH-4B12	HVAC Equipment	Cabinet Unit Heater	Trane	FFDB1201AY0D0F20AH2M
2165	CUH-4B13	HVAC Equipment	Cabinet Unit Heater	Trane	?
2166	CUH-4B14	HVAC Equipment	Cabinet Unit Heater	Trane	FFDB1201AP0D0F20AH2M
2167	CUH-4B15	HVAC Equipment	Cabinet Unit Heater	Trane	FFDB0403BT0D0F28AU0075

2171	CUH-4K11	HVAC Equipment	Cabinet Unit Heater	?	?
2172	CUH-4K12	HVAC Equipment	Cabinet Unit Heater	?	?
2173	CUH-5B01	HVAC Equipment	Cabinet Unit Heater	?	?
2174	CUH-5K01	HVAC Equipment	Cabinet Unit Heater	?	?
2175	CUH-5K02	HVAC Equipment	Cabinet Unit Heater	?	?
2176	CUH-6K12	HVAC Equipment	Cabinet Unit Heater	?	?
2177	CUH-6K13	HVAC Equipment	Cabinet Unit Heater	?	?
2178	CUH-7A04	HVAC Equipment	Cabinet Unit Heater	Trane	FFFB0301AADC0C30AG2
2180	CUH-7A05	HVAC Equipment	Cabinet Unit Heater	Trane	FFFB0301BADC0C30AG2
2182	CUH-7A06	HVAC Equipment	Cabinet Unit Heater	Trane	FFFB0301BADC0C30AG2
2184	CUH-7A07	HVAC Equipment	Cabinet Unit Heater	Trane	FFFB1001BADC0C30AG2
2185	CUH-7A08	HVAC Equipment	Cabinet Unit Heater	Trane	FFFB1001AADCOC30AG2
2186	CUH-7A09	HVAC Equipment	Cabinet Unit Heater	Trane	FFFB1001AADCOC30AG2
2187	CUH-7A10	HVAC Equipment	Cabinet Unit Heater	Trane	FFFB1001BADCOC30AG2
2188	CUH-7A11	HVAC Equipment	Cabinet Unit Heater	Trane	FFFB1001AADCOC30AG2
2190	CUH-7A12	HVAC Equipment	Cabinet Unit Heater	Trane	FFFB0301AADC0C30AG2
2192	CUH-7A13	HVAC Equipment	Cabinet Unit Heater	Trane	FFEB0301AAED0420AH2
2193	CUH-7A14	HVAC Equipment	Cabinet Unit Heater	Trane	FFEB0301AAED0F30AH2
2194	CUH-9K01	HVAC Equipment	Cabinet Unit Heater	?	?
2195	CUH-9K02	HVAC Equipment	Cabinet Unit Heater	?	?
2196	CUH-9K03	HVAC Equipment	Cabinet Unit Heater	?	?
2197	CUH-LG05	HVAC Equipment	Cabinet Unit Heater	Envirotec	?
2199	CUH-LG06	HVAC Equipment	Cabinet Unit Heater	Envirotec	?
2201	CUH-LG07	HVAC Equipment	Cabinet Unit Heater	Envirotec	?
2202	CUH-LG08	HVAC Equipment	Cabinet Unit Heater	Envirotec	FCU140203-03 HLP 25C
2204	CUH-LG09	HVAC Equipment	Cabinet Unit Heater	Envirotec	FCU140203-03 HLP 25C
2205	CUH-LG10	HVAC Equipment	Cabinet Unit Heater	Envirotec	FCU140203-03 HLP 25C
2207	CUH-LG11	HVAC Equipment	Cabinet Unit Heater	Envirotec	FCU140203-03 HLP 25C
2208	CUH-LH12	HVAC Equipment	Cabinet Unit Heater	Envirotec	FCU140203-03 HLP 25C
3055	Denka Lift (0337)	Motorized Equipment	Lift	Denka	
2885	Drains	Plumbing Equipment			
2886	Dry Coolers	HVAC Equipment	Dry Coolers	?	?
2331	DSS-10K01	HVAC Equipment	Ductless Split System	Mitsubishi	MXZ-3B30NA1
2332	DSS-10K02	HVAC Equipment	Ductless Split System	Mitsubishi	MXZ-3B30NA1
2333	DSS-1J01	HVAC Equipment	Ductless Split System	Mitsubishi	MSZ-GE06NA
2334	DSS-1J2A	HVAC Equipment	Ductless Split System	Mitsubishi	MSZ-GE09NA
2335	DSS-1J2B	HVAC Equipment	Ductless Split System	Mitsubishi	MSZ-GE09NA
2887	DSS-1L01	HVAC Equipment	Cabinet Unit Heater	Mitsubishi	PKA-A24KA4
2336	DSS-1MK1	HVAC Equipment	Ductless Split System	?	?
2337	DSS-1MK2	HVAC Equipment	Ductless Split System	Mitsubishi	MUZ-FE-09NA-1, MSZ-FE09NA-8
2338	DSS-1MK3	HVAC Equipment	Ductless Split System	Mitsubishi	MXZ-2B20NA-1, MSZ-FE09NA-8

3539	DSS-1-SEC	HVAC Equipment	Ductless Split System	Mitsubishi	PVY-A1ZNKA7
2339	DSS-3E01	HVAC Equipment	Ductless Split System	Mitsubishi	PKA-A36KA4
2340	DSS-4A01	HVAC Equipment	Ductless Split System	Mitsubishi	VH075AHAAEI
2341	DSS-4B01	HVAC Equipment	Ductless Split System	Mitsubishi	PKA-A36KA4
2342	DSS-4C05	HVAC Equipment	Ductless Split System	Mitsubishi	MXZ-3B30NA
2343	DSS-4C06	HVAC Equipment	Ductless Split System	Mitsubishi	MXZ-3B30NA
2344	DSS-4D03	HVAC Equipment	Ductless Split System	Mitsubishi	MXZ-3B30NA,MSZ-GE24NA, MSZ-FE09N
2345	DSS-4D04	HVAC Equipment	Ductless Split System	Mitsubishi	MXZ-3B30NA
2346	DSS-6C05	HVAC Equipment	Ductless Split System	Mitsubishi	MXZ-3B30NA
2347	DSS-6C06	HVAC Equipment	Ductless Split System	Mitsubishi	MXZ-3B30NA
2348	DSS-6D03	HVAC Equipment	Ductless Split System	Mitsubishi	MXZ-3B30NA
2349	DSS-6D04	HVAC Equipment	Ductless Split System	Mitsubishi	MXZ-3B30NA
2350	DSS-7C05	HVAC Equipment	Ductless Split System	Mitsubishi	MXZ-4836NA
2351	DSS-7C06	HVAC Equipment	Ductless Split System	Mitsubishi	MXZ-4B36NA
2352	DSS-7D03	HVAC Equipment	Ductless Split System	Mitsubishi	MSZ-D30NA, MSZ-FE09A
2353	DSS-7D04	HVAC Equipment	Ductless Split System	Mitsubishi	MXZ-4B36NA
2354	DSS-9K01	HVAC Equipment	Ductless Split System	Mitsubishi	MXZ-3B30NA1
2355	DSS-9K02	HVAC Equipment	Ductless Split System	Mitsubishi	MXZ-3B30NA1
2356	DSS-LC07	HVAC Equipment	Ductless Split System	Mitsubishi	BK061G-CSM
3071	Dump Truck	Vehicle	Truck		
2888	DW-4H01	Concession/Kitchen Equipme	Dish Washer		
2889	DWCP-1C01	HVAC Equipment	Domestic Water Circulating Pump	?	?
2890	DWCP-2C01	HVAC Equipment	Domestic Water Circulating Pump	?	?
2891	DWCP-2H01	HVAC Equipment	Domestic Water Circulating Pump	?	?
2894	DWCP-6H01	HVAC Equipment	Domestic Water Circulating Pump	?	?
2895	DWCP-7A06	HVAC Equipment	Domestic Water Circulating Pump	?	?
2896	DWCP-8E01	HVAC Equipment	Domestic Water Circulating Pump	?	?
2897	DWCPK-1C01	HVAC Equipment	Domestic Water Circulating Pump	Bell & Gossett	NBF-85/LW 103257
2898	DWCPK-2C01	HVAC Equipment	Domestic Water Circulating Pump	Bell & Gossett	NBF-185
2901	DWCPK-5H02	HVAC Equipment	Domestic Water Circulating Pump	Bell & Gossett	NVF-8S/LW
2902	DWCPK-8E01	HVAC Equipment	Domestic Water Circulating Pump	Bell & Gossett	NBF-185
3549	DWH-1-A-JTV	HVAC Equipment	Water Heater	Conquest	50L130A-GCML
3550	DWH-2-A-JTV	HVAC Equipment	Water Heater	Conquest	50L130A-GCML
2903	DWP-P1	HVAC Equipment	Domestic Water Pump	Bell & Gossett	?
2904	DWP-P2	HVAC Equipment	Domestic Water Pump	Bell & Gossett	?
2905	DWP-P3	HVAC Equipment	Domestic Water Pump	Bell & Gossett	?
2906	DWP-T1	HVAC Equipment	Domestic Water Pump	Bell & Gossett	?
2907	DWP-T2	HVAC Equipment	Domestic Water Pump	Bell & Gossett	?
2908	DWP-T3	HVAC Equipment	Domestic Water Pump	Bell & Gossett	?
2494	EF-1	HVAC Equipment	Exhaust Fan		EQB-9-4-X
2488	EF-1919	HVAC Equipment	Exhaust Fan	Greenheck	GB-141-3

2489	EF-1B01	HVAC Equipment	Exhaust Fan	Greenheck	?
2490	EF-1C01	HVAC Equipment	Exhaust Fan	Greenheck	BSQ-420-75
2491	EF-1C02	HVAC Equipment	Exhaust Fan	Greenheck	BSQ-90-3
2492	EF-1C03	HVAC Equipment	Exhaust Fan	Greenheck	BSQ-100-5
2493	EF-1H01	HVAC Equipment	Exhaust Fan	Greenheck	BSQ-100-5
3551	EF-1-JTV	HVAC Equipment	Exhaust Fan	Greenheck	Cue-101-A-X
2495	EF-1K01	HVAC Equipment	Exhaust Fan	Greenheck	SPA-190
2496	EF-1K02	HVAC Equipment	Exhaust Fan	Greenheck	GB-220-7-X
2497	EF-1MK01	HVAC Equipment	Exhaust Fan	Enervex	TDF685-20
2498	EF-1MK02	HVAC Equipment	Exhaust Fan	?	?
2499	EF-1MK03	HVAC Equipment	Exhaust Fan	Greenheck	SBCE-3H36-5
2500	EF-2A05	HVAC Equipment	Exhaust Fan	?	?
2501	EF-2A08 (Residential)	HVAC Equipment	Exhaust Fan	?	?
2502	EF-2A14 (Residential)	HVAC Equipment	Exhaust Fan	?	?
2503	EF-2A15 (Residential)	HVAC Equipment	Exhaust Fan	?	?
2504	EF-2A16	HVAC Equipment	Exhaust Fan	?	?
2505	EF-2B01	HVAC Equipment	Exhaust Fan	?	?
2506	EF-2B05	HVAC Equipment	Exhaust Fan	?	?
2507	EF-2B05 (Residential)	HVAC Equipment	Exhaust Fan	?	?
2508	EF-2B31 (Residential)	HVAC Equipment	Exhaust Fan	?	?
2509	EF-2B32 (Residential)	HVAC Equipment	Exhaust Fan	?	?
2510	EF-2B33	HVAC Equipment	Exhaust Fan	?	?
3935	EF-2C01	HVAC Equipment	Exhaust Fan		
2511	EF-2C03	HVAC Equipment	Exhaust Fan	?	?
3934	EF-2C05	HVAC Equipment	Exhaust Fan		
2512	EF-2C06	HVAC Equipment	Exhaust Fan	Greenheck	SP-7
2513	EF-2C12	HVAC Equipment	Exhaust Fan	?	?
2514	EF-2D12	HVAC Equipment	Exhaust Fan	?	?
2515	EF-2D20 (Residential)	HVAC Equipment	Exhaust Fan	?	?
2516	EF-2E07	HVAC Equipment	Exhaust Fan	?	?
2517	EF-2E29	HVAC Equipment	Exhaust Fan	?	?
3174	EF-2F03	HVAC Equipment	Exhaust Fan	?	?
2518	EF-2F08	HVAC Equipment	Exhaust Fan	?	?
2519	EF-2F15	HVAC Equipment	Exhaust Fan	?	?
2520	EF-2F17	HVAC Equipment	Exhaust Fan	?	?
2521	EF-2F19	HVAC Equipment	Exhaust Fan	?	?
2522	EF-2G01	HVAC Equipment	Exhaust Fan	Greenheck	BSQ-90-4
2523	EF-2G02	HVAC Equipment	Exhaust Fan	Greenheck	BSQ-90-4
2524	EF-2H02	HVAC Equipment	Exhaust Fan	?	GB-220-20
3552	EF-2-JTV	HVAC Equipment	Exhaust Fan	Greenheck	Cue-121-A-X
2525	EF-2L01	HVAC Equipment	Exhaust Fan	Greenheck	27-BISW-10-1

3602	EF-2L01-B	HVAC Equipment	Exhaust Fan	?	?
3596	EF-2M01	HVAC Equipment	Exhaust Fan	?	?
3597	EF-2M02	HVAC Equipment	Exhaust Fan	?	?
3600	EF-2N01	HVAC Equipment	Exhaust Fan	?	?
3599	EF-2N02	HVAC Equipment	Exhaust Fan	?	?
3601	EF-2N03	HVAC Equipment	Exhaust Fan	?	?
2526	EF-2N04	HVAC Equipment	Exhaust Fan	Greenheck	G-097-V6-4
3598	EF-2N04-B	HVAC Equipment	Exhaust Fan	?	?
2527	EF-2P05	HVAC Equipment	Exhaust Fan	?	?
2528	EF-2P06	HVAC Equipment	Exhaust Fan	?	?
2529	EF-3A01	HVAC Equipment	Exhaust Fan	Greenheck	GB-200-15
2530	EF-3A02	HVAC Equipment	Exhaust Fan	Greenheck	GB-161-7
2531	EF-3A03	HVAC Equipment	Exhaust Fan	Greenheck	GB-200-15
2532	EF-3A04	HVAC Equipment	Exhaust Fan	Greenheck	GB-161-7
2533	EF-3A05	HVAC Equipment	Exhaust Fan	?	?
2535	EF-3B01	HVAC Equipment	Exhaust Fan	Greenheck	?
2536	EF-3B02	HVAC Equipment	Exhaust Fan	Greenheck	BG-161-7
2537	EF-3B04	HVAC Equipment	Exhaust Fan	Greenheck	GB-180-10
2538	EF-3B08	HVAC Equipment	Exhaust Fan	Greenheck	22-AFSW-21-10-1
2539	EF-3B09	HVAC Equipment	Exhaust Fan	Greenheck	CUBE-141-5-X
2540	EF-3B10	HVAC Equipment	Exhaust Fan	Greenheck	CUBE-141-6-X
2541	EF-3B12	HVAC Equipment	Exhaust Fan	Greenheck	CUBE-101HP-Y6-4-X
2542	EF-3B13	HVAC Equipment	Exhaust Fan	Greenheck	CUBE-300HP-50-X
2543	EF-3C01	HVAC Equipment	Exhaust Fan	Greenheck	?
2544	EF-3C02	HVAC Equipment	Exhaust Fan	Greenheck	GB-180-15
2545	EF-3C03	HVAC Equipment	Exhaust Fan	Greenheck	GB-161-7
2546	EF-3C04	HVAC Equipment	Exhaust Fan	?	?
2547	EF-3C08	HVAC Equipment	Exhaust Fan	?	?
2549	EF-3C09	HVAC Equipment	Exhaust Fan	Greenheck	GB-180-15
2550	EF-3D01	HVAC Equipment	Exhaust Fan	Greenheck	GB-161-7
2551	EF-3D02	HVAC Equipment	Exhaust Fan	Greenheck	GB-200-20
2552	EF-3D03	HVAC Equipment	Exhaust Fan	Greenheck	GB-161-7
2553	EF-3D04	HVAC Equipment	Exhaust Fan	Greenheck	GB-200-20
2554	EF-3D06	HVAC Equipment	Exhaust Fan	Greenheck	GB-260-20
2555	EF-3E01	HVAC Equipment	Exhaust Fan	Greenheck	SFB-18-10-CW-TH
2556	EF-3E03	HVAC Equipment	Exhaust Fan	Greenheck	GB-114-5
2557	EF-3E04	HVAC Equipment	Exhaust Fan	Greenheck	GB-141-5
2558	EF-3F01	HVAC Equipment	Exhaust Fan	?	?
2559	EF-3F02	HVAC Equipment	Exhaust Fan	Greenheck	GB-161-7
2560	EF-3F04	HVAC Equipment	Exhaust Fan	Greenheck	GB-161-7
2561	EF-3F07	HVAC Equipment	Exhaust Fan	Greenheck	GB-121-4

2562	EF-3F08	HVAC Equipment	Exhaust Fan	?	?
3553	EF-3-JTV	HVAC Equipment	Exhaust Fan	Greenheck	Cue-095-D-X
2563	EF-3K01	HVAC Equipment	Exhaust Fan	?	?
2564	EF-3K02	HVAC Equipment	Exhaust Fan	Greenheck	BSQ-80-4-X
2566	EF-4A01	HVAC Equipment	Exhaust Fan	Greenheck	GB-121-5
2568	EF-4A02	HVAC Equipment	Exhaust Fan	Greenheck	GB-141-7
2569	EF-4A03	HVAC Equipment	Exhaust Fan	Greenheck	GB-161-7
2570	EF-4B02 (Chase)	HVAC Equipment	Exhaust Fan	?	?
2571	EF-4B06	HVAC Equipment	Exhaust Fan	Greenheck	GB-180-7
2572	EF-4B10	HVAC Equipment	Exhaust Fan	Greenheck	GB-180-7
2573	EF-4B17	HVAC Equipment	Exhaust Fan	Greenheck	?
2574	EF-4B23	HVAC Equipment	Exhaust Fan	Greenheck	GB-180-10
2575	EF-4C01	HVAC Equipment	Exhaust Fan	Greenheck	GB-161-7
2576	EF-4C02	HVAC Equipment	Exhaust Fan	Greenheck	GB-180-10
2577	EF-4C03	HVAC Equipment	Exhaust Fan	Greenheck	GB-141-5
2578	EF-4C04 (Residential)	HVAC Equipment	Exhaust Fan	?	?
2579	EF-4C08	HVAC Equipment	Exhaust Fan	Greenheck	6095-D-X
2580	EF-4C09	HVAC Equipment	Exhaust Fan	Greenheck	GB-091-4-X
2581	EF-4C11	HVAC Equipment	Exhaust Fan	Greenheck	GB-091-4-X
2583	EF-4D01-1	HVAC Equipment	Exhaust Fan	?	?
2584	EF-4D03	HVAC Equipment	Exhaust Fan	Greenheck	GB-141-10
2585	EF-4D03-1	HVAC Equipment	Exhaust Fan	Greenheck	GB-091-4-X
2586	EF-4D04	HVAC Equipment	Exhaust Fan	Greenheck	GB-180-10
2587	EF-4D05	HVAC Equipment	Exhaust Fan	Greenheck	GB-161-7
2588	EF-4D12	HVAC Equipment	Exhaust Fan	?	?
2589	EF-4E03	HVAC Equipment	Exhaust Fan	Trane	GB-180-10
2590	EF-4E04	HVAC Equipment	Exhaust Fan	?	?
2591	EF-4E05 (Residential)	HVAC Equipment	Exhaust Fan	?	?
2593	EF-4E07	HVAC Equipment	Exhaust Fan	Greenheck	GB-180-7
2594	EF-4E08	HVAC Equipment	Exhaust Fan	Greenheck	GB-180-10
2595	EF-4F02	HVAC Equipment	Exhaust Fan	Greenheck	GB-161-7
2596	EF-4F03	HVAC Equipment	Exhaust Fan	Greenheck	GB-161-7
3554	EF-4-JTV	HVAC Equipment	Exhaust Fan	Greenheck	20-CSW-G-1O-CW-BAU-I-A50
2600	EF-4K05	HVAC Equipment	Exhaust Fan	Greenheck	BSQ-80-4
2601	EF-4K06	HVAC Equipment	Exhaust Fan	Greenheck	BSQ-80-4
2602	EF-4K07	HVAC Equipment	Exhaust Fan	Greenheck	BSQ-80-4
2603	EF-4K14	HVAC Equipment	Exhaust Fan	Greenheck	BSQ-80-4
2604	EF-5A02	HVAC Equipment	Exhaust Fan	?	?
2605	EF-5B02	HVAC Equipment	Exhaust Fan	Greenheck	BSQ-160-10
3555	EF-5-JTV	HVAC Equipment	Exhaust Fan	Greenheck	CUBE-180-15-X
2607	EF-5K01	HVAC Equipment	Exhaust Fan	Greenheck	GB-091-4-X

2608	EF-5K02	HVAC Equipment	Exhaust Fan	Greenheck	GB-091-4-X
2609	EF-5K03	HVAC Equipment	Exhaust Fan	Greenheck	BSQ-80-4-X
2610	EF-5K04	HVAC Equipment	Exhaust Fan	Greenheck	BSQ-80-4-X
2611	EF-6B02	HVAC Equipment	Exhaust Fan	Greenheck	?
2612	EF-6C04	HVAC Equipment	Exhaust Fan	Greenheck	BSQ-90-3-X
2613	EF-6C05	HVAC Equipment	Exhaust Fan	Greenheck	BSQ-90-3-X
2614	EF-6C15	HVAC Equipment	Exhaust Fan	Greenheck	SPA-A250-QD
2615	EF-6D02	HVAC Equipment	Exhaust Fan	Greenheck	BSQ-100-7-X
2616	EF-6D03	HVAC Equipment	Exhaust Fan	Greenheck	BSQ-100-7-X
2617	EF-6K07	HVAC Equipment	Exhaust Fan	Greenheck	BSQ-80-4-X
2618	EF-6K08	HVAC Equipment	Exhaust Fan	Greenheck	BSQ-90-4-X
2619	EF-6K09	HVAC Equipment	Exhaust Fan	Greenheck	BSQ-80-4-X
2620	EF-6K16	HVAC Equipment	Exhaust Fan	Greenheck	CUBE-240XP-15-G
2621	EF-7B02	HVAC Equipment	Exhaust Fan	Greenheck	BSQ-100-5
2622	EF-7C05	HVAC Equipment	Exhaust Fan	Greenheck	GB-121-3-X
2623	EF-7C06	HVAC Equipment	Exhaust Fan	Greenheck	GB-141-3-X
2624	EF-7C07	HVAC Equipment	Exhaust Fan	Greenheck	SP-A250-QD
2625	EF-7D01	HVAC Equipment	Exhaust Fan	Greenheck	GB-141-5-X
2626	EF-7D02	HVAC Equipment	Exhaust Fan	Greenheck	GB-141-5-X
2627	EF-7D08	HVAC Equipment	Exhaust Fan	Greenheck	SP-A190-QD
2628	EF-7G01	HVAC Equipment	Exhaust Fan	Greenheck	6B-180-LMDX-QD
2629	EF-7G02	HVAC Equipment	Exhaust Fan	Greenheck	6B-161-7
2630	EF-7G16	HVAC Equipment	Exhaust Fan	Greenheck	USF-312-10-B1-7-X
2631	EF-7G17	HVAC Equipment	Exhaust Fan	Greenheck	USF-313-10-B1-15-X
2632	EF-7H01	HVAC Equipment	Exhaust Fan	Greenheck	CUBE-141-10-6
2633	EF-7H02	HVAC Equipment	Exhaust Fan	Greenheck	6B-161-7
2634	EF-7H03	HVAC Equipment	Exhaust Fan	Greenheck	18-BISW-41-10-1
2635	EF-7H04	HVAC Equipment	Exhaust Fan	?	?
2636	EF-7K03	HVAC Equipment	Exhaust Fan	Greenheck	GB-141-5-X
2637	EF-7K04	HVAC Equipment	Exhaust Fan	Greenheck	GB-141-5-X
2638	EF-7K20	HVAC Equipment	Exhaust Fan	Greenheck	BSQ-80-4-X
2639	EF-8A01	HVAC Equipment	Exhaust Fan	Greenheck	6B-080-4
2640	EF-8A02	HVAC Equipment	Exhaust Fan	Greenheck	6B-080-4
2641	EF-8A03	HVAC Equipment	Exhaust Fan	?	GB-121-4
2642	EF-8A05	HVAC Equipment	Exhaust Fan	Greenheck	GB-121-4
2643	EF-8A06	HVAC Equipment	Exhaust Fan	Greenheck	GB-080-4
2644	EF-8A07	HVAC Equipment	Exhaust Fan	Greenheck	?
2645	EF-8B01	HVAC Equipment	Exhaust Fan	Greenheck	GB-090-4
2646	EF-8B02	HVAC Equipment	Exhaust Fan	Greenheck	?
2648	EF-8B03	HVAC Equipment	Exhaust Fan	Greenheck	6B-080-4
2649	EF-8E01	HVAC Equipment	Exhaust Fan	?	?

2650	EF-8E03	HVAC Equipment	Exhaust Fan	Greenheck	BSQ-120-5
2651	EF-8E04	HVAC Equipment	Exhaust Fan	Greenheck	6B-090-4
2652	EF-8E05 (Residential)	HVAC Equipment	Exhaust Fan	?	?
2653	EF-8E06	HVAC Equipment	Exhaust Fan	Greenheck	6B090-4
3021	EF-8F01	HVAC Equipment	Exhaust Fan	?	?
2654	EF-8F02	HVAC Equipment	Exhaust Fan	?	6B-080-7
2655	EF-8F03	HVAC Equipment	Exhaust Fan	Greenheck	GB-080-4
2656	EF-8F07	HVAC Equipment	Exhaust Fan	?	6B-080-4
2657	EF-8F08	HVAC Equipment	Exhaust Fan	Greenheck	6B-080-4
2658	EF-8F09	HVAC Equipment	Exhaust Fan	Greenheck	GB-101-4
2659	EF-8H01	HVAC Equipment	Exhaust Fan	?	?
2660	EF-8J01	HVAC Equipment	Exhaust Fan	Greenheck	GB-091-4-X
2661	EF-8J02	HVAC Equipment	Exhaust Fan	Greenheck	GB-091-4-X
3456	EF-8K01	HVAC Equipment	Smoke Exhaust Fan	Greenheck	QEI-36-1-150-HTUL
3457	EF-8K02	HVAC Equipment	Smoke Exhaust Fan	Greenheck	QEI-49-1-200-HTUL
2662	EF-9E01	HVAC Equipment	Exhaust Fan	Greenheck	?
2663	EF-9E02	HVAC Equipment	Exhaust Fan	Greenheck	6B-080-4
2664	EF-9E03	HVAC Equipment	Exhaust Fan	Greenheck	6B-141-7
2665	EF-9E04	HVAC Equipment	Exhaust Fan	?	?
2666	EF-9E05	HVAC Equipment	Exhaust Fan	Greenheck	6B-141HP-5
2667	EF-9K01	HVAC Equipment	Exhaust Fan	Greenheck	GB-101-4-V
2668	EF-9K02	HVAC Equipment	Exhaust Fan	Greenheck	G-090-VG-6-X
2669	EF-9K04	HVAC Equipment	Exhaust Fan	Greenheck	SPA-250
2670	EF-9K05	HVAC Equipment	Exhaust Fan	Greenheck	6-085-D-X
2671	EF-9K06	HVAC Equipment	Exhaust Fan	Greenheck	SPA-190
2672	EF-9K07	HVAC Equipment	Exhaust Fan	?	?
2673	EF-DAS	HVAC Equipment	Exhaust Fan	Greenheck	G-080-D-X
2674	EF-DHC 1	HVAC Equipment	Exhaust Fan	?	?
3276	EF-DHC 2	HVAC Equipment	Exhaust Fan	?	?
3277	EF-DHC 3	HVAC Equipment	Exhaust Fan	?	?
3278	EF-DHC 4	HVAC Equipment	Exhaust Fan	?	?
2675	EF-HOF Bath	HVAC Equipment	Exhaust Fan	?	?
3594	EF-LP01	HVAC Equipment	Exhaust Fan	?	USF-24-5-A1-00-01-01
3595	EF-LP02	HVAC Equipment	Exhaust Fan	?	HCD-330
2676	EF-NSCOREBOARD	HVAC Equipment	Exhaust Fan	?	?
2677	EF-NW	HVAC Equipment	Exhaust Fan	Cook	100ACEH100C15DH
2678	EF-PSWA	HVAC Equipment	Exhaust Fan	?	?
2679	EF-SSCOREBOARD	HVAC Equipment	Exhaust Fan	?	?
857	Elevator 1	Otis Equipment	Elevator		
859	Elevator 10	Otis Equipment	Elevator		
934	Elevator 11	Otis Equipment	Elevator		

935	Elevator 12	Otis Equipment	Elevator
936	Elevator 13	Otis Equipment	Elevator
937	Elevator 14	Otis Equipment	Elevator
938	Elevator 15	Otis Equipment	Elevator
939	Elevator 17	Otis Equipment	Elevator
940	Elevator 18	Otis Equipment	Elevator
941	Elevator 19	Otis Equipment	Elevator
942	Elevator 2	Otis Equipment	Elevator
943	Elevator 20	Otis Equipment	Elevator
944	Elevator 21	Otis Equipment	Elevator
945	Elevator 22	Otis Equipment	Elevator
946	Elevator 23	Otis Equipment	Elevator
947	Elevator 24	Otis Equipment	Elevator
948	Elevator 25	Otis Equipment	Elevator
949	Elevator 26	Otis Equipment	Elevator
950	Elevator 27	Otis Equipment	Elevator
951	Elevator 28	Otis Equipment	Elevator
952	Elevator 29	Otis Equipment	Elevator
953	Elevator 3	Otis Equipment	Elevator
954	Elevator 30	Otis Equipment	Elevator
955	Elevator 31	Otis Equipment	Elevator
956	Elevator 32	Otis Equipment	Elevator
3340	Elevator 33	Otis Equipment	Elevator
3341	Elevator 34	Otis Equipment	Elevator
957	Elevator 4	Otis Equipment	Elevator
958	Elevator 5	Otis Equipment	Elevator
959	Elevator 6	Otis Equipment	Elevator
960	Elevator 7	Otis Equipment	Elevator
961	Elevator 8	Otis Equipment	Elevator
962	Elevator 9	Otis Equipment	Elevator
2773	ESC 7E1	Otis Equipment	Escalator
2774	ESC AE1	Otis Equipment	Escalator
2775	ESC AE2	Otis Equipment	Escalator
2776	ESC AW1	Otis Equipment	Escalator
2777	ESC AW2	Otis Equipment	Escalator
2778	ESC N1	Otis Equipment	Escalator
2779	ESC N1 7-1	Otis Equipment	Escalator
2780	ESC N3	Otis Equipment	Escalator
2781	ESC N4	Otis Equipment	Escalator
2782	ESC N5	Otis Equipment	Escalator
2783	ESC N6	Otis Equipment	Escalator

2784	ESC NM	Otis Equipment	Escalator		
2785	ESC PNL	Otis Equipment	Escalator		
2786	ESC PSL	Otis Equipment	Escalator		
2787	ESC S1	Otis Equipment	Escalator		
2788	ESC S4	Otis Equipment	Escalator		
2789	ESC S5	Otis Equipment	Escalator		
2790	ESC S6	Otis Equipment	Escalator		
2791	ESC SM	Otis Equipment	Escalator		
2792	ESC TEL	Otis Equipment	Escalator		
2793	ESC TW1	Otis Equipment	Escalator		
2794	ESC TWL	Otis Equipment	Escalator		
3644	F-1-LW	HVAC Equipment	Furnace	?	?
2211	F-2A03	HVAC Equipment	Furnace	Trane	TXU040C924D1
2212	F-2A04	HVAC Equipment	Furnace	Trane	TUX040C924D1
2213	F-2A10	HVAC Equipment	Furnace	?	?
2214	F-2B01	HVAC Equipment	Furnace	Trane	TUC1B060A9361AE
2216	F-2B02	HVAC Equipment	Furnace	Trane	TUX060C926
2218	F-2B03	HVAC Equipment	Furnace	Trane	TUC1C100A9481AE
2219	F-2B04	HVAC Equipment	Furnace	?	?
2220	F-2C01	HVAC Equipment	Furnace	Trane	TUX040C924DO
2221	F-2C02	HVAC Equipment	Furnace	Trane	TUX040C924DO
2222	F-2C03	HVAC Equipment	Furnace	Trane	TUX040C924DO
2223	F-2C04	HVAC Equipment	Furnace	Trane	TUX060C936DO
2224	F-2C05	HVAC Equipment	Furnace	Trane	TUC1B040A9241AE
2227	F-2D02	HVAC Equipment	Furnace	Trane	TUX040C924DO
2229	F-2D04	HVAC Equipment	Furnace	?	?
2230	F-2E01	HVAC Equipment	Furnace	Trane	TUX060C936C3S
2231	F-2E02	HVAC Equipment	Furnace	Trane	TUX060
2233	F-2E03	HVAC Equipment	Furnace	Trane	TUX060
2234	F-2E04	HVAC Equipment	Furnace	Trane	TUX060
2235	F-2E05	HVAC Equipment	Furnace	?	TUX060
2236	F-2E06	HVAC Equipment	Furnace	Ameristar	M951P040BU24AAB
2237	F-2E07	HVAC Equipment	Furnace	Ameristar	M951P040BU24AAB
2239	F-2F02	HVAC Equipment	Furnace	Trane	?
2241	F-2F03	HVAC Equipment	Furnace	Trane	TUX040C924C3
3645	F-2-LW	HVAC Equipment	Furnace	?	?
3646	F-3-LW	HVAC Equipment	Furnace	?	?
2244	F-4A02	HVAC Equipment	Furnace	Trane	TUD40
2245	F-4A03	HVAC Equipment	Furnace	Trane	TUD120C960K2
2246	F-4A04	HVAC Equipment	Furnace	Trane	TUD120C960K2
2249	F-4A06	HVAC Equipment	Furnace	Trane	TUD140C960K2

2250	F-4A07	HVAC Equipment	Furnace	Trane	TUD140C960K2
2255	F-4C01	HVAC Equipment	Furnace	Trane	TUD140C960K1
2256	F-4C02	HVAC Equipment	Furnace	Trane	TUD128C960K1
2257	F-4C03	HVAC Equipment	Furnace	Trane	TUD140C960K1
2258	F-4C04	HVAC Equipment	Furnace	Trane	TUD120C960K1
2259	F-4C05	HVAC Equipment	Furnace	Trane	TUD100C948K1
2260	F-4C06	HVAC Equipment	Furnace	Trane	TUD100C948K1
2263	F-4CSEZ03	HVAC Equipment	Furnace	Trane	SWB-216-20-CH
2264	F-4D01	HVAC Equipment	Furnace	Trane	TUD04C93
2265	F-4D02	HVAC Equipment	Furnace	Trane	TUD140C960K1
2266	F-4D03	HVAC Equipment	Furnace	Trane	TUD120C960K1
2267	F-4D04	HVAC Equipment	Furnace	Trane	TUD140C960K1
2268	F-4D05	HVAC Equipment	Furnace	Trane	TUD120C960K1
2269	F-4D06	HVAC Equipment	Furnace	Trane	TUD140C960K0
2270	F-4D07	HVAC Equipment	Furnace	Trane	TUD100C948K0
2271	F-4DSEZ02	HVAC Equipment	Furnace	Trane	TUB1B100A9361AB
2272	F-4DSEZ04	HVAC Equipment	Furnace	Trane	TUD1B100A9361AB
2275	F-4E02	HVAC Equipment	Furnace	Trane	TUD120C960K0
2276	F-4E03	HVAC Equipment	Furnace	Trane	TUD140C960K0
2277	F-4E04	HVAC Equipment	Furnace	Trane	TUD140C960K0
2278	F-4E05	HVAC Equipment	Furnace	Trane	TUD120C960K0
2281	F-4E07	HVAC Equipment	Furnace	Trane	TUD120C960K0
2282	F-4E08	HVAC Equipment	Furnace	Trane	T140C960K0
2283	F-4E09	HVAC Equipment	Furnace	Trane	TUD140C960K0
2284	F-4E10	HVAC Equipment	Furnace	Trane	TUD120C960K0
2287	F-4F02	HVAC Equipment	Furnace	Trane	TUD140C960K2
2288	F-4F03	HVAC Equipment	Furnace	Trane	3044WJ
2291	F-4F05	HVAC Equipment	Furnace	Trane	TUD120C960K2
2292	F-4F06	HVAC Equipment	Furnace	Trane	TUD140C960K2
2294	F-6CSEZ04	HVAC Equipment	Furnace	Trane	TUD1B100A9361AB
2296	F-6DSEZ02	HVAC Equipment	Furnace	Trane	TUD1B100A9361AB
2297	F-6DSEZ03	HVAC Equipment	Furnace	Trane	TUD1B00A9361AB
2298	F-7CSEZ05	HVAC Equipment	Furnace	Trane	TUD1B100A9361AB
2299	F-7CSEZ19	HVAC Equipment	Furnace	Trane	TUD1B100A9361AB
2300	F-7DSEZ01	HVAC Equipment	Furnace	Trane	TUD1B100A9361AB
2301	F-7DSEZ02	HVAC Equipment	Furnace	Trane	TUD1B100A9361AB
2302	F-7KSEZ04	HVAC Equipment	Furnace	Trane	TUD1B100A9361AB
2303	F-7KSEZPS	HVAC Equipment	Furnace	?	?
3583	FCU-0L01 Team Facility	HVAC Equipment	Fan Coil Unit	?	?
3585	FCU-0L02 Team Facility	HVAC Equipment	Fan Coil Unit	?	?
3586	FCU-0L03 Team Facility	HVAC Equipment	Fan Coil Unit	?	?

3584	FCU-0L04 Team Facility	HVAC Equipment	Fan Coil Unit	?	?
3580	FCU-0N01 Team Facility	HVAC Equipment	Fan Coil Unit	?	?
3581	FCU-0N02 Team Facility	HVAC Equipment	Fan Coil Unit	?	?
1837	FCU-1.5G15	HVAC Equipment	Fan Coil Unit	Envirotec	FCU150217-02P15 HPP14
1838	FCU-1.5G1B	HVAC Equipment	Fan Coil Unit	Envirotec	FCU150217-02P15 HPP14
1839	FCU-1.5G21	HVAC Equipment	Fan Coil Unit	Envirotec	FCU150217-03P15 HPP14
1840	FCU-1G19	HVAC Equipment	Fan Coil Unit	Envirotec	FCU150217-03P15 HPP10
1841	FCU-1G20	HVAC Equipment	Fan Coil Unit	Envirotec	FCU150217-03P15 HPP08
1842	FCU-1H18	HVAC Equipment	Fan Coil Unit	Envirotec	FCU150217-02P15 HPP06
1843	FCU-1H19	HVAC Equipment	Fan Coil Unit	Envirotec	FCU150217-02P15 HPP06
3546	FCU-1-JTV	HVAC Equipment	Fan Coil Unit	Trane	?
3490	FCU-1L01 Team Facility	HVAC Equipment	Fan Coil Unit	?	?
3575	FCU-1L02 Team Facility	HVAC Equipment	Fan Coil Unit	?	?
3574	FCU-1L03	HVAC Equipment	Fan Coil Unit	?	?
3582	FCU-1M01 Team Facility	HVAC Equipment	Fan Coil Unit	?	?
3576	FCU-1M02 Team Facility	HVAC Equipment	Fan Coil Unit	?	?
3593	FCU-1N01 Team Facility	HVAC Equipment	Fan Coil Unit	?	?
3579	FCU-1N02 Team Facility	HVAC Equipment	Fan Coil Unit	?	?
3587	FCU-1N03 Team Facility	HVAC Equipment	Fan Coil Unit	?	?
3659	FCU-1N04 Team Facility	HVAC Equipment	Fan Coil Unit	?	?
1845	FCU-2A01	HVAC Equipment	Fan Coil Unit	?	?
1846	FCU-2A03	HVAC Equipment	Fan Coil Unit	?	?
1847	FCU-2B01	HVAC Equipment	Fan Coil Unit	?	BCHBO
1848	FCU-2B02	HVAC Equipment	Fan Coil Unit	Trane	BCHO121DF0A2311B3H
1849	FCU-2B04	HVAC Equipment	Fan Coil Unit	Trane	BCHB0361DFOA2300B2F
1850	FCU-2C01	HVAC Equipment	Fan Coil Unit	Trane	BCH0241DF0A2300B2
1851	FCU-2C02	HVAC Equipment	Fan Coil Unit	Trane	BCHB0241DF0A2300B2
1852	FCU-2E01	HVAC Equipment	Fan Coil Unit	Trane	BCHB0361DFOA2300B2F
1853	FCU-2E02	HVAC Equipment	Fan Coil Unit	Trane	BCHB0361DFOA1300B2F
1854	FCU-2E03	HVAC Equipment	Fan Coil Unit	Trane	BCHB361DF0A2311B3G
1855	FCU-2E04	HVAC Equipment	Fan Coil Unit	Trane	BCVB0361DFOA1311B3G
1856	FCU-2E05	HVAC Equipment	Fan Coil Unit	Trane	BLVB0241DF0A131B2E
1857	FCU-2F01	HVAC Equipment	Fan Coil Unit	Trane	BCHC090G1A0A2BGE
1858	FCU-2F02	HVAC Equipment	Fan Coil Unit	Trane	?
1859	FCU-2F03	HVAC Equipment	Fan Coil Unit	Trane	?
1860	FCU-2H15	HVAC Equipment	Fan Coil Unit	Envirotec	FCU150217-02P15 HPP14
1861	FCU-2H16	HVAC Equipment	Fan Coil Unit	Envirotec	FCU150217-02P15 HPP08
1862	FCU-2H17	HVAC Equipment	Fan Coil Unit	Envirotec	FCU150217-02P15 HPP06
3542	FCU-2-JTV	HVAC Equipment	Fan Coil Unit	Trane	?
3592	FCU-2L01	HVAC Equipment	Fan Coil Unit	?	?
1864	FCU-2N01	HVAC Equipment	Fan Coil Unit	Envirotec	H 30 C

1865	FCU-2N08	HVAC Equipment	Fan Coil Unit	Envirotec	HPE 12
1866	FCU-2N09	HVAC Equipment	Fan Coil Unit	Envirotec	HPE 12
3895	FCU-3G01	HVAC Equipment	Fan Coil Unit	?	?
3894	FCU-3G02	HVAC Equipment	Fan Coil Unit	?	?
3882	FCU-3H30	HVAC Equipment	Fan Coil Unit	?	?
3881	FCU-3H34	HVAC Equipment	Fan Coil Unit	?	?
3543	FCU-3-JTV	HVAC Equipment	Fan Coil Unit	Trane	?
1867	FCU-3K01	HVAC Equipment	Fan Coil Unit	Envirotec	SIZE 16 HM16W
1868	FCU-4A01	HVAC Equipment	Fan Coil Unit	Trane	BCH036D1A0A1G01FB2
1869	FCU-4B01	HVAC Equipment	Fan Coil Unit	Trane	BCHB0361DF0A23
1870	FCU-4B02	HVAC Equipment	Fan Coil Unit	Trane	BCHB0361DF0A13
1871	FCU-4C01	HVAC Equipment	Fan Coil Unit	Trane	BCHBO361D
1872	FCU-4E01	HVAC Equipment	Fan Coil Unit	?	BCHB0361DFOAB11B3H
1873	FCU-4E02	HVAC Equipment	Fan Coil Unit	Trane	BCHB0361DFOAB11B3H
1874	FCU-4E03	HVAC Equipment	Fan Coil Unit	Trane	BCHB0121DF0A13
1875	FCU-4E04	HVAC Equipment	Fan Coil Unit	?	?
1877	FCU-4E05	HVAC Equipment	Fan Coil Unit	Trane	?
3886	FCU-4G01	HVAC Equipment	Fan Coil Unit	?	?
3884	FCU-4G02	HVAC Equipment	Fan Coil Unit	?	?
3883	FCU-4H01	HVAC Equipment	Fan Coil Unit	?	?
3885	FCU-4H03	HVAC Equipment	Fan Coil Unit	?	?
3544	FCU-4-JTV	HVAC Equipment	Fan Coil Unit	Trane	?
1879	FCU-4K01	HVAC Equipment	Fan Coil Unit	Envirotec	SIZE 16 HM16W
1880	FCU-5B01	HVAC Equipment	Fan Coil Unit	Trane	BCHBO541DF0A23
1881	FCU-5B02	HVAC Equipment	Fan Coil Unit	?	?
1882	FCU-5B03	HVAC Equipment	Fan Coil Unit	Trane	BCEB0541DFOA1311B3E
1883	FCU-5B04	HVAC Equipment	Fan Coil Unit	Trane	BCH0541DFOA1311B3E
1884	FCU-5B05	HVAC Equipment	Fan Coil Unit	Trane	BCH0541DFOA1311B3E
1885	FCU-5B06	HVAC Equipment	Fan Coil Unit	Trane	BCHB0541DFOA2311B3E
1886	FCU-5B07	HVAC Equipment	Fan Coil Unit	Trane	BCHBO541DFOA1311B3E
1887	FCU-5B08	HVAC Equipment	Fan Coil Unit	Trane	BCHB0541DFOA2311B3E
1888	FCU-5B09	HVAC Equipment	Fan Coil Unit	Trane	BCHB0541DF0A1311B3E
1889	FCU-5B10	HVAC Equipment	Fan Coil Unit	Trane	BCHB0541DFOA1311B3E
1890	FCU-5B11	HVAC Equipment	Fan Coil Unit	Trane	BCHB0541DFOA1311B3E
1891	FCU-5B12	HVAC Equipment	Fan Coil Unit	Trane	BCHB0541DFOA2311B3E
1892	FCU-5B13	HVAC Equipment	Fan Coil Unit	Trane	BCHB0541311B3E
1893	FCU-5B14	HVAC Equipment	Fan Coil Unit	Trane	BCHB0541DFOA2311B3E
1894	FCU-5B15	HVAC Equipment	Fan Coil Unit	Trane	BCHB0541DFOA1311B3E
1895	FCU-5B16	HVAC Equipment	Fan Coil Unit	Trane	BCHB0541DFOA2311B3E
1896	FCU-5B17	HVAC Equipment	Fan Coil Unit	Trane	BCHB0721DF01
1897	FCU-5B18	HVAC Equipment	Fan Coil Unit	Trane	BCHB0541DFOA1311B3E

1898	FCU-5B19	HVAC Equipment	Fan Coil Unit	Trane	BCHB0721DF0A
1899	FCU-5B20	HVAC Equipment	Fan Coil Unit	Trane	BCHB0721DF0A
1900	FCU-5B21	HVAC Equipment	Fan Coil Unit	Trane	BCHB8721DF8A2311B4E
1901	FCU-5B22	HVAC Equipment	Fan Coil Unit	Trane	BCHB0721DFOA1311B4e
1902	FCU-5B23	HVAC Equipment	Fan Coil Unit	Trane	BCHB0721DFOA1311B4E
1903	FCU-5B24	HVAC Equipment	Fan Coil Unit	Trane	BCHB0361DFOA2311B3G
1904	FCU-5B25	HVAC Equipment	Fan Coil Unit	Trane	BCHB0361DFOA1311B3G
1905	FCU-5B26	HVAC Equipment	Fan Coil Unit	Trane	BCHB0361DF0A2311
1906	FCU-5E01	HVAC Equipment	Fan Coil Unit	Trane	BCHB0361DF0A1311B3H
1907	FCU-5E02	HVAC Equipment	Fan Coil Unit	Trane	BCHB0361DF0A1311B3H
1908	FCU-5E03	HVAC Equipment	Fan Coil Unit	Trane	BCHB0361DFOAB11B3H
1909	FCU-5E04	HVAC Equipment	Fan Coil Unit	Trane	BCHB0361DFOAB11B3H
1910	FCU-5E05	HVAC Equipment	Fan Coil Unit	Trane	BCHB0361DFOAB11B3H
1911	FCU-5E06	HVAC Equipment	Fan Coil Unit	Trane	BCHB0361DFOAB11B3H
1912	FCU-5E07	HVAC Equipment	Fan Coil Unit	Trane	BCHB0361DFOAB11B3H
1913	FCU-5E08	HVAC Equipment	Fan Coil Unit	Trane	BCHB0361DFOAB11B3H
1914	FCU-5E09	HVAC Equipment	Fan Coil Unit	Trane	BCHB0361DFOAB11B3H
1915	FCU-5E10	HVAC Equipment	Fan Coil Unit	Trane	BCHB0361DFOAB11B3H
1916	FCU-5E11	HVAC Equipment	Fan Coil Unit	Trane	BCHB0721DFOA2311B4E
1917	FCU-5E12	HVAC Equipment	Fan Coil Unit	Trane	BCHB0721DFOA1311B4E
1918	FCU-5E13	HVAC Equipment	Fan Coil Unit	Trane	BCHB0721DFOA2311B4E
1919	FCU-5E14	HVAC Equipment	Fan Coil Unit	Trane	BCVB0721DFOA2311B4E
1921	FCU-5E15	HVAC Equipment	Fan Coil Unit	Trane	BCHB0721DFOA1311B4E
1922	FCU-5E16	HVAC Equipment	Fan Coil Unit	Trane	BCHB0721DFOA2311B4E
1923	FCU-5E17	HVAC Equipment	Fan Coil Unit	Trane	BCHB0721DFOA2311B4E
1924	FCU-5E18	HVAC Equipment	Fan Coil Unit	Trane	BCHB0361DFOAB11B3H
1925	FCU-5E19	HVAC Equipment	Fan Coil Unit	Trane	BCHB0361DOFAB11B3H
1926	FCU-5E20	HVAC Equipment	Fan Coil Unit	Trane	BCHB0361DFOAB11B3H
1927	FCU-5E21	HVAC Equipment	Fan Coil Unit	Trane	BCHB0361DOFAB11B3H
1928	FCU-5E22	HVAC Equipment	Fan Coil Unit	Trane	BCHB0361DOFAB11B3H
1929	FCU-5E23	HVAC Equipment	Fan Coil Unit	Trane	BCHB0361DOFAB11B3H
1930	FCU-5E24	HVAC Equipment	Fan Coil Unit	Trane	BCHB0361DFOAB11B3H
1931	FCU-5E25	HVAC Equipment	Fan Coil Unit	Trane	BCHB0361DF0A1311B3H
1932	FCU-5E26	HVAC Equipment	Fan Coil Unit	Trane	BCHB0361DFOAB11B3H
1933	FCU-5E27	HVAC Equipment	Fan Coil Unit	Trane	BCHB0361DFOAB11B3H
1934	FCU-5E28	HVAC Equipment	Fan Coil Unit	Trane	BCHB0241DF0A
1935	FCU-5E29	HVAC Equipment	Fan Coil Unit	Trane	?
3888	FCU-5G01	HVAC Equipment	Fan Coil Unit	?	?
3887	FCU-5G02	HVAC Equipment	Fan Coil Unit	?	?
1936	FCU-5H01	HVAC Equipment	Fan Coil Unit	Trane	BCHD054A1J0A1M04
3545	FCU-5-JTV	HVAC Equipment	Fan Coil Unit	Trane	?

1937	FCU-5K01	HVAC Equipment	Fan Coil Unit	Envirotec	Size 16 HM16W
1938	FCU-6B01	HVAC Equipment	Fan Coil Unit	?	BCHB0541DFOA1311B3E
1939	FCU-6B02	HVAC Equipment	Fan Coil Unit	?	BCHB0541DFOA1311B3E
1940	FCU-6B03	HVAC Equipment	Fan Coil Unit	?	BCHB0541DFOA2B11B3E
1941	FCU-6B04	HVAC Equipment	Fan Coil Unit	?	BCHB0541DFOA1311B3E
1942	FCU-6B05	HVAC Equipment	Fan Coil Unit	?	BCHB0541DFOA2311B3E
1943	FCU-6B06	HVAC Equipment	Fan Coil Unit	?	BCHB0541DFOA1311B3E
1944	FCU-6B07	HVAC Equipment	Fan Coil Unit	?	BCHB0541DFOA2311B3E
1945	FCU-6B08	HVAC Equipment	Fan Coil Unit	?	BCHB0541DFOA2311B3E
1946	FCU-6B09	HVAC Equipment	Fan Coil Unit	?	BCHB0541DFOA1311B3E
1947	FCU-6B10	HVAC Equipment	Fan Coil Unit	?	BCHB0541DFOA1311B3E
1948	FCU-6B11	HVAC Equipment	Fan Coil Unit	?	BCHB0541DFOA2311B3E
1949	FCU-6B12	HVAC Equipment	Fan Coil Unit	?	BCHB0540DFOA1B11B34
1950	FCU-6B13	HVAC Equipment	Fan Coil Unit	?	BCHB0541DFOA2311B3E
1951	FCU-6B14	HVAC Equipment	Fan Coil Unit	?	BCHB0541DFOA2311B3E
1952	FCU-6B15	HVAC Equipment	Fan Coil Unit	?	BCHB0541DFOA1311B3E
1953	FCU-6B16	HVAC Equipment	Fan Coil Unit	?	BCHB0541DFOA1311B4E
1954	FCU-6B17	HVAC Equipment	Fan Coil Unit	?	BCHB0541DFOA2311B3E
1955	FCU-6B18	HVAC Equipment	Fan Coil Unit	?	BCHB0541DFOA1311B3E
1956	FCU-6B19	HVAC Equipment	Fan Coil Unit	?	BCHB0541DFOA2311B3E
1957	FCU-6B20	HVAC Equipment	Fan Coil Unit	?	BCHB0541DFOA2311B3E
1958	FCU-6B21	HVAC Equipment	Fan Coil Unit	?	BCHB0541DFOA1311B3E
1959	FCU-6B22	HVAC Equipment	Fan Coil Unit	?	BCH0541DFOA2311B3E
1960	FCU-6B23	HVAC Equipment	Fan Coil Unit	?	BCHB0541DFOA2311B3H
1961	FCU-6B24	HVAC Equipment	Fan Coil Unit	?	BCHB0541DFOA1311B3E
1962	FCU-6B25	HVAC Equipment	Fan Coil Unit	?	BCHB0541DFOA1311B3E
1963	FCU-6B26	HVAC Equipment	Fan Coil Unit	?	BCHB0541DFOA2311B3E
1964	FCU-6B27	HVAC Equipment	Fan Coil Unit	?	BCHB0541DFOA1311B3E
1965	FCU-6B28	HVAC Equipment	Fan Coil Unit	?	BCHB0541DFOA2311B3E
1966	FCU-6B29	HVAC Equipment	Fan Coil Unit	?	BCH0541DFOA1311B3H
1967	FCU-6B30	HVAC Equipment	Fan Coil Unit	?	BCHBO541DFOA1311B3E
1968	FCU-6B31	HVAC Equipment	Fan Coil Unit	?	BCHB0541DFOA1311B3E
1969	FCU-6B32	HVAC Equipment	Fan Coil Unit	?	BCHB0361DFOA2312B4H
1970	FCU-6B33	HVAC Equipment	Fan Coil Unit	?	BCHB0361DFOA1312B4H
1971	FCU-6B34	HVAC Equipment	Fan Coil Unit	?	BCHB0361DFOA2312B4H
1972	FCU-6B35	HVAC Equipment	Fan Coil Unit	?	BCHB0361DFOA1311B3H
1973	FCU-6B36	HVAC Equipment	Fan Coil Unit	?	?
1974	FCU-6E01	HVAC Equipment	Fan Coil Unit	?	BCHB0361DFOAB1B3H
1975	FCU-6E02	HVAC Equipment	Fan Coil Unit	Trane	BCHB0361DF0H1311B3H
1976	FCU-6E03	HVAC Equipment	Fan Coil Unit	?	BCHB0361DFOAB11B3H
1977	FCU-6E04	HVAC Equipment	Fan Coil Unit	?	BCHB0361DFOAB11B3H

1978	FCU-6E05	HVAC Equipment	Fan Coil Unit	?	BCHB0361DFOAB11B3H
1979	FCU-6E06	HVAC Equipment	Fan Coil Unit	Trane	BCHB0361DFOAB11B3H
1980	FCU-6E07	HVAC Equipment	Fan Coil Unit	?	BCHB0361DFOAB11B3H
1981	FCU-6E08	HVAC Equipment	Fan Coil Unit	?	BCHB0361DFOAB11B3H
1982	FCU-6E09	HVAC Equipment	Fan Coil Unit	?	BCHB1DFOAB11B3H
1983	FCU-6E10	HVAC Equipment	Fan Coil Unit	?	BCHB0721DFOA2311B4E
1984	FCU-6E11	HVAC Equipment	Fan Coil Unit	?	BCHB0721DFOA2311B4E
1985	FCU-6E12	HVAC Equipment	Fan Coil Unit	?	BCHB0721DFOA2311B4E
1986	FCU-6E13	HVAC Equipment	Fan Coil Unit	?	BCHB0721DFOA2311B4E
1987	FCU-6E14	HVAC Equipment	Fan Coil Unit	Trane	BCVBO721DF0A231
1989	FCU-6E15	HVAC Equipment	Fan Coil Unit	?	BCHB0721DFOA2311B4E
1990	FCU-6E16	HVAC Equipment	Fan Coil Unit	?	BCHB0721DFOA2311B4E
1991	FCU-6E17	HVAC Equipment	Fan Coil Unit	?	BCHB0721DFOA2311B4E
1992	FCU-6E18	HVAC Equipment	Fan Coil Unit	?	BCHB0721DFOA2311B4E
1993	FCU-6E19	HVAC Equipment	Fan Coil Unit	?	BCHB0361DFOAB11B3H
1994	FCU-6E20	HVAC Equipment	Fan Coil Unit	?	BCHB0361DFOAB11B3H
1995	FCU-6E21	HVAC Equipment	Fan Coil Unit	?	BCHB036DFOAB11B3H
1996	FCU-6E22	HVAC Equipment	Fan Coil Unit	?	BCHB036DFOAB11B3H
1997	FCU-6E23	HVAC Equipment	Fan Coil Unit	?	BCHB036DFOAB11B3H
1998	FCU-6E24	HVAC Equipment	Fan Coil Unit	?	BCHB036DFOA1311B3H
1999	FCU-6E25	HVAC Equipment	Fan Coil Unit	?	?
2000	FCU-6E26	HVAC Equipment	Fan Coil Unit	Trane	BCHB0361DFOA1312B4H
2001	FCU-6E27	HVAC Equipment	Fan Coil Unit	?	BCHB0361DFOAB11B3H
2002	FCU-6E28	HVAC Equipment	Fan Coil Unit	Trane	BCHB0241DE0A
2003	FCU-6E29	HVAC Equipment	Fan Coil Unit	Trane	BCHB0241DF0A
3890	FCU-6G01	HVAC Equipment	Fan Coil Unit	?	?
3889	FCU-6G02	HVAC Equipment	Fan Coil Unit	?	?
2005	FCU-6H01	HVAC Equipment	Fan Coil Unit	Trane	BCHC036A1A0A
2006	FCU-6H02	HVAC Equipment	Fan Coil Unit	Trane	LPCAA10F1C0LR04FAHA
2007	FCU-6H03	HVAC Equipment	Fan Coil Unit	Trane	BCHC024D1A0A1F02G000000B
2008	FCU-6K01	HVAC Equipment	Fan Coil Unit	Envirotec	Size 16 HM-16
2009	FCU-7B01	HVAC Equipment	Fan Coil Unit	?	BCHB0541DFOA1311B3E
2010	FCU-7B02	HVAC Equipment	Fan Coil Unit	?	BCHB0541DFOA1311B3E
2011	FCU-7B03	HVAC Equipment	Fan Coil Unit	?	?
2012	FCU-7B04	HVAC Equipment	Fan Coil Unit	?	BCHB0541DFOA1311B3E
2013	FCU-7B05	HVAC Equipment	Fan Coil Unit	?	BCHB0541DFOA1311B3E
2014	FCU-7B06	HVAC Equipment	Fan Coil Unit	?	BCHB0541DFOA1311B3E
2015	FCU-7B07	HVAC Equipment	Fan Coil Unit	?	BCHB0541DFOA2311B3E
2016	FCU-7B08	HVAC Equipment	Fan Coil Unit	?	BCHB0541DFOA1311B3E
2017	FCU-7B09	HVAC Equipment	Fan Coil Unit	?	BCHB05441DFOA1311B3E
2018	FCU-7B10	HVAC Equipment	Fan Coil Unit	?	BCHB0541DFOA1311B3E

2019	FCU-7B11	HVAC Equipment	Fan Coil Unit	?	BCHB0541DFOA2311B3E
2020	FCU-7B12	HVAC Equipment	Fan Coil Unit	?	?
2021	FCU-7B13	HVAC Equipment	Fan Coil Unit	?	?
2022	FCU-7B14	HVAC Equipment	Fan Coil Unit	?	?
2023	FCU-7B15	HVAC Equipment	Fan Coil Unit	?	?
2024	FCU-7B16	HVAC Equipment	Fan Coil Unit	?	?
2025	FCU-7B17	HVAC Equipment	Fan Coil Unit	?	BCHB0541DFOA1311B3E
2026	FCU-7B18	HVAC Equipment	Fan Coil Unit	?	BCHB0541DFOA2311B3E
2027	FCU-7B19	HVAC Equipment	Fan Coil Unit	?	BCHB0f41DFOA1311B3E
2028	FCU-7B20	HVAC Equipment	Fan Coil Unit	?	BCHB0541DFOA2311B3E
2029	FCU-7B21	HVAC Equipment	Fan Coil Unit	?	BCHB0541DFOA1311B3E
2030	FCU-7B22	HVAC Equipment	Fan Coil Unit	?	BCHB0541DFOA231B3E
2031	FCU-7B23	HVAC Equipment	Fan Coil Unit	?	BCHB0541DFOA2311B3E
2032	FCU-7B24	HVAC Equipment	Fan Coil Unit	?	?
2033	FCU-7B25	HVAC Equipment	Fan Coil Unit	?	?
2034	FCU-7B26	HVAC Equipment	Fan Coil Unit	?	BCHB0541DFOA2311B3E
2035	FCU-7B27	HVAC Equipment	Fan Coil Unit	?	?
2036	FCU-7B28	HVAC Equipment	Fan Coil Unit	?	BCHBO541DFOA1311
2037	FCU-7B29	HVAC Equipment	Fan Coil Unit	?	BCHBO541DFOA1311
2038	FCU-7B30	HVAC Equipment	Fan Coil Unit	?	BCHB0541DFOA2311
2039	FCU-7B31	HVAC Equipment	Fan Coil Unit	?	BCHB0541DFOA1311B
2040	FCU-7B32	HVAC Equipment	Fan Coil Unit	?	BCHB0361DFOA2312B4H
2041	FCU-7B33	HVAC Equipment	Fan Coil Unit	?	BCHBC361DFOA1312B4
2042	FCU-7B34	HVAC Equipment	Fan Coil Unit	Trane	BCHBO361DF0A
2043	FCU-7B35	HVAC Equipment	Fan Coil Unit	?	?
2044	FCU-7B36	HVAC Equipment	Fan Coil Unit	?	?
2045	FCU-7B37	HVAC Equipment	Fan Coil Unit	?	BCHB0721PFOA1311B4E
2046	FCU-7B38	HVAC Equipment	Fan Coil Unit	Trane	BCHB0721DF0A1311B4E
2047	FCU-7B39	HVAC Equipment	Fan Coil Unit	?	BCHB0721DFOA1311B4
2048	FCU-7B40	HVAC Equipment	Fan Coil Unit	?	BCHBOM21DFOA1311B4E
2049	FCU-7B45	HVAC Equipment	Fan Coil Unit	?	?
2050	FCU-7E01	HVAC Equipment	Fan Coil Unit	?	BCHB0361DFOA1311B3H
2051	FCU-7E02	HVAC Equipment	Fan Coil Unit	?	BCHB0361QFOA1311B3H
2052	FCU-7E03	HVAC Equipment	Fan Coil Unit	?	BCHBO361DFOA1311B3H
2053	FCU-7E04	HVAC Equipment	Fan Coil Unit	?	BCHBO361DFOA1311B3H
2054	FCU-7E05	HVAC Equipment	Fan Coil Unit	?	BCHB0361DFOA1311B3H
2055	FCU-7E06	HVAC Equipment	Fan Coil Unit	?	BCHB0361DFOA1311B3H
2056	FCU-7E07	HVAC Equipment	Fan Coil Unit	?	BCHB0361DFOA1311B3H
2057	FCU-7E08	HVAC Equipment	Fan Coil Unit	?	BCHB0361DFOA1311B3H
2058	FCU-7E09	HVAC Equipment	Fan Coil Unit	Trane	BCHB0361DFOA1311B3H
2059	FCU-7E10	HVAC Equipment	Fan Coil Unit	?	BCB0361DFOA1311B3H

2060	FCU-7E11	HVAC Equipment	Fan Coil Unit	Trane	BCHB0361DFOA1311B36
2061	FCU-7E12	HVAC Equipment	Fan Coil Unit	?	BCHB0361DFOA1311B3H
2062	FCU-7E13	HVAC Equipment	Fan Coil Unit	?	BCHB0361DFOA1B11B3H
2063	FCU-7E14	HVAC Equipment	Fan Coil Unit	?	BCHB0361DFOA1311B3H
2064	FCU-7E15	HVAC Equipment	Fan Coil Unit	?	BCHB0361DFOA1311B3H
2065	FCU-7E16	HVAC Equipment	Fan Coil Unit	?	BCHBO721DFOA1311B4E
2066	FCU-7E17	HVAC Equipment	Fan Coil Unit	?	BCHB0361PFOA1311B3H
2067	FCU-7E18	HVAC Equipment	Fan Coil Unit	?	BCHB0361DFOA1311B3H
2068	FCU-7E19	HVAC Equipment	Fan Coil Unit	?	BCHB0361DFOA1311B3H
2069	FCU-7E20	HVAC Equipment	Fan Coil Unit	?	?
2070	FCU-7E21	HVAC Equipment	Fan Coil Unit	?	BCHB0361DFOA1311B3H
2071	FCU-7E22	HVAC Equipment	Fan Coil Unit	?	?
2072	FCU-7E23	HVAC Equipment	Fan Coil Unit	?	BCHB0361DFOA1311B3H
2073	FCU-7E24	HVAC Equipment	Fan Coil Unit	Trane	BCHB0361DFOA1311B3H
2074	FCU-7E25	HVAC Equipment	Fan Coil Unit	Trane	BCHB0361DFOA1311B3H
2075	FCU-7E26	HVAC Equipment	Fan Coil Unit	?	BCHB0361DFOA1311B3H
2076	FCU-7E27	HVAC Equipment	Fan Coil Unit	?	?
2077	FCU-7E28	HVAC Equipment	Fan Coil Unit	?	?
2078	FCU-7E29	HVAC Equipment	Fan Coil Unit	?	BCHB0361DFOA1311B3H
2079	FCU-7E30	HVAC Equipment	Fan Coil Unit	?	BCHB0361DFOA1311B3H
2080	FCU-7E31	HVAC Equipment	Fan Coil Unit	?	BCHB0361DFOA1311B3A
2081	FCU-7E33	HVAC Equipment	Fan Coil Unit	Trane	BCHB0241DFOA2311BG
2082	FCU-7E34	HVAC Equipment	Fan Coil Unit	Trane	BCHB0241DF0A
2083	FCU-7H01	HVAC Equipment	Fan Coil Unit	Trane	BCHBO241D
2084	FCU-7K01	HVAC Equipment	Fan Coil Unit	Envirotech	?
2085	FCU-8G01	HVAC Equipment	Fan Coil Unit	?	?
2086	FCU-8H01	HVAC Equipment	Fan Coil Unit	Trane	LPCAA10F1C0LR04FAHA
2087	FCU-9E01	HVAC Equipment	Fan Coil Unit	?	?
2088	FCU-9E02	HVAC Equipment	Fan Coil Unit	?	BCHB0241DFOA1311B3H
3505	FCU-LC14	HVAC Equipment	Fan Coil Unit	Dalkin	BC.H.d.010.1.A
2089	FCU-LG10	HVAC Equipment	Fan Coil Unit	Envirotec	FCU140203-03 HLE40C
2090	FCU-LG12	HVAC Equipment	Fan Coil Unit	Envirotec	FCU140203-03 HLE60C
2091	FCU-LG13	HVAC Equipment	Fan Coil Unit	Envirotec	FCU 140604-02P10 HPP14
2092	FCU-LG14	HVAC Equipment	Fan Coil Unit	Envirotec	FCU140416-03P HLE30C
2093	FCU-LH11	HVAC Equipment	Fan Coil Unit	Envirotec	FCU140203-03 HLE40C
3578	FCU-LM01 Team Facility	HVAC Equipment	Fan Coil Unit	?	?
3577	FCU-LM02 Team Facility	HVAC Equipment	Fan Coil Unit	?	?
3588	FCU-LM03 Team Facility	HVAC Equipment	Fan Coil Unit	?	?
3589	FCU-LN01 Team Facility	HVAC Equipment	Fan Coil Unit	?	?
3590	FCU-LN02 Team Facility	HVAC Equipment	Fan Coil Unit	?	?
3591	FCU-LN03 Team Facility	HVAC Equipment	Fan Coil Unit	?	?

3136	Field Heat System	HVAC Equipment	Field Heat	?	?
3041	Fire Extinguishers	Fire Equipment			
2914	Fire Sprinkler System	Fire Equipment	Fire Sprinklers		
3572	FPB-1L01 Team Facility	HVAC Equipment	Fan Powered Blower	?	?
3573	FPB-1L02 Team Facility	HVAC Equipment	Fan Powered Blower	?	?
2916	F-PS	HVAC Equipment	Furnace	?	?
2360	FPVAV-3C01-01	HVAC Equipment	Fan Powered VAV	Trane	VPWF0800AC03NONAD1001Z
2361	FPVAV-3C01-02	HVAC Equipment	Fan Powered VAV	Trane	VPWF1000CCOEN0NAD1001L
2362	FPVAV-3C01-03	HVAC Equipment	Fan Powered VAV	Trane	VPWF0800AC03NONAD1001L
2363	FPVAV-3C01-04	HVAC Equipment	Fan Powered VAV	Trane	VPWF1200CC0EN0NAD1001L
2365	FPVAV-3C01-05	HVAC Equipment	Fan Powered VAV	Trane	VPWF0800ACOENONAD1001L
2366	FPVAV-3C01-06	HVAC Equipment	Fan Powered VAV	Trane	VPWF1400EC0EN0NAD100AL
2372	FPVAV-5G01-02	HVAC Equipment	Fan Powered VAV	Trane	VPWF0600A
2375	FPVAV-6A01-01	HVAC Equipment	Fan Powered VAV	Trane	VPWF1400ED0EN0NAD1001L
2376	FPVAV-6A01-02	HVAC Equipment	Fan Powered VAV	Trane	VPWF1400ED0ENONAD1001L
2377	FPVAV-6A01-03	HVAC Equipment	Fan Powered VAV	Trane	VPWF1400ED0ENONAD100AL
2378	FPVAV-6A01-04	HVAC Equipment	Fan Powered VAV	Trane	VPWF1400ED0ENONAD1001L
2379	FPVAV-6A01-05	HVAC Equipment	Fan Powered VAV	Trane	VPWF1400ED03N0NAD1001L
2380	FPVAV-6A01-06	HVAC Equipment	Fan Powered VAV	Trane	VPWF1400ED0ENONAD1001L
2381	FPVAV-6A01-07	HVAC Equipment	Fan Powered VAV	Trane	VPWF1400ED0ENONAD1001L
2382	FPVAV-6A01-08	HVAC Equipment	Fan Powered VAV	Trane	VPWF1400ED0ENONAD1001L
2383	FPVAV-6A02-01	HVAC Equipment	Fan Powered VAV	Trane	VPWF1400ED0EN0NAD1001L
2385	FPVAV-6A02-02	HVAC Equipment	Fan Powered VAV	Trane	VPWF1400ED0EN0NAD1001L
2386	FPVAV-6A02-03	HVAC Equipment	Fan Powered VAV	Trane	VPWF1400ED0ENONAD1001L
2387	FPVAV-6A02-04	HVAC Equipment	Fan Powered VAV	Trane	VPWF1400ED0EHONAD1001L
2388	FPVAV-6A02-05	HVAC Equipment	Fan Powered VAV	Trane	VPWF1400ED0ENAD1001L
2389	FPVAV-6A02-06	HVAC Equipment	Fan Powered VAV	Trane	VPWF1200CD03NONAD1001L
2390	FPVAV-6A02-07	HVAC Equipment	Fan Powered VAV	Trane	VPWF1200CD0ENONAD1001L
2391	FPVAV-6A02-08	HVAC Equipment	Fan Powered VAV	Trane	VPWF1400ED0NONAD1001L
2392	FPVAV-6A03-01	HVAC Equipment	Fan Powered VAV	Trane	VPWF1400ED0EN0NAD1001L
2393	FPVAV-6A03-02	HVAC Equipment	Fan Powered VAV	Trane	VPWF1400ED0EN0NAD1001L
2394	FPVAV-6A03-03	HVAC Equipment	Fan Powered VAV	Trane	VPWF1400ED0EN0NAD1001L
2395	FPVAV-6A03-04	HVAC Equipment	Fan Powered VAV	Trane	VPWF1400ED0ENONAD1001L
2396	FPVAV-6A03-05	HVAC Equipment	Fan Powered VAV	Trane	VPWF1200CD0EN0NAD1001L
2397	FPVAV-6A03-06	HVAC Equipment	Fan Powered VAV	Trane	VPWF1400ED0EN0NAD1001L
2398	FPVAV-6A03-07	HVAC Equipment	Fan Powered VAV	Trane	VPWF1400ED0EN0NAD1001L
2399	FPVAV-6A03-08	HVAC Equipment	Fan Powered VAV	Trane	VPWF1200DC0EN0NAD1001L
2400	FPVAV-6A03-09	HVAC Equipment	Fan Powered VAV	Trane	VPWF1400ED0EN0NAD1001L
2401	FPVAV-6A03-10	HVAC Equipment	Fan Powered VAV	Trane	VPWF1400ED0EN0NAD1001L
2402	FPVAV-6A04-01	HVAC Equipment	Fan Powered VAV	Trane	VPWF1400ED0EN0NAD1001L
2403	FPVAV-6A04-02	HVAC Equipment	Fan Powered VAV	Trane	VPWF1200CD0EN0NAD1001L

2404	FPVAV-6A04-03	HVAC Equipment	Fan Powered VAV	Trane	VPWF1200CD0EN0NAD1001L
2405	FPVAV-6A04-04	HVAC Equipment	Fan Powered VAV	Trane	VPWF1400ED0EN0NAD1001L
2406	FPVAV-6A04-05	HVAC Equipment	Fan Powered VAV	Trane	VPWF1400ED0EN0NAD1001L
2407	FPVAV-6A04-06	HVAC Equipment	Fan Powered VAV	Trane	VPWF1400ED0ENAD1001L
2408	FPVAV-6A04-07	HVAC Equipment	Fan Powered VAV	Trane	VPWF1400ED0EN0NAD1001L
2409	FPVAV-6A04-08	HVAC Equipment	Fan Powered VAV	Trane	VPWF1400ED0EN0NAD1001L
2410	FPVAV-6A04-09	HVAC Equipment	Fan Powered VAV	Trane	VPWF1400ED0EN0NAD1001L
2411	FPVAV-6A04-10	HVAC Equipment	Fan Powered VAV	Trane	VPWF1400ED0EN0NAD1001L
2412	FPVAV-6A04-11	HVAC Equipment	Fan Powered VAV	Trane	VPWF1200CD03N0NAD1001L
2413	FPVAV-6F01-01	HVAC Equipment	Fan Powered VAV	Trane	VPWF1400EE0EN0NAD1001L
2414	FPVAV-6F01-02	HVAC Equipment	Fan Powered VAV	Trane	VPWF1400EE0EN0NAD1001L
2415	FPVAV-6F01-03	HVAC Equipment	Fan Powered VAV	Trane	?
2416	FPVAV-6F01-04	HVAC Equipment	Fan Powered VAV	Trane	VPWF1400EE0ENONONAD1001L
2417	FPVAV-6F01-05	HVAC Equipment	Fan Powered VAV	Trane	VPWF1200CE0EN0NAD1001L
2418	FPVAV-6F01-06	HVAC Equipment	Fan Powered VAV	Trane	VPWF1400ED0EN0NAD100K
2419	FPVAV-6F01-07	HVAC Equipment	Fan Powered VAV	Trane	VPWF1400ED0EN0NA1001L
2420	FPVAV-6F01-08	HVAC Equipment	Fan Powered VAV	Trane	VJPWF1400ED0EN0ND1001L
2421	FPVAV-6F01-09	HVAC Equipment	Fan Powered VAV	Trane	VPWF1400ED0ENONAD1001L
2422	FPVAV-6F01-10	HVAC Equipment	Fan Powered VAV	Trane	VPWF1400ED0ENONAD1001L
2423	FPVAV-6F01-11	HVAC Equipment	Fan Powered VAV	Trane	VPWF1400ED0EN0NAD1001L
2424	FPVAV-6F02-01	HVAC Equipment	Fan Powered VAV	Trane	VPWF1200CE0EN0NAD1001L
2425	FPVAV-6F02-02	HVAC Equipment	Fan Powered VAV	Trane	VPWF1400EE0EN0NAD1001L
2426	FPVAV-6F02-03	HVAC Equipment	Fan Powered VAV	Trane	VPWF1400EEN0NAD1001L
2427	FPVAV-6F02-04	HVAC Equipment	Fan Powered VAV	Trane	VPWF1400EEN0NAD1001L
2428	FPVAV-6F02-05	HVAC Equipment	Fan Powered VAV	Trane	VPWF1400EE0EN0NAD
2429	FPVAV-6F02-06	HVAC Equipment	Fan Powered VAV	Trane	VPWF1400EEN0NAD1001L
2430	FPVAV-6F02-07	HVAC Equipment	Fan Powered VAV	Trane	VPWF1400EEN0NAD1001L
2431	FPVAV-6F02-08	HVAC Equipment	Fan Powered VAV	Trane	VPWF11400EE0EN0NAD1001L
2432	FPVAV-6F02-09	HVAC Equipment	Fan Powered VAV	Trane	VPWF1400EEN0NAD1001L
2433	FPVAV-6F03-01	HVAC Equipment	Fan Powered VAV	Trane	VPWF1200CE0EN0NAD1001L
2434	FPVAV-6F03-02	HVAC Equipment	Fan Powered VAV	Trane	VPWF1200CE0EN0NAD1001L
2435	FPVAV-6F03-03	HVAC Equipment	Fan Powered VAV	Trane	VPWF1200CE0EN0NAD1001L
2436	FPVAV-6F03-04	HVAC Equipment	Fan Powered VAV	Trane	VPWF1200CD03N0NAD1001L
2437	FPVAV-6F03-05	HVAC Equipment	Fan Powered VAV	Trane	VPWF1200CD0EN0NAD1001L
2438	FPVAV-6F03-06	HVAC Equipment	Fan Powered VAV	Trane	VPWF1200CD0EN0NAD1001L
2439	FPVAV-6F03-07	HVAC Equipment	Fan Powered VAV	Trane	VPWF1400ED0EN
2440	FPVAV-6F03-08	HVAC Equipment	Fan Powered VAV	Trane	VPWF1400ED0EN0NAD1001L
2441	FPVAV-6F03-09	HVAC Equipment	Fan Powered VAV	Trane	VPWFEE0ENONAD1001L
2442	FPVAV-6F03-10	HVAC Equipment	Fan Powered VAV	Trane	VPWFED0EN0NAD1001L
2443	FPVAV-6F03-11	HVAC Equipment	Fan Powered VAV	Trane	VPWF1400ED0EN0NAD1001L
2444	FPVAV-6F03-12	HVAC Equipment	Fan Powered VAV	Trane	VPWF1400ED0EN0NAD1001L

2445	FPVAV-6F04-01	HVAC Equipment	Fan Powered VAV	Trane	VPWF1400EE0EN0NAD1001L
2446	FPVAV-6F04-02	HVAC Equipment	Fan Powered VAV	Trane	VPWF1400EE0ENONAD1001L
2447	FPVAV-6F04-03	HVAC Equipment	Fan Powered VAV	Trane	VPWF1400EEOENONA01001L
2448	FPVAV-6F04-04	HVAC Equipment	Fan Powered VAV	Trane	VPWF1400EE0EN0N0NAD1001L
2449	FPVAV-6F04-05	HVAC Equipment	Fan Powered VAV	Trane	VPWF1400EE0ENONONAD1001L
2450	FPVAV-6F04-06	HVAC Equipment	Fan Powered VAV	Trane	VPWFF1400EEOENONAD1001L
2451	FPVAV-6F04-07	HVAC Equipment	Fan Powered VAV	Trane	VPWF1400EE0ENONAD1001L
2452	FPVAV-6F04-08	HVAC Equipment	Fan Powered VAV	Trane	VPWF1400EEN0NAD1001L
2453	FPVAV-6F04-09	HVAC Equipment	Fan Powered VAV	Trane	VPWF1400EE0EN0NAD1001L
2454	FPVAV-8E01-01	HVAC Equipment	Fan Powered VAV	Trane	?
2455	FPVAV-8E01-02	HVAC Equipment	Fan Powered VAV	Trane	?
2456	FPVAV-8E01-03	HVAC Equipment	Fan Powered VAV	Trane	?
2457	FPVAV-8E01-04	HVAC Equipment	Fan Powered VAV	Trane	?
2458	FPVAV-8E01-05	HVAC Equipment	Fan Powered VAV	Trane	?
2459	FPVAV-8E01-06	HVAC Equipment	Fan Powered VAV	Trane	?
2460	FPVAV-8E01-07	HVAC Equipment	Fan Powered VAV	Trane	?
2461	FPVAV-8E01-08	HVAC Equipment	Fan Powered VAV	Trane	VPWF1400EB03NONAD1001L
2462	FPVAV-8E01-09	HVAC Equipment	Fan Powered VAV	Trane	VPWF1200CBOENONAD1001L
2463	FPVAV-8E01-10	HVAC Equipment	Fan Powered VAV	Trane	VPWF1400EBOENONAD1001L
2464	FPVAV-8E01-11	HVAC Equipment	Fan Powered VAV	Trane	VPWF1200CBOENONAD1001L
2465	FPVAV-8E01-12	HVAC Equipment	Fan Powered VAV	?	?
2466	FPVAV-8E01-13	HVAC Equipment	Fan Powered VAV	Trane	VPWF1200CBOENONAD1001L
2467	FPVAV-8E01-14	HVAC Equipment	Fan Powered VAV	Trane	VPWF1200CBOENONAD1001L
2468	FPVAV-8E01-15	HVAC Equipment	Fan Powered VAV	Trane	VPWF12OOCBOENONAD1001L
2469	FPVAV-8E01-16	HVAC Equipment	Fan Powered VAV	Trane	VPWF1400EBOENONAD1001L
2470	FPVAV-8E01-17	HVAC Equipment	Fan Powered VAV	Trane	VPWF1400EBOENONAD1001L
2471	FPVAV-8E01-18	HVAC Equipment	Fan Powered VAV	Trane	VPWF1400EBOENONAD1001L
2472	FPVAV-8E01-19	HVAC Equipment	Fan Powered VAV	Trane	VPWF1400EBOENONAD1001L
2473	FPVAV-8E01-20	HVAC Equipment	Fan Powered VAV	Trane	VPWF1400EBOENONAD1001L
2474	FPVAV-8E01-21	HVAC Equipment	Fan Powered VAV	Trane	VPWF1400EBOENONAD1001L
2475	FPVAV-8E01-22	HVAC Equipment	Fan Powered VAV	Trane	VPWF11400EBOENONAD1001L
2476	FPVAV-8E01-24	HVAC Equipment	Fan Powered VAV	Trane	VPWF1200BOENONAD1001L
2477	FPVAV-8E01-26	HVAC Equipment	Fan Powered VAV	Trane	VPWF1400EBOENONAD1001L
3033	F-WHS2	HVAC Equipment	Furnace	?	?
2917	GEF-2C01	HVAC Equipment	Grease Exhaust Fan	?	?
3172	GEF-3A01	HVAC Equipment	Grease Exhaust Fan	?	?
3173	GEF-3A02	HVAC Equipment	Grease Exhaust Fan	?	?
2918	GEF-3F01	HVAC Equipment	Grease Exhaust Fan	?	?
2919	GEF-3F02	HVAC Equipment	Grease Exhaust Fan	?	?
3175	GEF-3F02-A	HVAC Equipment	Grease Exhaust Fan	?	?
2921	GEF-7H06	HVAC Equipment	Grease Exhaust Fan	Greenheck	SWB-233-100-CW-VB-6

2922	GEF-9E01	HVAC Equipment	Grease Exhaust Fan	Greenheck	CUBE-220HP-30-6
2924	GEN-DAS	Electrical Equipment	Generator	Kohler	
3065	Genie 1930 Scissors Lift	Motorized Equipment	Lift	Genie	1930
3048	Genie GR20 Arial Lift	Motorized Equipment	LIft	Genie	GR20
3057	Genie One Man Lift AWP-30 (0341)	Motorized Equipment	Lift	Yale	AWP-30
3037	GEN-North	Electrical Equipment	Generator		
2923	GEN-South	Electrical Equipment	Generator	Caterpillar	
3564	GUH-G1	HVAC Equipment	Unit Heater	Reznor	VDAS-225
3565	GUH-G2	HVAC Equipment	Unit Heater	Reznor	VDAS-225
2925	GWH-2C01	Plumbing Equipment	Gas Water Heater	PVI	1250 P 1250A-P
2926	GWH-6H01	Plumbing Equipment	Gas Water Heater	PVI	500P-400A-TP
2927	GWH-7E01	Plumbing Equipment	Gas Water Heater	PVI	750P600A-TP
2928	GWH-8E01	Plumbing Equipment	Gas Water Heater	PVI	500 9H00A-TP
2930	HUM-HOF	HVAC Equipment	Humidifier	Nortec	NHTC+030
3603	HUM-Team Facility (All)	HVAC Equipment	Humidifier	?	?
2931	HWP-E	HVAC Equipment	Hot Water Pump	?	?
2932	HWP-N1	HVAC Equipment	Hot Water Pump	Bell & Gossett	80 BF 8.25
2933	HWP-N2	HVAC Equipment	Hot Water Pump	Bell & Gossett	80 BF 8.25
2934	HWP-P1	HVAC Equipment	Hot Water Pump	Bell & Gossett	?
2935	HWP-P2	HVAC Equipment	Hot Water Pump	Bell & Gossett	?
2936	HWP-SEZ-1	HVAC Equipment	Hot Water Pump	Bell & Gossett	1510
2937	HWP-SEZ-2	HVAC Equipment	Hot Water Pump	Bell & Gossett	1510
2938	HWP-SEZ-3	HVAC Equipment	Hot Water Pump	Bell & Gossett	1510
2939	HWP-SEZ-4	HVAC Equipment	Hot Water Pump	Bell & Gossett	1510
2940	HWP-SEZ-5	HVAC Equipment	Hot Water Pump	Bell & Gossett	1510
2941	HWP-SEZ-6	HVAC Equipment	Hot Water Pump	Bell & Gossett	1510
2942	HWP-SMP-PS	HVAC Equipment	Hot Water Pump	?	?
2943	HWP-T1	HVAC Equipment	Hot Water Pump	Bell & Gossett	?
2944	HWP-T2	HVAC Equipment	Hot Water Pump	Bell & Gossett	?
2945	IH-2C02	HVAC Equipment	Intake Hood	?	?
1765	IM-117-I	Concession/Kitchen Equipme	Ice Machine	Manitowoc	QY1004A
1766	IM-117-O	Concession/Kitchen Equipme	Ice Machine	Manitowoc	QY0454A
1767	IM-121-O	Concession/Kitchen Equipme	Ice Machine	Manitowoc	QY0454A
1768	IM-1919-1	Concession/Kitchen Equipme	Ice Machine	Manitowoc	ID1203W-261
1769	IM-1919-2	Concession/Kitchen Equipme	Ice Machine	Manitowoc	ID1203W-261
1771	IM-1919-3	Concession/Kitchen Equipme	Ice Machine	Manitowoc	ID1203W-261
1773	IM-1919-4	Concession/Kitchen Equipme	Ice Machine	Manitowoc	ID1203W-261
1802	IM-435s	Concession/Kitchen Equipme	Ice Machine	Manitowoc	IY1204A-261
1803	IM-440s	Concession/Kitchen Equipme	Ice Machine	Manitowoc	IY1204A-261
1804	IM-446s	Concession/Kitchen Equipme	Ice Machine	Manitowoc	IY0606A-261
1805	IM-447s	Concession/Kitchen Equipme	Ice Machine	Manitowoc	IY0606A-261

1806	IM-448s	Concession/Kitchen Equipme	Ice Machine	Manitowoc	IY0606A-261
1776	IM-478	Concession/Kitchen Equipme	Ice Machine	Manitowoc	QY1004A
1777	IM-4E44A	Concession/Kitchen Equipme	Ice Machine	Manitowoc	
1778	IM-4F05	Concession/Kitchen Equipme	Ice Machine	Manitowoc	QY0454A
1780	IM-4th Fl Kitchen	Concession/Kitchen Equipme	Ice Machine	Manitowoc	SD1802A
1781	IM-5B01	Concession/Kitchen Equipme	Ice Machine	Manitowoc	QY1004A
1808	IM-630s	Concession/Kitchen Equipme	Ice Machine	Manitowoc	IY1204A-261
1809	IM-635s	Concession/Kitchen Equipme	Ice Machine	Manitowoc	IY1204A-261
1811	IM-642s	Concession/Kitchen Equipme	Ice Machine	Manitowoc	IY1204A-261
1813	IM-644s	Concession/Kitchen Equipme	Ice Machine	Follett	HCC1400A
1814	IM-647s	Concession/Kitchen Equipme	Ice Machine	Follett	HCC1400A
1815	IM-648s	Concession/Kitchen Equipme	Ice Machine	Manitowoc	IY1204A-261
1782	IM-678	Concession/Kitchen Equipme	Ice Machine	Manitowoc	QY1004A
1783	IM-6B01	Concession/Kitchen Equipme	Ice Machine	Manitowoc	QY0424A
1784	IM-6E45B	Concession/Kitchen Equipme	Ice Machine	Manitowoc	QY0454A
1817	IM-730s	Concession/Kitchen Equipme	Ice Machine	Manitowoc	IY1204A-261
1818	IM-735s	Concession/Kitchen Equipme	Ice Machine	Manitowoc	IY1204A-261
1819	IM-742s	Concession/Kitchen Equipme	Ice Machine	Manitowoc	IY1204A-261
1820	IM-743s	Concession/Kitchen Equipme	Ice Machine	Manitowoc	IY1204A-261
1821	IM-750s	Concession/Kitchen Equipme	Ice Machine	Manitowoc	IY1204A-261
1786	IM-7E28	Concession/Kitchen Equipme	Ice Machine	Manitowoc	QY0454A
1787	IM-Cart Storage	Concession/Kitchen Equipme	Ice Machine	Manitowoc	IY1204A-261
1788	IM-Champ	Concession/Kitchen Equipme	Ice Machine	Manitowoc	IY1204A3-263
1789	IM-Com North	Concession/Kitchen Equipme	Ice Machine	Manitowoc	ID2176C-161
1790	IM-Com South	Concession/Kitchen Equipme	Ice Machine	Manitowoc	ID2176C-161
1791	IM-DHC	Concession/Kitchen Equipme	Ice Machine	Manitowoc	
1792	IM-Ice Bagger	Concession/Kitchen Equipme	Ice Machine		
1793	IM-JTV-Coke-1	Concession/Kitchen Equipme	Ice Machine	Manitowoc	IY1196N-261
1794	IM-JTV-Coke-2	Concession/Kitchen Equipme	Ice Machine	Manitowoc	IY1196N-261
1795	IM-JTV-Kitchen 1	Concession/Kitchen Equipme	Ice Machine	Manitowoc	IY1196N-261
1796	IM-JTV-Kitchen 2	Concession/Kitchen Equipme	Ice Machine	Manitowoc	IY1196N-261
1797	IM-LG35	Concession/Kitchen Equipme	Ice Machine	Follet	MCD400A
1798	IM-Team Dining 1	Concession/Kitchen Equipme	Ice Machine	Manitowoc	RNS12A-161
1799	IM-Team Dining 2	Concession/Kitchen Equipme	Ice Machine	Manitowoc	IYT0750A
3611	IM-Team Space-1	Concession/Kitchen Equipme	Ice Machine	Manitowoc	CNF0201A-161
3612	IM-Team Space-2	Concession/Kitchen Equipme	Ice Machine	Manitowoc	CNF0201A-161
1822	IM-Ter Stes East	Concession/Kitchen Equipme	Ice Machine	Manitowoc	IY0606A-261
1823	IM-Ter Stes West	Concession/Kitchen Equipme	Ice Machine	Manitowoc	IY0606A-261
1824	IM-Training-1	Concession/Kitchen Equipme	Ice Machine	Hoshizaki	KM-650MWH
1825	IM-Training-2	Concession/Kitchen Equipme	Ice Machine	Hoshizaki	KM-650MWH
1826	IM-Training-3	Concession/Kitchen Equipme	Ice Machine	Hoshizaki	F-1801MWJ

1827	IM-Training-4	Concession/Kitchen Equipme	Ice Machine	Hoshizaki	F-1801MWJ
1828	IM-VT	Concession/Kitchen Equipme	Ice Machine	Hoshizaki	F450 MAH
1800	IM-Weight Room 1	Concession/Kitchen Equipme	Ice Machine	Manitowoc	VRF0140A-161B
1801	IM-Weight Room 2	Concession/Kitchen Equipme	Ice Machine	Manitowoc	QY021SW
2946	JACUZZI	Aquatics Equipment	Jacuzzi		
3049	JLG 1350 Boom Lift (0339)	Motorized Equipment	LIft	JLG	1350
3050	JLG 1930 Scissors Lift (0438)	Motorized Equipment	Lift	JLG	1930
3064	JLG 2630 Scissors Lift (0496)	Motorized Equipment	Lift	JLG	2630
3051	JLG 4069 Scissors Lift (0338)	Motorized Equipment	Lift	JLG	4069
2842	John Deere Atrium Cart (2618)	Motorized Equipment	Cart		
2947	JTV BACKFLOW PREVENTER	Plumbing Equipment	Backflow Preventer		
2948	KEF-3C01	HVAC Equipment	Kitchen Exhaust Fan	Greenheck	CUBE-220HP-30-G
2949	KEF-3C02	HVAC Equipment	Kitchen Exhaust Fan	Greenheck	CUBE-905-VG06-X
2950	KEF-3C03	HVAC Equipment	Kitchen Exhaust Fan	?	?
2951	KEF-3C04	HVAC Equipment	Kitchen Exhaust Fan	?	?
2952	LC04-2	Snow Equipment	Snow Plow		
2953	LC04-3	Snow Equipment	Snow Wax		
2954	LC04-4	Snow Equipment	Snow Slide		
2955	LC04-6	HVAC Equipment	Sideline Heater	?	?
2956	LC04-7	Electrical Equipment	Panel		
2958	Linde Forklift	Motorized Equipment	Forklift		
2959	Lombardi Clock	Electrical Equipment			
2961	MAU-1C01	HVAC Equipment	Makeup Air Unit	?	?
2962	MAU-1G01	HVAC Equipment	Makeup Air Unit	?	?
2963	MAU-1K01	HVAC Equipment	Makeup Air Unit	Thermotek	T2-D-500-G-15
3502	MAU-2L01	HVAC Equipment	Makeup Air Unit	Greenheck	DGX-P127-H32-HF
3501	MAU-2L02	HVAC Equipment	Makeup Air Unit	Greenheck	TSU-230-H50
2964	MAU-3C01	HVAC Equipment	Makeup Air Unit	Greenheck	DGX-120-H32-D13
3563	MAU-G1	HVAC Equipment	Makeup Air Unit	Greenheck	1GX-112-H22-J
2960	Mitsubishi Units	HVAC Equipment		?	?
3069	Pickup Truck (Big)	Vehicle	Truck		
3070	Pickup Truck (Small)	Vehicle	Truck		
2966	POOLS	Aquatics Equipment	Pool		
2967	Potts Warehouse Units	HVAC Equipment		?	?
3059	Powerboss Sweeper (0346)	Motorized Equipment	Sweeper	Powerboss	
3566	PRV-1	HVAC Equipment	Exhaust Fan	?	?
3540	PRV-1-SEC	HVAC Equipment	Exhaust Fan	Greenheck	G-095-D-X
3567	PRV-2	HVAC Equipment	Exhaust Fan	?	?
3541	PRV-2-SEC	HVAC Equipment	Exhaust Fan	Greenheck	G-080-D-X
2968	RF-1J01	HVAC Equipment	Return Fan	Greenheck	BSQ-200-20-X
2742	RTU-1B01	HVAC Equipment	Roof Top Unit	Trane	4YCC3018A1040BA

2745	RTU-1C01	HVAC Equipment	Roof Top Unit	Trane	TXC036E3REA1EH0A
3652	RTU-1-IT HUT	HVAC Equipment	Roof Top Unit		
3933	RTU-1-LR3	HVAC Equipment	Roof Top Unit		
3638	RTU-1-LW	HVAC Equipment	Roof Top Unit	?	?
2743	RTU-1MK01	HVAC Equipment	Roof Top Unit	?	?
3538	RTU-1-SEC	HVAC Equipment	Roof Top Unit	AAON	RN-015-3-0-EB09-3FB
3176	RTU-2A01	HVAC Equipment	Roof Top Unit	?	?
3170	RTU-2A04	HVAC Equipment	Roof Top Unit	?	?
3171	RTU-2A05	HVAC Equipment	Roof Top Unit	?	?
2744	RTU-2B01	HVAC Equipment	Roof Top Unit	Trane	TSC048A4RGA
2747	RTU-2D01	HVAC Equipment	Roof Top Unit	?	?
3623	RTU-2D02	HVAC Equipment	Roof Top Unit	?	?
2748	RTU-2E01	HVAC Equipment	Roof Top Unit	?	?
3177	RTU-2F01	HVAC Equipment	Roof Top Unit	?	?
3621	RTU-2F02	HVAC Equipment	Roof Top Unit	?	?
3653	RTU-2-IT HUT	HVAC Equipment	Roof Top Unit		
3639	RTU-2-LW	HVAC Equipment	Roof Top Unit	?	?
3455	RTU-303	HVAC Equipment	Roof Top Unit	?	?
2750	RTU-3C01	HVAC Equipment	Roof Top Unit	Trane	TSCA014MAD0A0AA
2751	RTU-3C02	HVAC Equipment	Roof Top Unit	?	?
2752	RTU-3C1	HVAC Equipment	Roof Top Unit	Carrier	48TCED08B2A6A2F3CO
2753	RTU-3C2	HVAC Equipment	Roof Top Unit	Carrier	48TCFD16BCA6A2AOCO
2754	RTU-3D01	HVAC Equipment	Roof Top Unit	Trane	TSCA017BBB0BA
2755	RTU-3D02	HVAC Equipment	Roof Top Unit	Daikin	OAH021GDDC
2756	RTU-3D03	HVAC Equipment	Roof Top Unit	Carrier	48TCED14B3A6A2AOCO
3640	RTU-3-LW	HVAC Equipment	Roof Top Unit	?	?
3523	RTU-4A01	HVAC Equipment	Roof Top Unit	AAON	RN-011-C-0-3-00000-DB3L0
3522	RTU-4A02	HVAC Equipment	Roof Top Unit	AAON	RN-011-C-0-3-00000-DB3L0
3521	RTU-4A03	HVAC Equipment	Roof Top Unit	AAON	RN-011-C-0-3-00000-36B
3525	RTU-4B01	HVAC Equipment	Roof Top Unit	AAON	RN-011-C-0-3-00000-DB3L0
3520	RTU-4B02	HVAC Equipment	Roof Top Unit	AAON	RNA-011-C-0-3-00000-DBCL0
3519	RTU-4C01	HVAC Equipment	Roof Top Unit	AAON	RNA-011-C-0-3-00000-DBCL0
2757	RTU-4C01-B	HVAC Equipment	Roof Top Unit	?	?
3509	RTU-4E01	HVAC Equipment	Roof Top Unit	AAON	RNA-011-C-0-3-00000-DB3L0
3518	RTU-4E02	HVAC Equipment	Roof Top Unit	AAON	RNA-011-C-0-3-00000-DB3L0
3516	RTU-4F01	HVAC Equipment	Roof Top Unit	AAON	RNA-011-C-0-3-00000-DB380
3514	RTU-4F02	HVAC Equipment	Roof Top Unit	AAON	RNA-011-C-0-3-00000-DB380
3511	RTU-4F03	HVAC Equipment	Roof Top Unit	AAON	RN-011-3-0-0000-36B
3504	RTU-8E01	HVAC Equipment	Roof Top Unit	Aaon	RN-016-3-0-HB09-34B
3503	RTU-8E02	HVAC Equipment	Roof Top Unit	Aaon	RN-016-3-0-HB09-34B
2758	RTU-DAS-103	HVAC Equipment	Roof Top Unit	Trane	YHC060F4RHA1TP2C1A1B60100B

3633	RTU-DAS-104	HVAC Equipment	Roof Top Unit		
2759	RTU-DAS-105	HVAC Equipment	Roof Top Unit	Trane	YHD180G4RLB0YPDC1A1B60000B
2760	RTU-DAS-106	HVAC Equipment	Roof Top Unit	Trane	YHD240G4RLBOYPDC1A1B60000B
2761	RTU-DAS-107	HVAC Equipment	Roof Top Unit	Trane	YHD180G4RLB0YPDC1A1B60000B
2762	RTU-DAS-108	HVAC Equipment	Roof Top Unit	Trane	?
2763	RTU-DC1	HVAC Equipment	Roof Top Unit	Trane	YSD150F4RHAOGD5
2764	RTU-DC2	HVAC Equipment	Roof Top Unit	Trane	YSC072F4RHA02HOB
2765	RTU-DC3	HVAC Equipment	Roof Top Unit	?	?
2766	RTU-DC4	HVAC Equipment	Roof Top Unit	Trane	YH067E4RHA0GH
2767	RTU-DC5	HVAC Equipment	Roof Top Unit	Carrier	48TCSD12A2A6A0B2C0
2768	RTU-DC6	HVAC Equipment	Roof Top Unit	Carrier	48TCED12A2A6A0A0A0
2769	RTU-DC7	HVAC Equipment	Roof Top Unit	Trane	YSC048E4RHA1GHOB
2770	RTU-NW1	HVAC Equipment	Roof Top Unit	Carrier	48HCTD14AZAOF2BO
2771	RTU-NW2	HVAC Equipment	Roof Top Unit	Carrier	48VL-AZ404030
2772	RTU-SEWING RM	HVAC Equipment	Roof Top Unit	Trane	TCC036F400BD
3027	RTU-WHS2-1	HVAC Equipment	Roof Top Unit	?	?
3028	RTU-WHS2-2	HVAC Equipment	Roof Top Unit	?	?
3029	RTU-WHS2-3	HVAC Equipment	Roof Top Unit	?	?
3030	RTU-WHS2-4	HVAC Equipment	Roof Top Unit	?	?
3032	RTU-WHS2-6	HVAC Equipment	Roof Top Unit	?	?
2970	SCR-1L01	HVAC Equipment	Scrubber	Greenheck	36-BISH-41-6-10-11
2971	SCR-1MG01	HVAC Equipment	Scrubber	Greenheck	27-CSH-B1-41-10-11-150-G
2973	SCR-3C01	HVAC Equipment	Scrubber	Air Scrubbers In	PBRC-10-30-SW
2974	SCR-8K01	HVAC Equipment	Scrubber	?	?
2795	SEF-7E01	HVAC Equipment	Smoke Exhaust Fan	Greenheck	TAB-45-100
2796	SEF-7E02	HVAC Equipment	Smoke Exhaust Fan	Greenheck	TAB-45-100
2797	SEF-7E03	HVAC Equipment	Smoke Exhaust Fan	Greenheck	TAB-45-100
2798	SEF-7E04	HVAC Equipment	Smoke Exhaust Fan	Greenheck	tab-45-100
2799	SEF-8A01	HVAC Equipment	Smoke Exhaust Fan	Greenheck	CUBE-400-30
2800	SEF-8A02	HVAC Equipment	Smoke Exhaust Fan	Greenheck	CUBE-480-30
2801	SEF-8A03	HVAC Equipment	Smoke Exhaust Fan	Greenheck	CUBE-480-30
2802	SEF-8A04	HVAC Equipment	Smoke Exhaust Fan	Greenheck	CUBE-480-30
2803	SEF-8F01	HVAC Equipment	Smoke Exhaust Fan	Greenheck	CUBE-480-30
2804	SEF-8F02	HVAC Equipment	Smoke Exhaust Fan	Greenheck	CUBE-480-30
2805	SEF-8F03	HVAC Equipment	Smoke Exhaust Fan	Greenheck	CUBE-480-30
2806	SEF-8F04	HVAC Equipment	Smoke Exhaust Fan	Greenheck	CUBE-480-30
2807	SEF-8G01	HVAC Equipment	Smoke Exhaust Fan	Greenheck	60-PLN-VMOS-11
2808	SEF-8G02	HVAC Equipment	Smoke Exhaust Fan	Greenheck	60-PLN-VMOS-11
2809	SEF-8G03	HVAC Equipment	Smoke Exhaust Fan	Greenheck	60-PLN-VMOS-11
2810	SEF-8G04	HVAC Equipment	Smoke Exhaust Fan	Greenheck	60-PLN-VMOS-11
2811	SEF-8G05	HVAC Equipment	Smoke Exhaust Fan	Greenheck	60-PLN-VMOS-11

2812	SEF-8G06	HVAC Equipment	Smoke Exhaust Fan	Greenheck	60-PLN-VMOS-11
2813	SEF-8K01	HVAC Equipment	Smoke Exhaust Fan	Greenheck	QEI-36-1-100-HTUL
2814	SEF-8K02	HVAC Equipment	Smoke Exhaust Fan	Greenheck	QEI36-1-100-HTUL
2815	SEF-8K03	HVAC Equipment	Smoke Exhaust Fan	Greenheck	QEI-36-1-100-HTUL
2816	SEF-8K04	HVAC Equipment	Smoke Exhaust Fan	?	?
2817	SF-2E01	HVAC Equipment	Supply Fan	Greenheck	FQ-70-DGEX-GD
2818	SF-2P04	HVAC Equipment	Supply Fan	Greenheck	K-3022
2819	SF-7B01	HVAC Equipment	Supply Fan	Greenheck	BSQ-240-15
2820	SF-7G01	HVAC Equipment	Supply Fan	Greenheck	RBS-2L24-10
2822	SF-8B01	HVAC Equipment	Supply Fan	?	?
2835	Snow Blower (0429)	Snow Equipment	Snow Blower		
2975	Snow Equipment	Snow Equipment			
2976	Snow Melt Actuators	HVAC Equipment		?	?
2977	Steam Generator	HVAC Equipment	Steam Generator	Steam Master	HC-48
2978	SwimEx	Aquatics Equipment	Pool		
2979	SwimEx Gear Box	Aquatics Equipment			
3066	Taylor-Dunn Electrical Cart (0626)	Motorized Equipment	Cart	Taylor-Dunn	
3052	Taylor-Dunn HVAC Cart (0329)	Motorized Equipment	Cart	Taylor-Dunn	
1619	UH-10K01	HVAC Equipment	Unit Heater	?	?
1621	UH-1C01	HVAC Equipment	Unit Heater	Trane	?
1622	UH-1C02	HVAC Equipment	Unit Heater	Trane	?
1624	UH-1C03	HVAC Equipment	Unit Heater	Trane	?
1626	UH-1C04	HVAC Equipment	Unit Heater	Trane	?
1627	UH-1J01	HVAC Equipment	Unit Heater	Trane	?
1628	UH-1L01	HVAC Equipment	Unit Heater	?	?
1629	UH-1L02	HVAC Equipment	Unit Heater	?	?
1630	UH-1L03	HVAC Equipment	Unit Heater	?	?
3647	UH-1-LW	HVAC Equipment	Unit Heater	?	?
1631	UH-1M01	HVAC Equipment	Unit Heater	?	?
1632	UH-1M02	HVAC Equipment	Unit Heater	?	?
1633	UH-1M03	HVAC Equipment	Unit Heater	?	?
1634	UH-2A01	HVAC Equipment	Unit Heater	?	?
1635	UH-2A02	HVAC Equipment	Unit Heater	?	?
1636	UH-2A03	HVAC Equipment	Unit Heater	?	?
1637	UH-2A04	HVAC Equipment	Unit Heater	?	?
1638	UH-2A05	HVAC Equipment	Unit Heater	?	?
1639	UH-2A06	HVAC Equipment	Unit Heater	?	?
1640	UH-2A07	HVAC Equipment	Unit Heater	?	?
1641	UH-2A08	HVAC Equipment	Unit Heater	?	?
1642	UH-2A09	HVAC Equipment	Unit Heater	?	?
1643	UH-2A10	HVAC Equipment	Unit Heater	?	?

1644	UH-2A11	HVAC Equipment	Unit Heater	?	?
1645	UH-2A12	HVAC Equipment	Unit Heater	?	?
1646	UH-2B02	HVAC Equipment	Unit Heater	?	?
1647	UH-2B03	HVAC Equipment	Unit Heater	?	?
1648	UH-2B04	HVAC Equipment	Unit Heater	?	?
1649	UH-2B05	HVAC Equipment	Unit Heater	?	?
1650	UH-2B06	HVAC Equipment	Unit Heater	?	?
1651	UH-2B07	HVAC Equipment	Unit Heater	?	?
1652	UH-2B08	HVAC Equipment	Unit Heater	Vulcan	VV285
1653	UH-2B09	HVAC Equipment	Unit Heater	Vulcan	VV285
1654	UH-2C01	HVAC Equipment	Unit Heater	?	?
1655	UH-2C02	HVAC Equipment	Unit Heater	?	?
1656	UH-2C03	HVAC Equipment	Unit Heater	?	?
1657	UH-2C04	HVAC Equipment	Unit Heater	Trane	GHND040ADF10000
1658	UH-2C05	HVAC Equipment	Unit Heater	?	?
1659	UH-2C06	HVAC Equipment	Unit Heater	?	?
1660	UH-2C07	HVAC Equipment	Unit Heater	?	?
1661	UH-2C08	HVAC Equipment	Unit Heater	?	?
1662	UH-2C09	HVAC Equipment	Unit Heater	Trane	?
1663	UH-2C10	HVAC Equipment	Unit Heater	Trane	?
1664	UH-2C11	HVAC Equipment	Unit Heater	Trane	?
1665	UH-2C12	HVAC Equipment	Unit Heater	Trane	?
1666	UH-2D01	HVAC Equipment	Unit Heater	?	?
1667	UH-2D02	HVAC Equipment	Unit Heater	?	?
1668	UH-2D03	HVAC Equipment	Unit Heater	?	?
1669	UH-2D04	HVAC Equipment	Unit Heater	?	?
1670	UH-2D05	HVAC Equipment	Unit Heater	?	?
1671	UH-2D06	HVAC Equipment	Unit Heater	?	?
1672	UH-2D08	HVAC Equipment	Unit Heater	?	?
1673	UH-2D09	HVAC Equipment	Unit Heater	?	?
1674	UH-2D12	HVAC Equipment	Unit Heater	?	?
1675	UH-2E01	HVAC Equipment	Unit Heater	?	?
1676	UH-2E02	HVAC Equipment	Unit Heater	?	?
1677	UH-2E03	HVAC Equipment	Unit Heater	?	?
1678	UH-2E04	HVAC Equipment	Unit Heater	?	?
1679	UH-2E05	HVAC Equipment	Unit Heater	?	?
1680	UH-2E06	HVAC Equipment	Unit Heater	?	?
1681	UH-2E07	HVAC Equipment	Unit Heater	?	?
1682	UH-2E08	HVAC Equipment	Unit Heater	Trane	?
1683	UH-2E09	HVAC Equipment	Unit Heater	?	?
1684	UH-2E10	HVAC Equipment	Unit Heater	?	?

1685	UH-2E11	HVAC Equipment	Unit Heater	?	?
1686	UH-2E12	HVAC Equipment	Unit Heater	?	?
1687	UH-2E13	HVAC Equipment	Unit Heater	?	?
1688	UH-2F01	HVAC Equipment	Unit Heater	?	?
1689	UH-2F02	HVAC Equipment	Unit Heater	?	?
1690	UH-2F03	HVAC Equipment	Unit Heater	?	?
1691	UH-2F04	HVAC Equipment	Unit Heater	?	?
1692	UH-2F05	HVAC Equipment	Unit Heater	?	?
1693	UH-2F06	HVAC Equipment	Unit Heater	?	?
1694	UH-2F08	HVAC Equipment	Unit Heater	?	?
1695	UH-2F09	HVAC Equipment	Unit Heater	?	?
3648	UH-2-LW	HVAC Equipment	Unit Heater	?	?
2984	UH-3 DAS-125	HVAC Equipment	Unit Heater	Reznor	UDAS-125
1696	UH-3C01	HVAC Equipment	Unit Heater	Reznor	UDAP45
1697	UH-3K02	HVAC Equipment	Unit Heater	?	?
3649	UH-3-LW	HVAC Equipment	Unit Heater	?	?
2985	UH-4 DAS-125	HVAC Equipment	Unit Heater	Reznor	UDAS-125
1698	UH-4C01	HVAC Equipment	Unit Heater	Reznor	UDAP60
1699	UH-4C07	HVAC Equipment	Unit Heater	Reznor	UDAP45
1700	UH-4C08	HVAC Equipment	Unit Heater	Reznor	UDAP125
1701	UH-4C09	HVAC Equipment	Unit Heater	Reznor	UDAP45
1702	UH-4C10	HVAC Equipment	Unit Heater	Reznor	UDAP125
1703	UH-4D02	HVAC Equipment	Unit Heater	Reznor	UDAP60
1704	UH-4D03	HVAC Equipment	Unit Heater	Reznor	UDAP60
1705	UH-4D04	HVAC Equipment	Unit Heater	Reznor	UDAP60
1706	UH-4D05	HVAC Equipment	Unit Heater	Reznor	UDAP125
1707	UH-4D06	HVAC Equipment	Unit Heater	Reznor	UDAP60
1708	UH-4D11	HVAC Equipment	Unit Heater	Reznor	UDAP125
1709	UH-4K06	HVAC Equipment	Unit Heater	?	?
3650	UH-4-LW	HVAC Equipment	Unit Heater	?	?
1710	UH-5C01	HVAC Equipment	Unit Heater	Reznor	UDAP30
1711	UH-5C02	HVAC Equipment	Unit Heater	Reznor	UDAP30
1712	UH-5K02	HVAC Equipment	Unit Heater	?	?
1713	UH-5K03	HVAC Equipment	Unit Heater	?	?
1714	UH-6C01	HVAC Equipment	Unit Heater	Reznor	UDAP45
1715	UH-6C04	HVAC Equipment	Unit Heater	Reznor	UDAP30
1716	UH-6C05	HVAC Equipment	Unit Heater	Reznor	UDAP45
1717	UH-6C06	HVAC Equipment	Unit Heater	Reznor	UDAP175
1718	UH-6C07	HVAC Equipment	Unit Heater	Reznor	UDAP75
1719	UH-6C08	HVAC Equipment	Unit Heater	Reznor	UDAP125
1720	UH-6D09	HVAC Equipment	Unit Heater	Reznor	UDAP45

1721	UH-6D10	HVAC Equipment	Unit Heater	Reznor	UDAP125
1722	UH-6D11	HVAC Equipment	Unit Heater	Reznor	UDAP125
1723	UH-6D12	HVAC Equipment	Unit Heater	Reznor	UDAP60
1724	UH-6D13	HVAC Equipment	Unit Heater	Reznor	UDAP125
1725	UH-6D14	HVAC Equipment	Unit Heater	Reznor	UDAP125
1726	UH-6K03	HVAC Equipment	Unit Heater	?	?
1727	UH-7C01	HVAC Equipment	Unit Heater	Reznor	UDAP45
1728	UH-7C02	HVAC Equipment	Unit Heater	Reznor	UDAP45
1729	UH-7C03	HVAC Equipment	Unit Heater	Reznor	UDAP30
1730	UH-7C04	HVAC Equipment	Unit Heater	Reznor	UDAP200
1731	UH-7C05	HVAC Equipment	Unit Heater	Reznor	UDAP45
1732	UH-7C06	HVAC Equipment	Unit Heater	Reznor	UDAP45
1733	UH-7C07	HVAC Equipment	Unit Heater	Reznor	UDAP30
1734	UH-7C08	HVAC Equipment	Unit Heater	Reznor	UDAP30
1735	UH-7C09	HVAC Equipment	Unit Heater	Reznor	UDAP200
1736	UH-7C10	HVAC Equipment	Unit Heater	Reznor	UDAP30
1737	UH-7C11	HVAC Equipment	Unit Heater	?	?
1738	UH-7C13	HVAC Equipment	Unit Heater	Reznor	UDAP150
1739	UH-7C15	HVAC Equipment	Unit Heater	Reznor	UDAP150
1740	UH-7C16	HVAC Equipment	Unit Heater	Reznor	UDAP60
1741	UH-7C17	HVAC Equipment	Unit Heater	Reznor	UDAP60
1742	UH-7D21	HVAC Equipment	Unit Heater	Reznor	UDAP30
1743	UH-7D22	HVAC Equipment	Unit Heater	Reznor	UDAP30
1744	UH-7D23	HVAC Equipment	Unit Heater	Reznor	UDAP45
1745	UH-7D24	HVAC Equipment	Unit Heater	Reznor	UDAP175
1746	UH-7D25	HVAC Equipment	Unit Heater	Reznor	UDAP30
1747	UH-7D26	HVAC Equipment	Unit Heater	Reznor	UDAP30
1748	UH-7D27	HVAC Equipment	Unit Heater	Reznor	UDAP175
1749	UH-7D28	HVAC Equipment	Unit Heater	Reznor	UDAP60
1750	UH-7D29	HVAC Equipment	Unit Heater	Reznor	UDAP60
1751	UH-7D30	HVAC Equipment	Unit Heater	Reznor	UDAP175
1752	UH-7D31	HVAC Equipment	Unit Heater	Reznor	UDAP30
1753	UH-7D32	HVAC Equipment	Unit Heater	Reznor	UDAP30
1754	UH-7D33	HVAC Equipment	Unit Heater	Reznor	UDAP175
1755	UH-7H01	HVAC Equipment	Unit Heater	?	?
1756	UH-7K02	HVAC Equipment	Unit Heater	?	?
1757	UH-7K12	HVAC Equipment	Unit Heater	Reznor	UDAP30
1758	UH-7K14	HVAC Equipment	Unit Heater	Reznor	UDAP30
1759	UH-7K18	HVAC Equipment	Unit Heater	Reznor	UDAP30
1760	UH-7K19	HVAC Equipment	Unit Heater	Reznor	UDAP30
1761	UH-7K20	HVAC Equipment	Unit Heater	Reznor	UDAP150

1762	UH-8K01	HVAC Equipment	Unit Heater	Reznor	UDAP45
1763	UH-9K01	HVAC Equipment	Unit Heater	?	?
2986	UH-PSWA	HVAC Equipment	Unit Heater	?	?
2987	Whirlpool-1	Aquatics Equipment	Whirlpool		
2988	Whirlpool-2	Aquatics Equipment	Whirlpool		
2989	WTR SFTNR AIR COMP	Plumbing Equipment	Air Compressor		
3060	Yale Forklift - DN (0365)	Motorized Equipment	Forklift	Yale	
3056	Yale Forklift (0340)	Motorized Equipment	Forklift	Genie	
3073	Yale Forklift (0342)	Motorized Equipment	Forklift	Yale	

Appendix F

Example Maintenance Records Forms

Work History Screenshots

The following screenshots show the work history on 21 pieces of equipment out of our CMMS (Limble).

Each screenshot is for a specific piece of equipment and is divided into three sections:

- PM Schedule & Frequency
- Open PM's (work that is due but not yet completed)
- Completed PM's

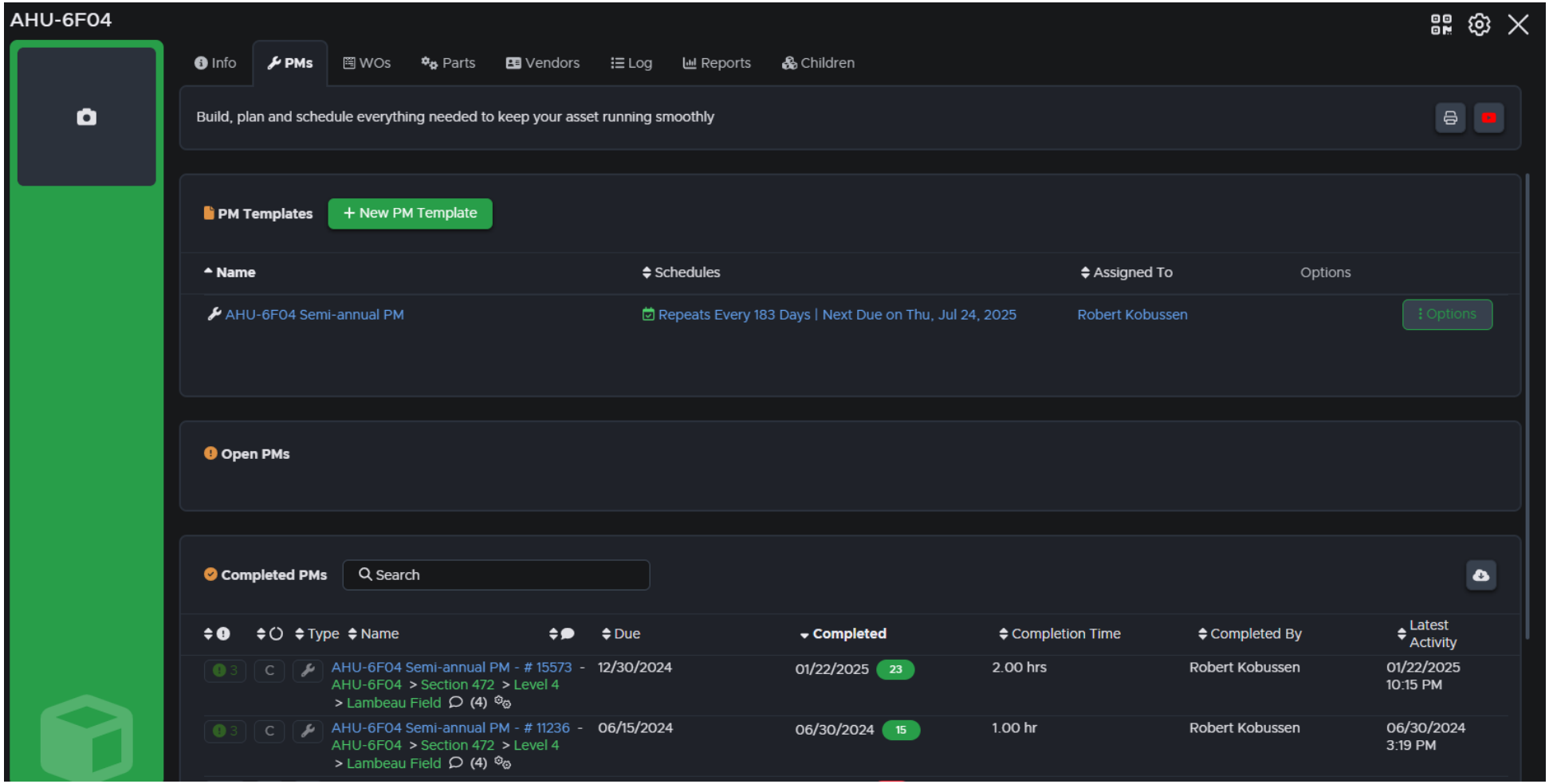

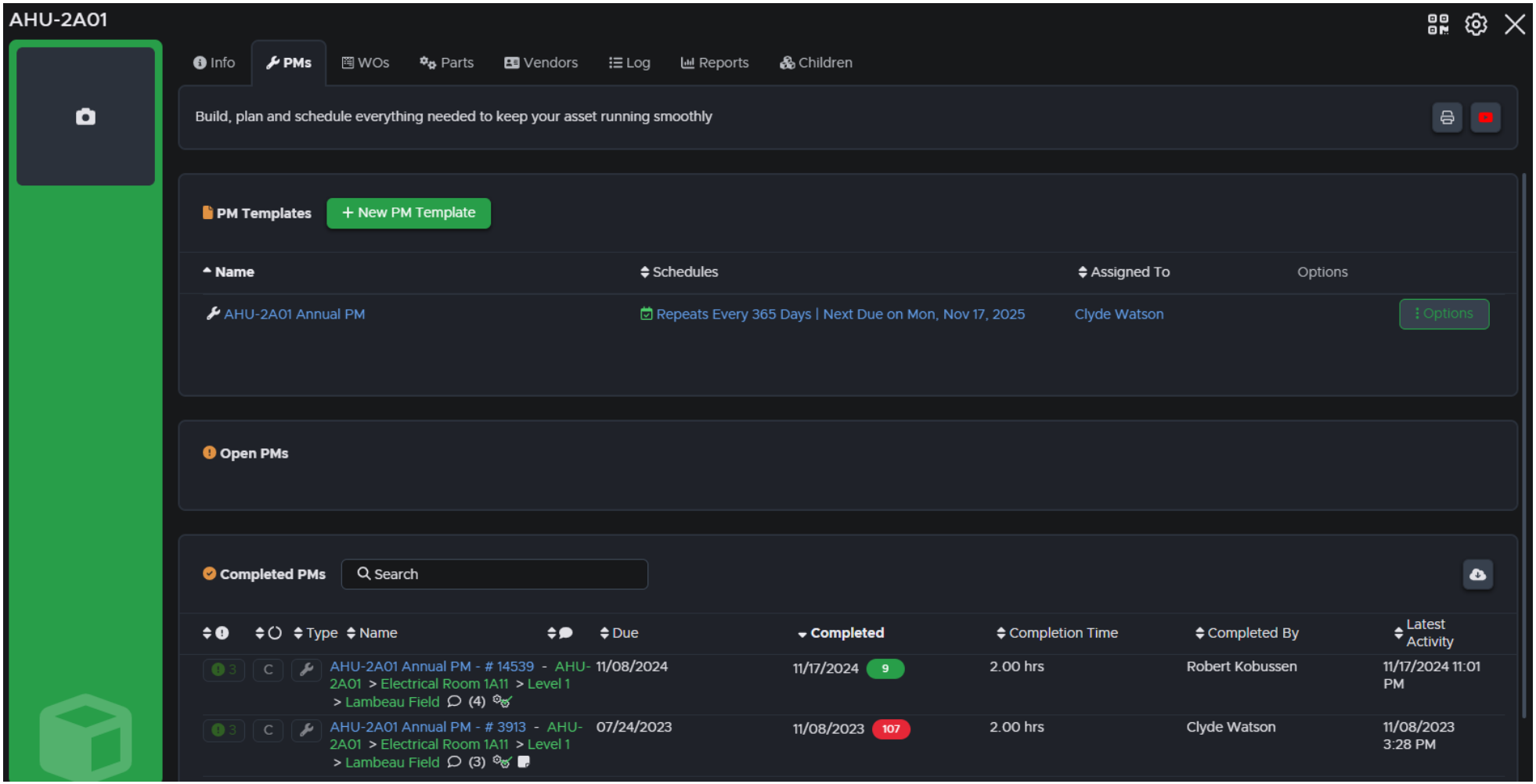
AHU-2A01
Info
PMs
WOs
Parts
Vendors
Log
Reports
Children
Build, plan and schedule everything needed to keep your asset running smoothly
PM Templates
+ New PM Template
Name
Schedules
Assigned To
Options
AHU-2A01 Annual PM
Repeats Every 365 Days | Next Due on Mon, Nov 17, 2025
Clyde Watson
Options
Open PMs
Completed PMs
Search
Type
Name
Due
Completed
Completion Time
Completed By
Latest Activity
AHU-2A01 Annual PM - # 14539 - AHU-2A01 > Electrical Room 1A11 > Level 1 > Lambeau Field (4)
11/08/2024
11/17/2024
9
2.00 hrs
Robert Kobussen
11/17/2024 11:01 PM
AHU-2A01 Annual PM - # 3913 - AHU-2A01 > Electrical Room 1A11 > Level 1 > Lambeau Field (3)
07/24/2023
11/08/2023
107
2.00 hrs
Clyde Watson
11/08/2023 3:28 PM

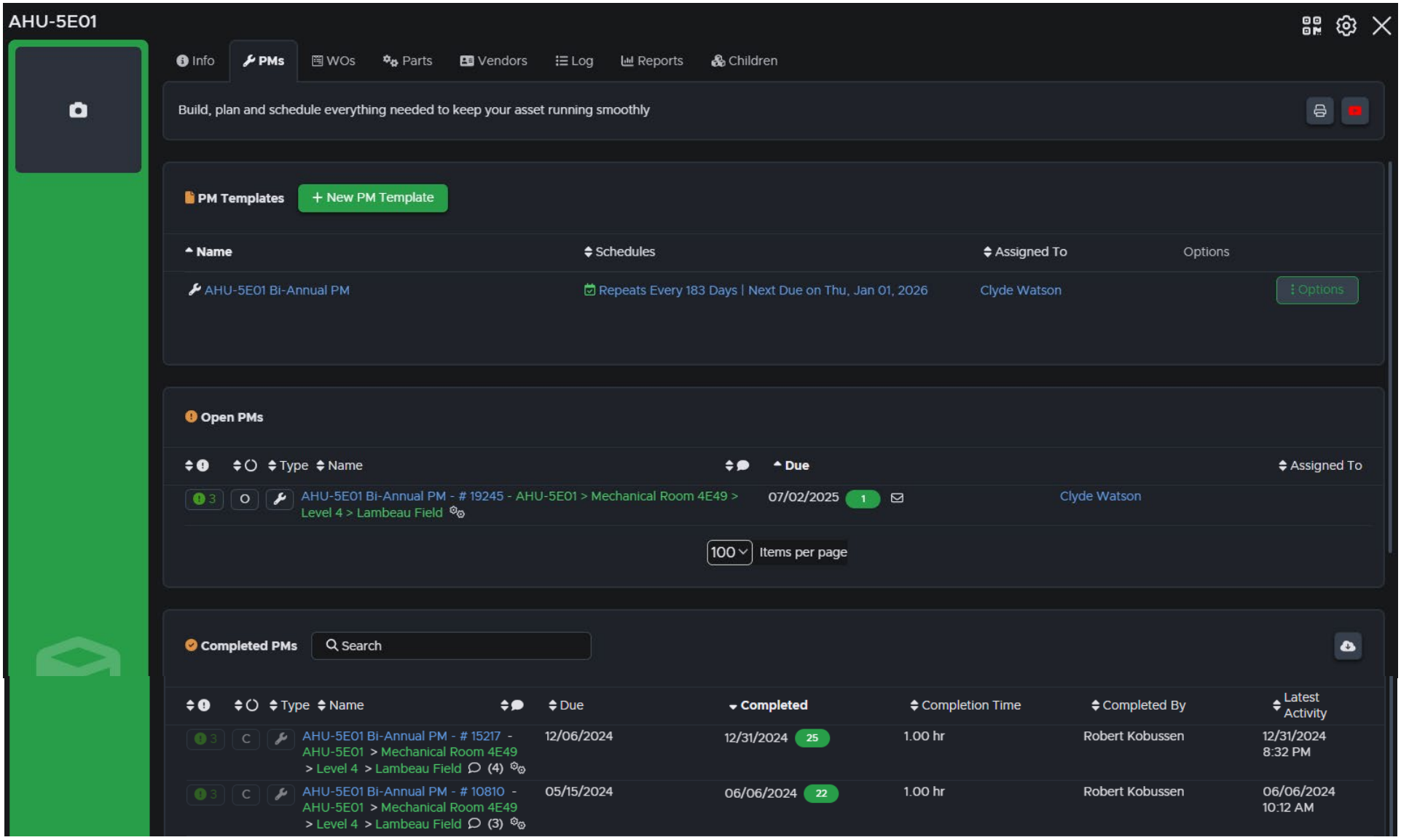
AHU-5E01
Info
PMs
WOs
Parts
Vendors
Log
Reports
Children
Build, plan and schedule everything needed to keep your asset running smoothly
PM Templates
+ New PM Template
Name
Schedules
Assigned To
Options
AHU-5E01 Bi-Annual PM
Repeats Every 183 Days | Next Due on Thu, Jan 01, 2026
Clyde Watson
Options
Open PMs
Type
Name
Due
Assigned To
3
O
AHU-5E01 Bi-Annual PM - # 19245 - AHU-5E01 > Mechanical Room 4E49 > Level 4 > Lambeau Field
07/02/2025
1
Clyde Watson
100
Items per page
Completed PMs
Search
Type
Name
Due
Completed
Completion Time
Completed By
Latest Activity
3
C
AHU-5E01 Bi-Annual PM - # 15217 - AHU-5E01 > Mechanical Room 4E49 > Level 4 > Lambeau Field
(4)
12/06/2024
12/31/2024
25
1.00 hr
Robert Kobussen
12/31/2024 8:32 PM
3
C
AHU-5E01 Bi-Annual PM - # 10810 - AHU-5E01 > Mechanical Room 4E49 > Level 4 > Lambeau Field
(3)
05/15/2024
06/06/2024
22
1.00 hr
Robert Kobussen
06/06/2024 10:12 AM

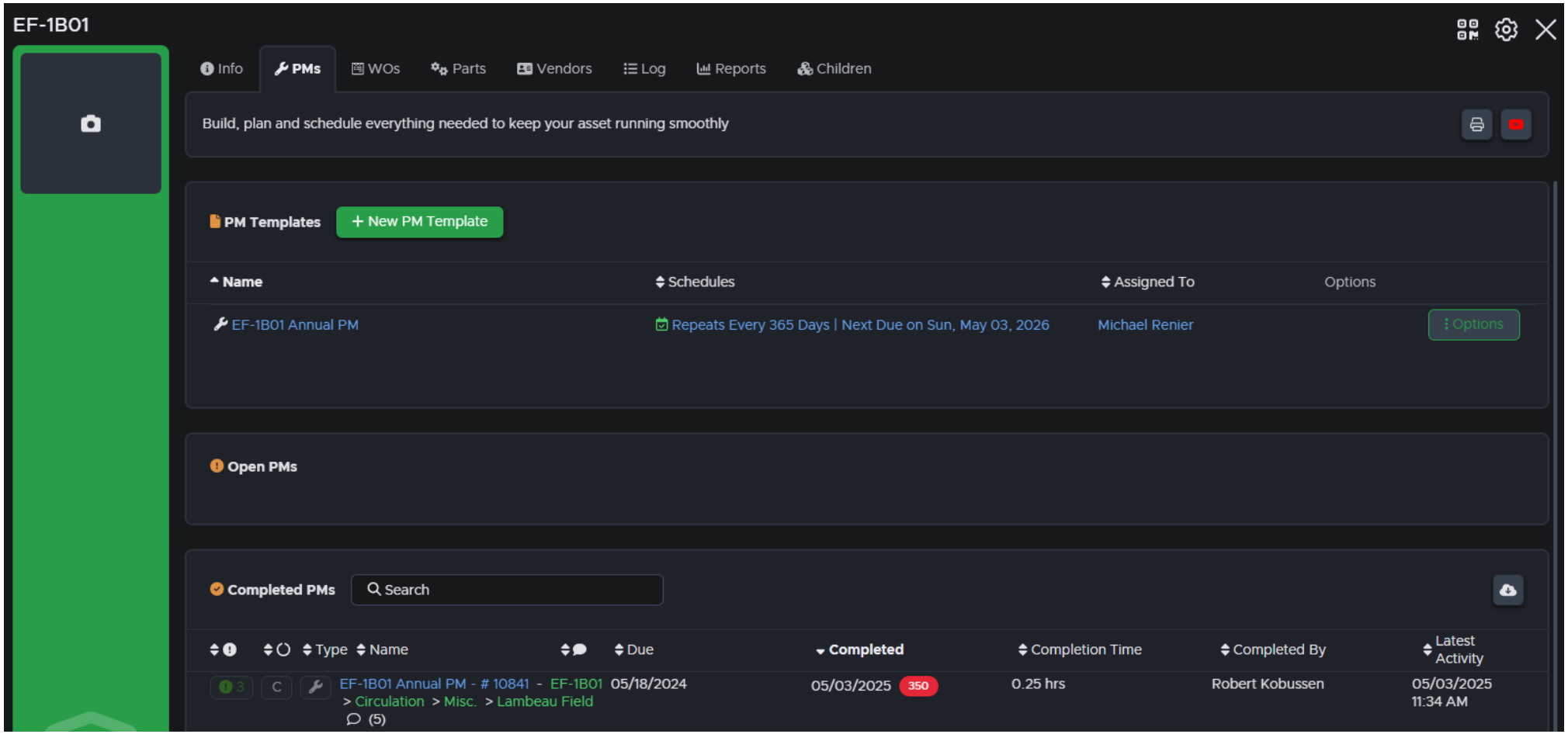
EF-1B01
Info
PMs
WOs
Parts
Vendors
Log
Reports
Children
Build, plan and schedule everything needed to keep your asset running smoothly
PM Templates
+ New PM Template
Name
Schedules
Assigned To
Options
EF-1B01 Annual PM
Repeats Every 365 Days | Next Due on Sun, May 03, 2026
Michael Renier
Options
Open PMs
Completed PMs
Search
Type
Name
Due
Completed
Completion Time
Completed By
Latest Activity
3
C
EF-1B01 Annual PM - # 10841 - EF-1B01 05/18/2024
> Circulation > Misc. > Lambeau Field
(5)
05/03/2025
350
0.25 hrs
Robert Kobussen
05/03/2025
11:34 AM

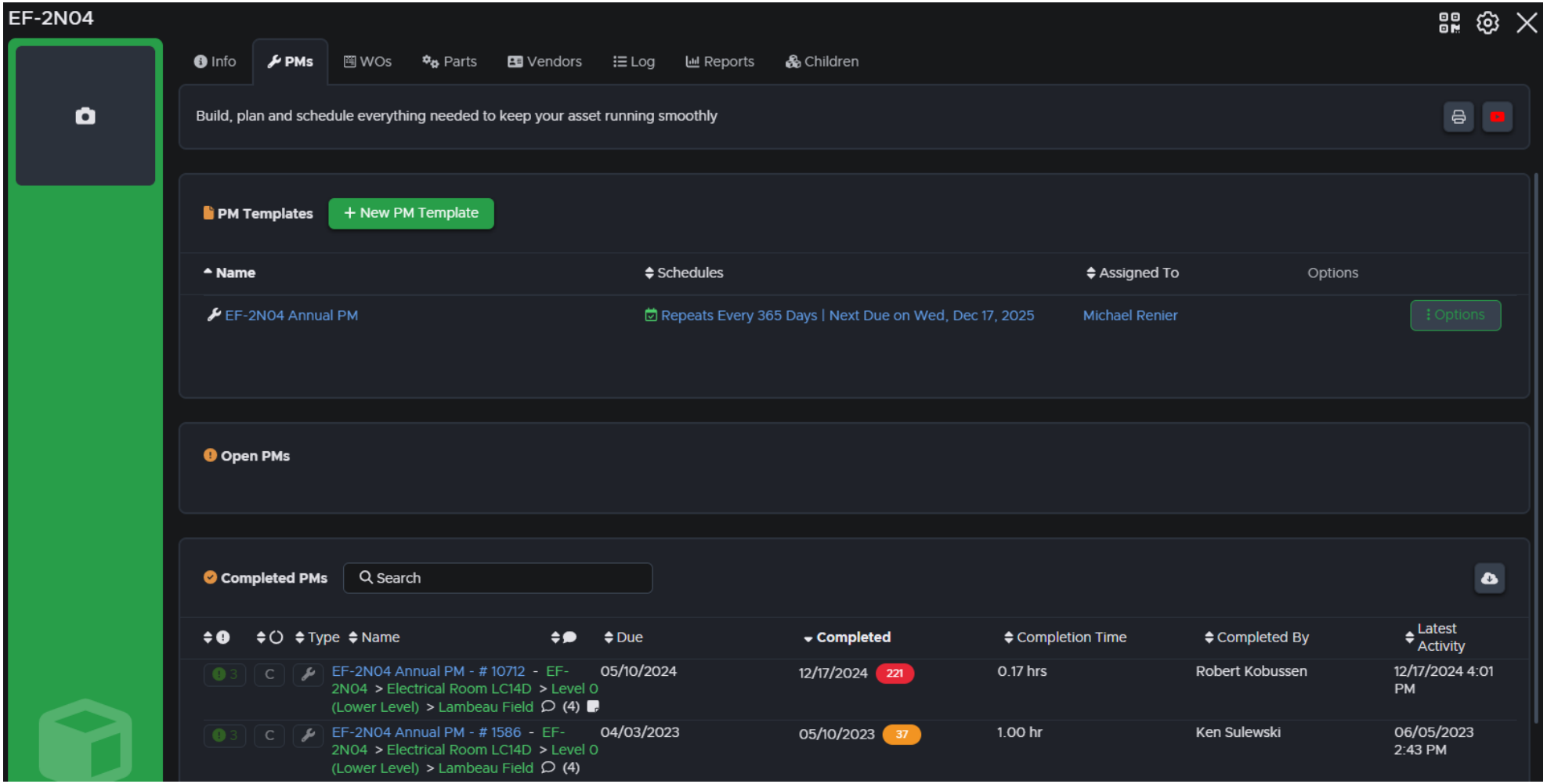
EF-2N04
Info
PMs
WOs
Parts
Vendors
Log
Reports
Children
Build, plan and schedule everything needed to keep your asset running smoothly
PM Templates
+ New PM Template
Name
Schedules
Assigned To
Options
EF-2N04 Annual PM
Repeats Every 365 Days | Next Due on Wed, Dec 17, 2025
Michael Renier
Options
Open PMs
Completed PMs
Search
Type
Name
Due
Completed
Completion Time
Completed By
Latest Activity
EF-2N04 Annual PM - # 10712 - EF-2N04 > Electrical Room LC14D > Level 0 (Lower Level) > Lambeau Field (4)
05/10/2024
12/17/2024
221
0.17 hrs
Robert Kobussen
12/17/2024 4:01 PM
EF-2N04 Annual PM - # 1586 - EF-2N04 > Electrical Room LC14D > Level 0 (Lower Level) > Lambeau Field (4)
04/03/2023
05/10/2023
37
1.00 hr
Ken Sulewski
06/05/2023 2:43 PM

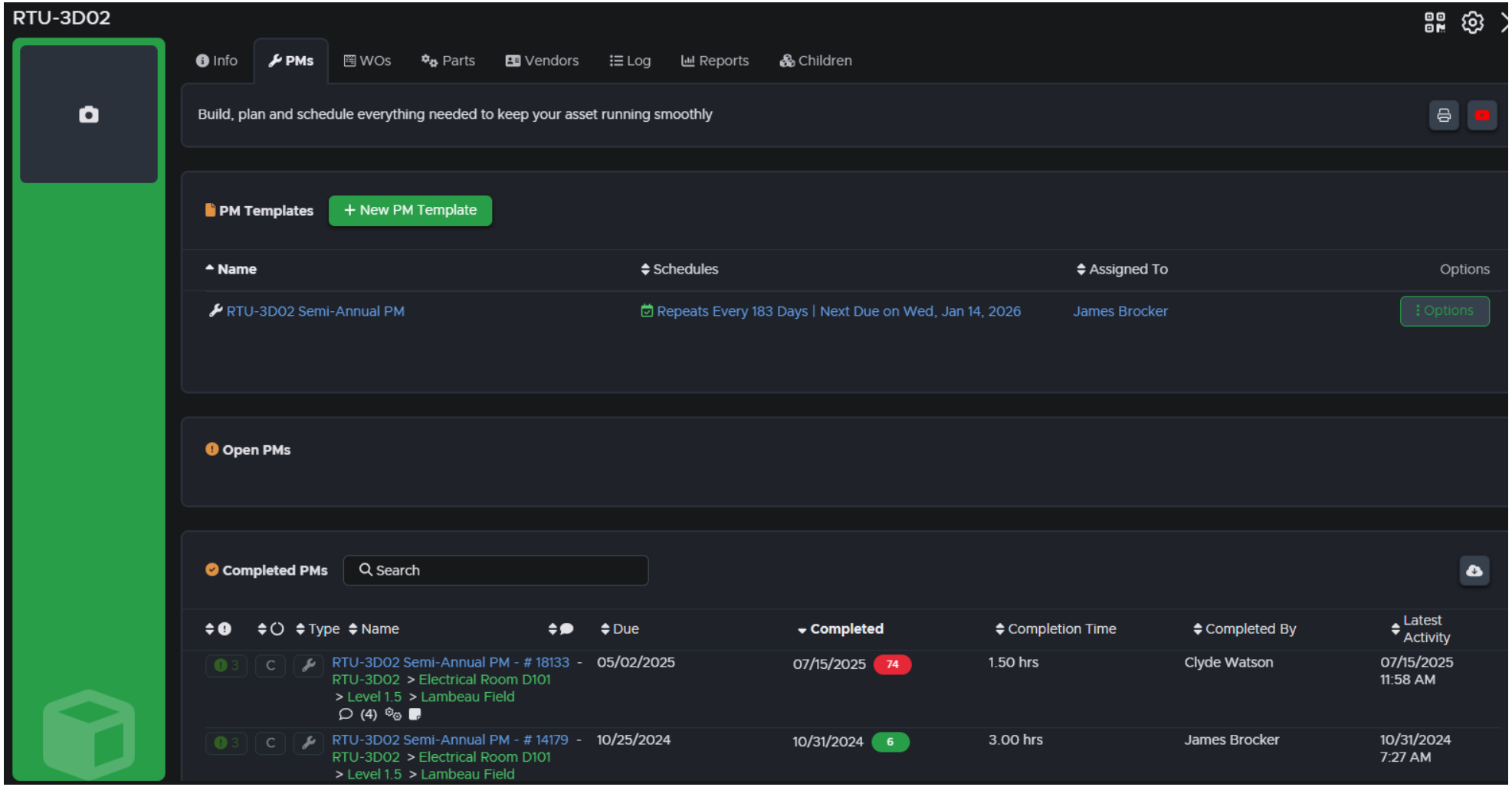
RTU-3D02
Info
PMs
WOs
Parts
Vendors
Log
Reports
Children
Build, plan and schedule everything needed to keep your asset running smoothly
PM Templates
+ New PM Template
Name
Schedules
Assigned To
Options
RTU-3D02 Semi-Annual PM
Repeats Every 183 Days | Next Due on Wed, Jan 14, 2026
James Brocker
Options
Open PMs
Completed PMs
Search
Type
Name
Due
Completed
Completion Time
Completed By
Latest Activity
RTU-3D02 Semi-Annual PM - # 18133 - RTU-3D02 > Electrical Room D101 > Level 1.5 > Lambeau Field
05/02/2025
07/15/2025
74
1.50 hrs
Clyde Watson
07/15/2025 11:58 AM
RTU-3D02 Semi-Annual PM - # 14179 - RTU-3D02 > Electrical Room D101 > Level 1.5 > Lambeau Field
10/25/2024
10/31/2024
6
3.00 hrs
James Brocker
10/31/2024 7:27 AM

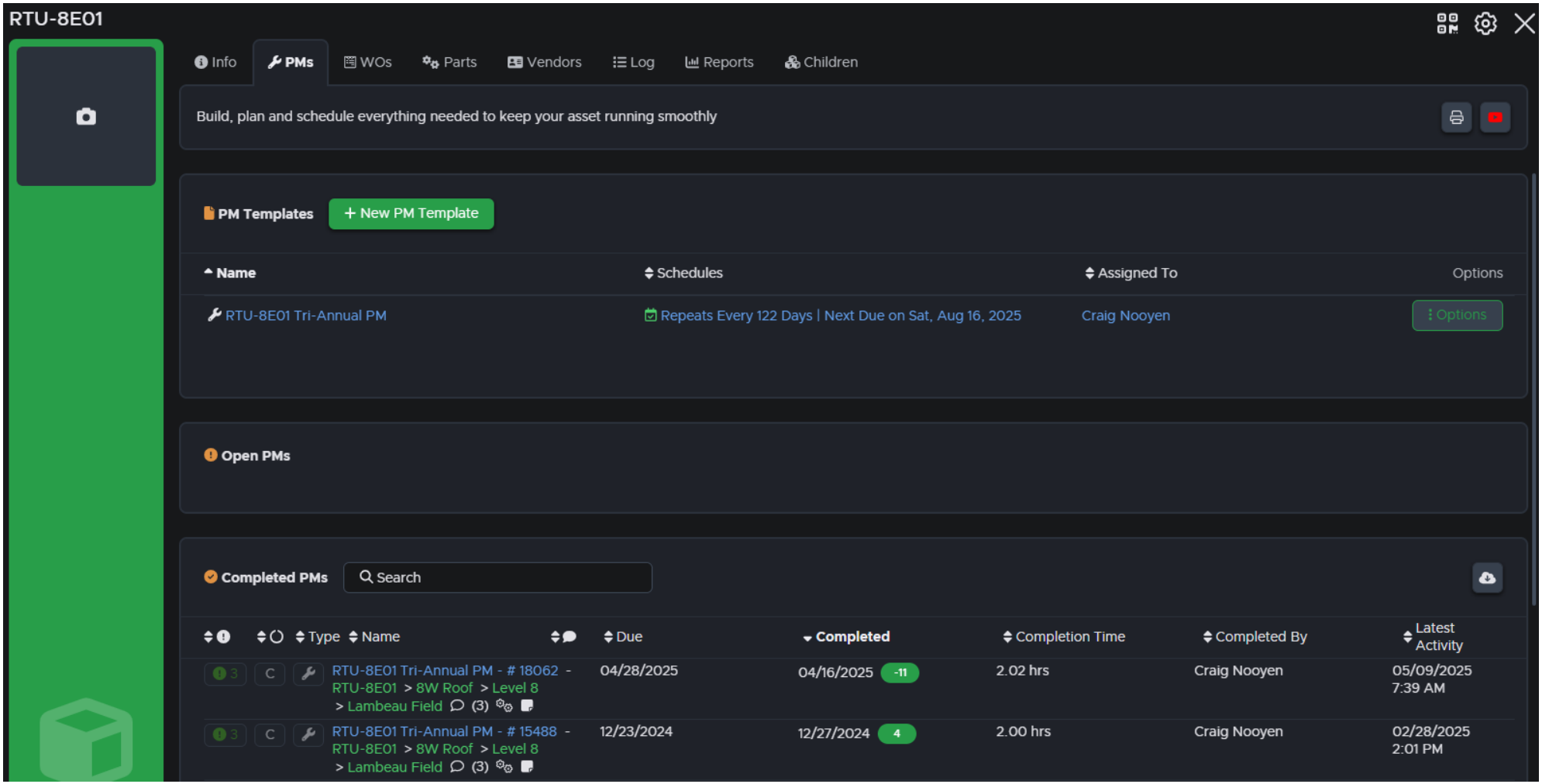
RTU-8E01
Info
PMs
WOs
Parts
Vendors
Log
Reports
Children
Build, plan and schedule everything needed to keep your asset running smoothly
PM Templates
+ New PM Template
Name
Schedules
Assigned To
Options
RTU-8E01 Tri-Annual PM
Repeats Every 122 Days | Next Due on Sat, Aug 16, 2025
Craig Nooyen
Options
Open PMs
Completed PMs
Search
Type
Name
Due
Completed
Completion Time
Completed By
Latest Activity
RTU-8E01 Tri-Annual PM - # 18062 - RTU-8E01 > 8W Roof > Level 8 > Lambeau Field (3)
04/28/2025
04/16/2025 -11
2.02 hrs
Craig Nooyen
05/09/2025 7:39 AM
RTU-8E01 Tri-Annual PM - # 15488 - RTU-8E01 > 8W Roof > Level 8 > Lambeau Field (3)
12/23/2024
12/27/2024 4
2.00 hrs
Craig Nooyen
02/28/2025 2:01 PM

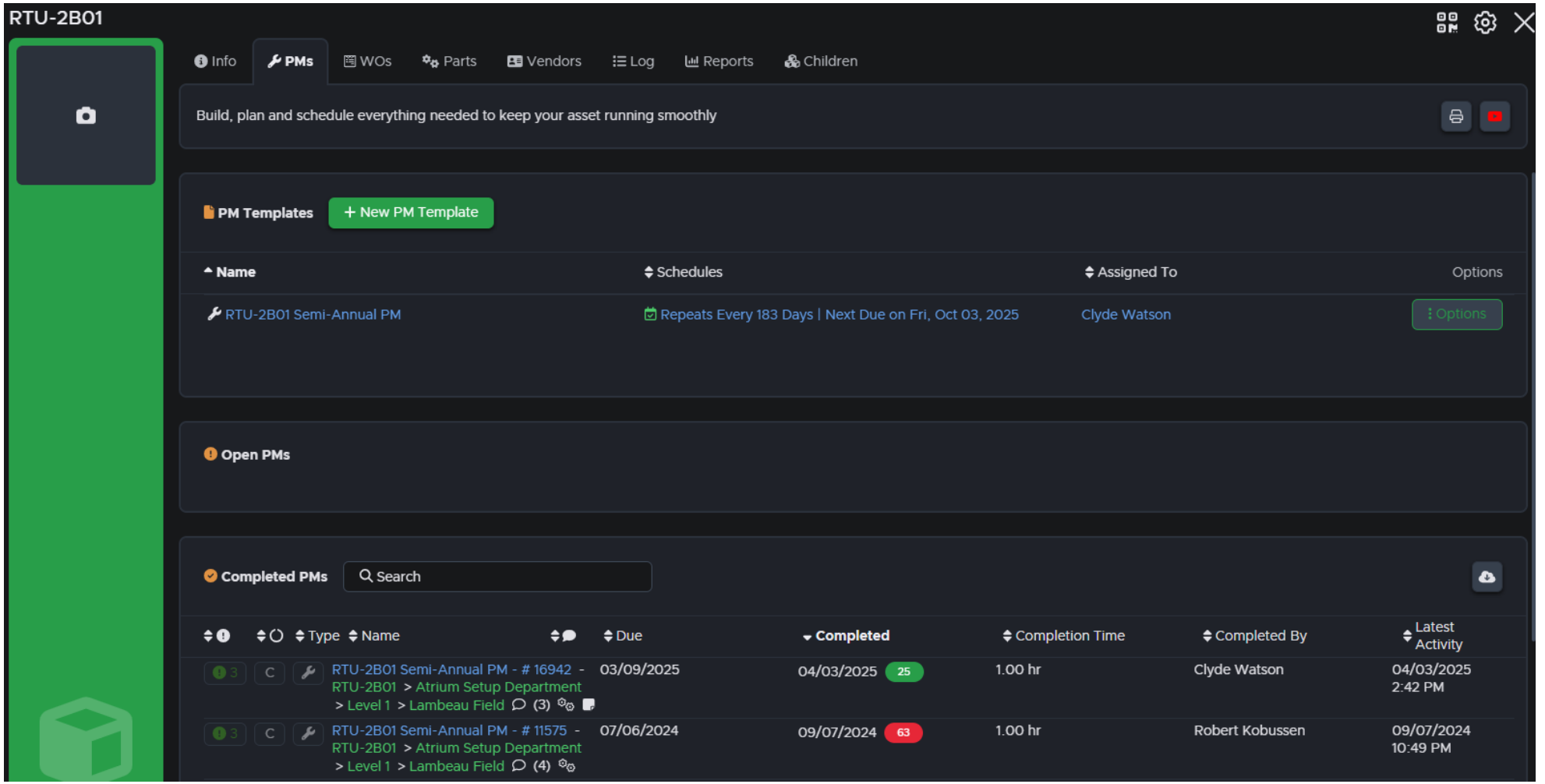
RTU-2B01
Info
PMs
WOs
Parts
Vendors
Log
Reports
Children
Build, plan and schedule everything needed to keep your asset running smoothly
PM Templates
+ New PM Template
Name
Schedules
Assigned To
Options
RTU-2B01 Semi-Annual PM
Repeats Every 183 Days | Next Due on Fri, Oct 03, 2025
Clyde Watson
Options
Open PMs
Completed PMs
Search
Type
Name
Due
Completed
Completion Time
Completed By
Latest Activity
RTU-2B01 Semi-Annual PM - # 16942 - RTU-2B01 > Atrium Setup Department > Level 1 > Lambeau Field (3)
03/09/2025
04/03/2025
25
1.00 hr
Clyde Watson
04/03/2025 2:42 PM
RTU-2B01 Semi-Annual PM - # 11575 - RTU-2B01 > Atrium Setup Department > Level 1 > Lambeau Field (4)
07/06/2024
09/07/2024
63
1.00 hr
Robert Kobussen
09/07/2024 10:49 PM

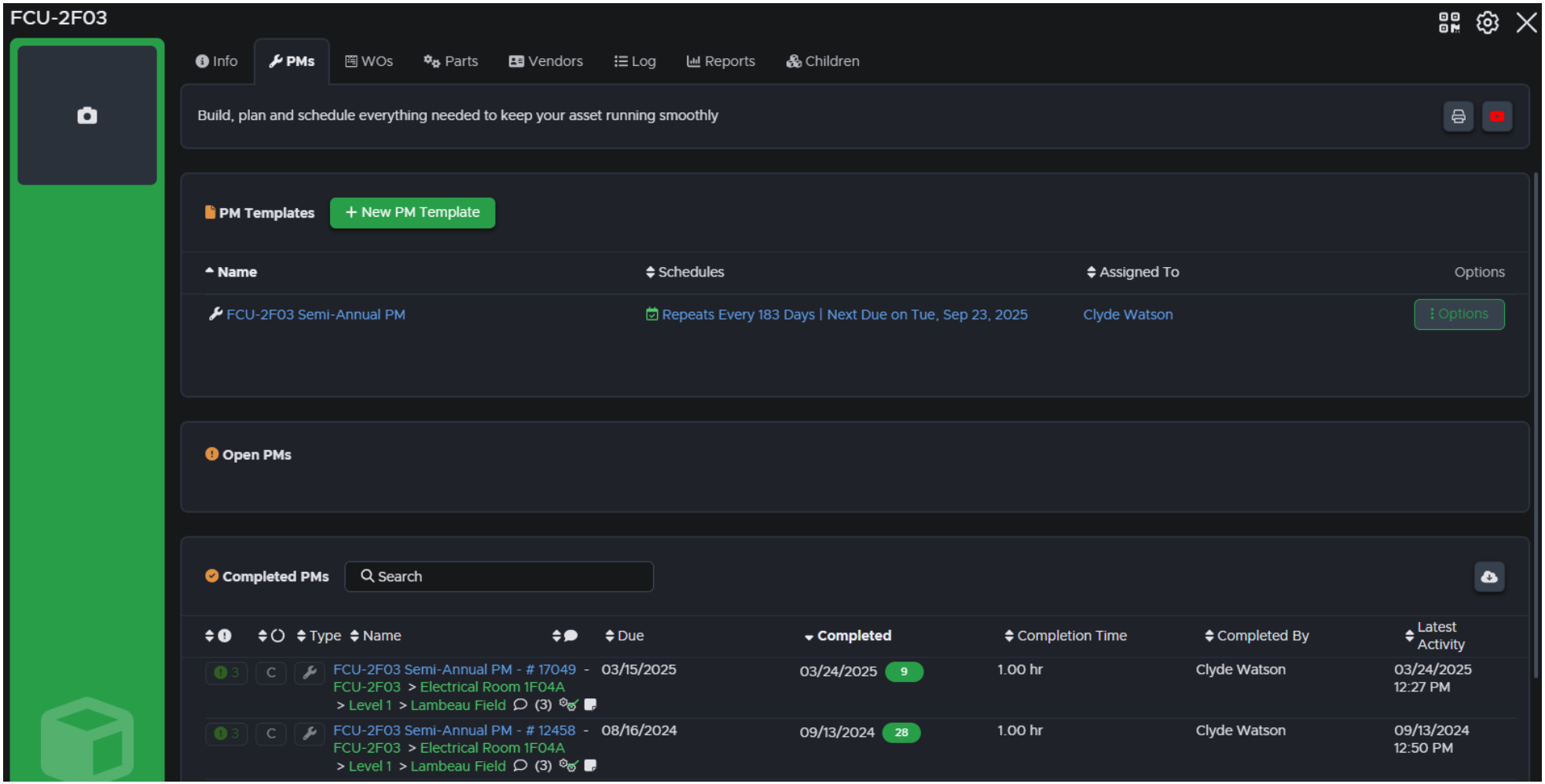
FCU-2F03
Info
PMs
WOs
Parts
Vendors
Log
Reports
Children
Build, plan and schedule everything needed to keep your asset running smoothly
PM Templates
+ New PM Template
Name
Schedules
Assigned To
Options
FCU-2F03 Semi-Annual PM
Repeats Every 183 Days | Next Due on Tue, Sep 23, 2025
Clyde Watson
Options
Open PMs
Completed PMs
Search
Type
Name
Due
Completed
Completion Time
Completed By
Latest Activity
FCU-2F03 Semi-Annual PM - # 17049 - FCU-2F03 > Electrical Room 1F04A > Level 1 > Lambeau Field (3)
03/15/2025
03/24/2025
9
1.00 hr
Clyde Watson
03/24/2025 12:27 PM
FCU-2F03 Semi-Annual PM - # 12458 - FCU-2F03 > Electrical Room 1F04A > Level 1 > Lambeau Field (3)
08/16/2024
09/13/2024
28
1.00 hr
Clyde Watson
09/13/2024 12:50 PM

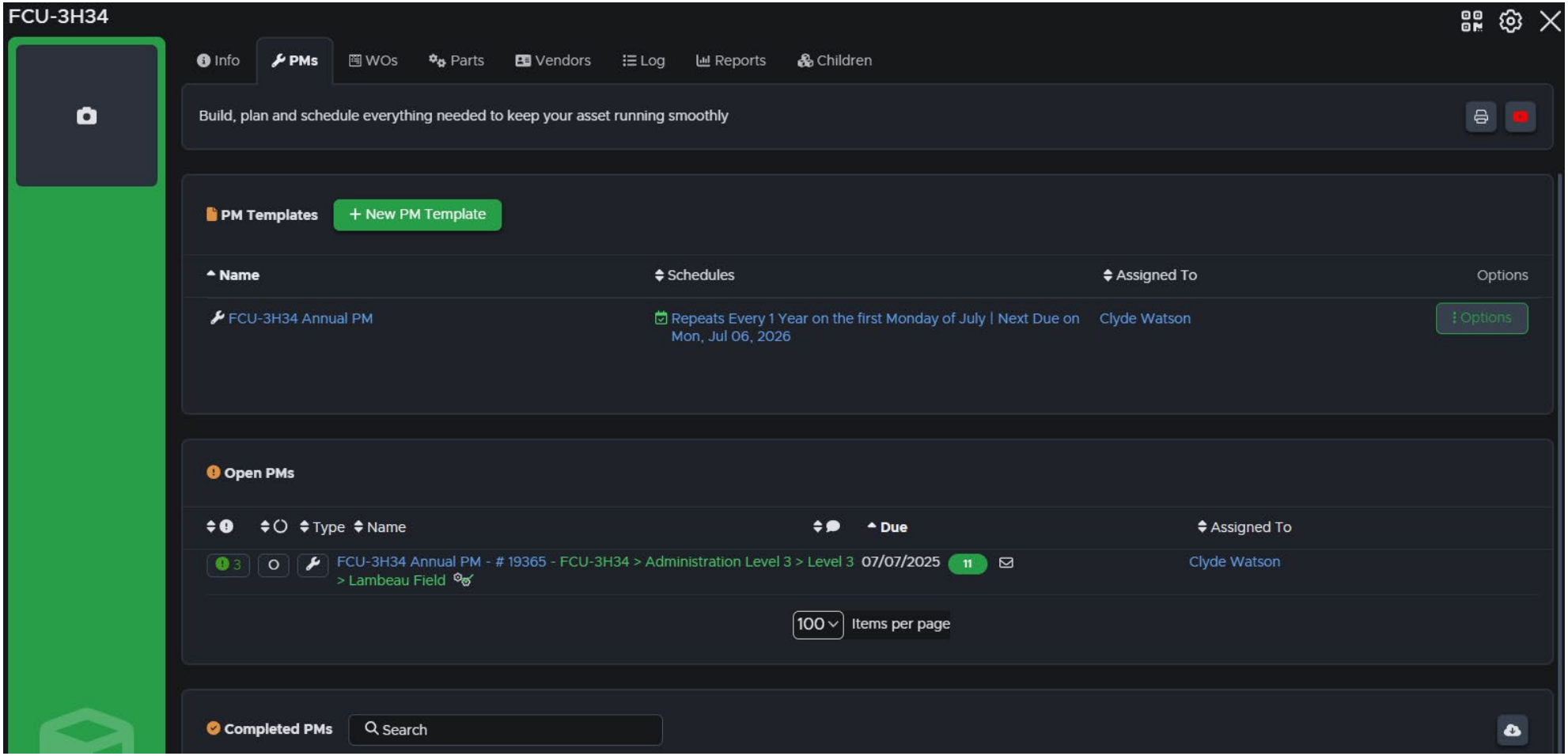
FCU-3H34
Info
PMs
WOs
Parts
Vendors
Log
Reports
Children
Build, plan and schedule everything needed to keep your asset running smoothly
PM Templates
+ New PM Template
Name
Schedules
Assigned To
Options
FCU-3H34 Annual PM
Repeats Every 1 Year on the first Monday of July | Next Due on Mon, Jul 06, 2026
Clyde Watson
Options
Open PMs
Type
Name
Due
Assigned To
3
FCU-3H34 Annual PM - # 19365 - FCU-3H34 > Administration Level 3 > Level 3 > Lambeau Field
07/07/2025
11
Clyde Watson
100
Items per page
Completed PMs
Search

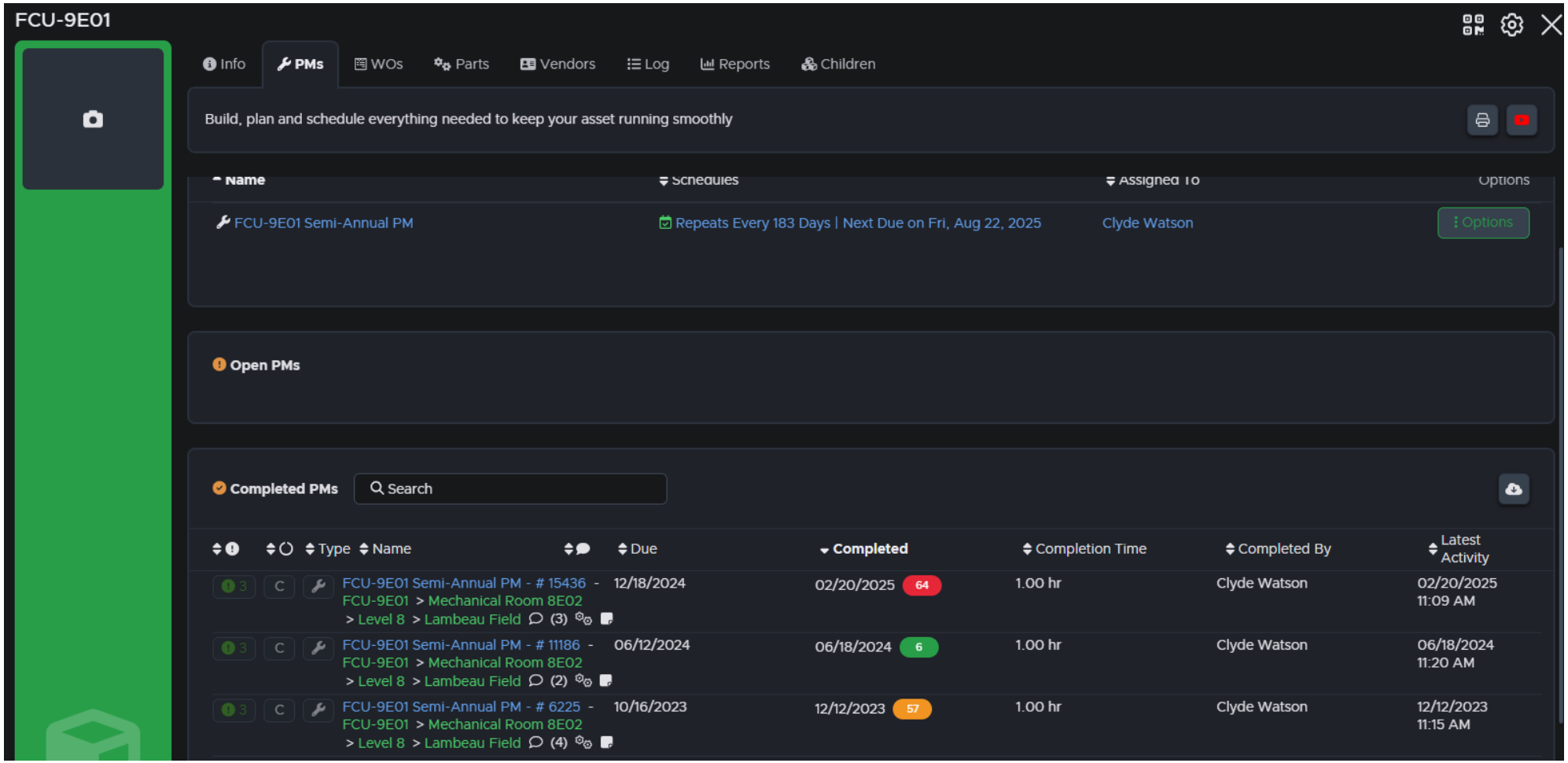
FCU-9E01
Info
PMs
WOs
Parts
Vendors
Log
Reports
Children
Build, plan and schedule everything needed to keep your asset running smoothly
Name
Schedules
Assigned To
Options
FCU-9E01 Semi-Annual PM
Repeats Every 183 Days | Next Due on Fri, Aug 22, 2025
Clyde Watson
Options
Open PMs
Completed PMs
Search
Type
Name
Due
Completed
Completion Time
Completed By
Latest Activity
FCU-9E01 Semi-Annual PM - # 15436 - FCU-9E01 > Mechanical Room 8E02 > Level 8 > Lambeau Field (3)
12/18/2024
02/20/2025
64
1.00 hr
Clyde Watson
02/20/2025 11:09 AM
FCU-9E01 Semi-Annual PM - # 11186 - FCU-9E01 > Mechanical Room 8E02 > Level 8 > Lambeau Field (2)
06/12/2024
06/18/2024
6
1.00 hr
Clyde Watson
06/18/2024 11:20 AM
FCU-9E01 Semi-Annual PM - # 6225 - FCU-9E01 > Mechanical Room 8E02 > Level 8 > Lambeau Field (4)
10/16/2023
12/12/2023
57
1.00 hr
Clyde Watson
12/12/2023 11:15 AM

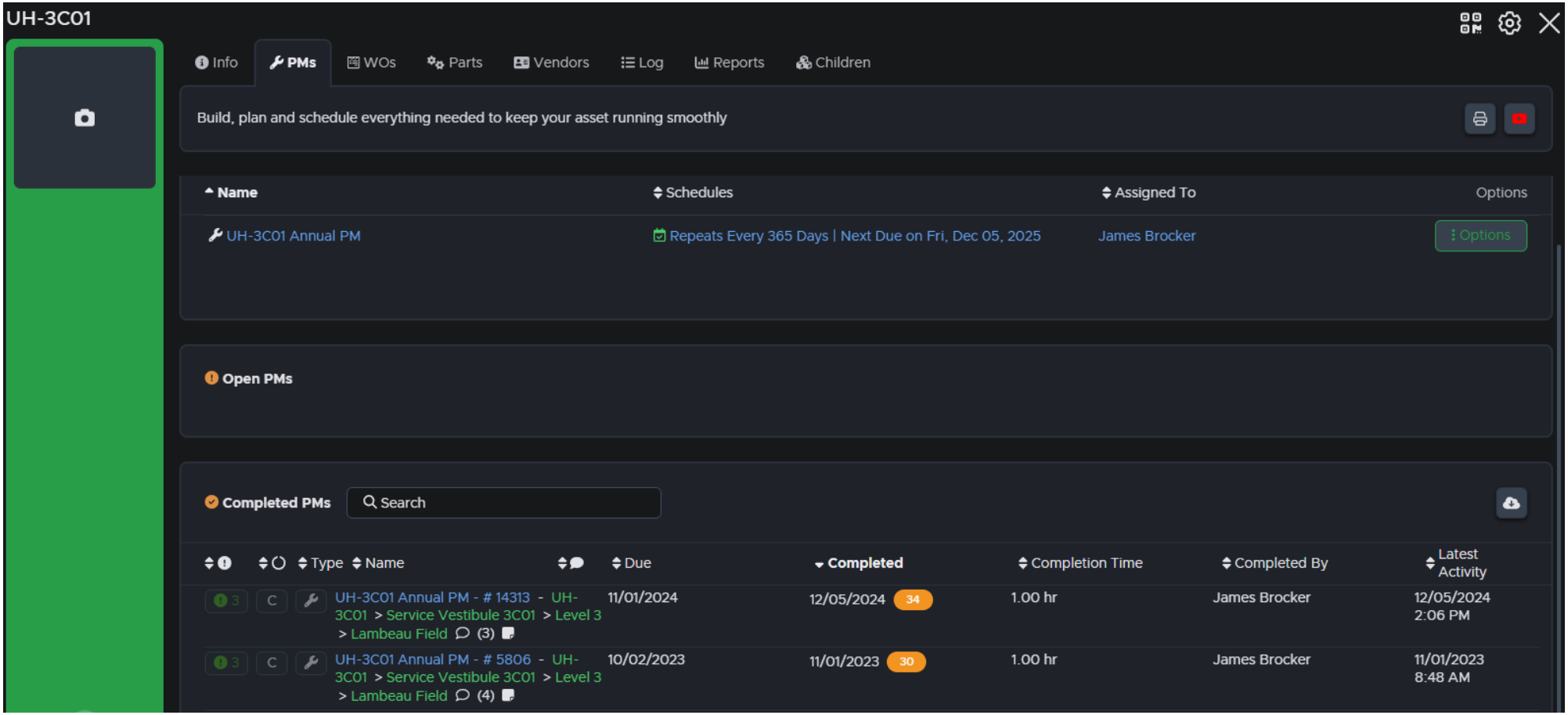
UH-3C01
Info
PMs
WOs
Parts
Vendors
Log
Reports
Children
Build, plan and schedule everything needed to keep your asset running smoothly
Name
Schedules
Assigned To
Options
UH-3C01 Annual PM
Repeats Every 365 Days | Next Due on Fri, Dec 05, 2025
James Brocker
Options
Open PMs
Completed PMs
Search
Type
Name
Due
Completed
Completion Time
Completed By
Latest Activity
UH-3C01 Annual PM - # 14313 - UH-3C01 > Service Vestibule 3C01 > Level 3 > Lambeau Field (3)
11/01/2024
12/05/2024
34
1.00 hr
James Brocker
12/05/2024 2:06 PM
UH-3C01 Annual PM - # 5806 - UH-3C01 > Service Vestibule 3C01 > Level 3 > Lambeau Field (4)
10/02/2023
11/01/2023
30
1.00 hr
James Brocker
11/01/2023 8:48 AM

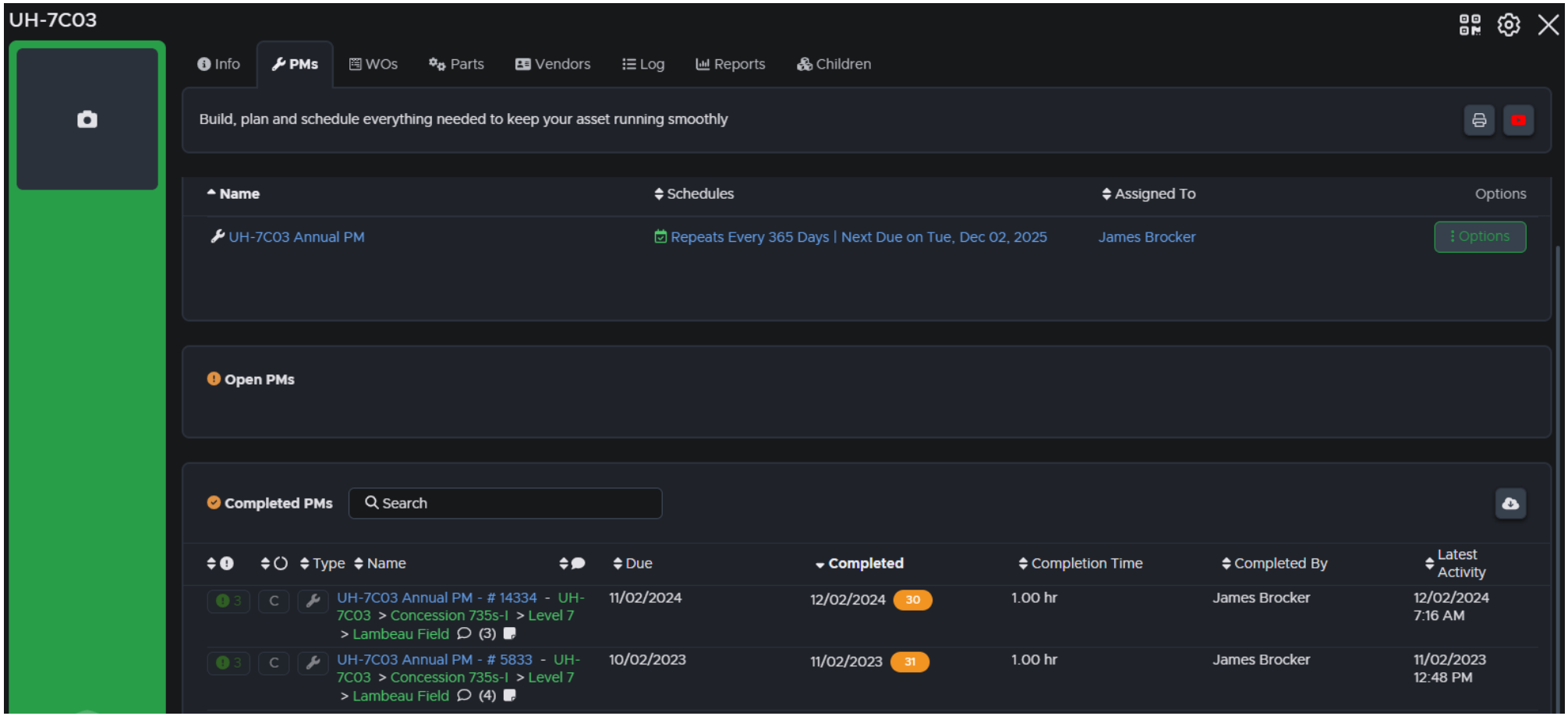
UH-7C03
Info
PMs
WOs
Parts
Vendors
Log
Reports
Children
Build, plan and schedule everything needed to keep your asset running smoothly
Name
Schedules
Assigned To
Options
UH-7C03 Annual PM
Repeats Every 365 Days | Next Due on Tue, Dec 02, 2025
James Brocker
Options
Open PMs
Completed PMs
Search
Type
Name
Due
Completed
Completion Time
Completed By
Latest Activity
UH-7C03 Annual PM - # 14334 - UH-7C03 > Concession 735s-I > Level 7 > Lambeau Field (3)
11/02/2024
12/02/2024
30
1.00 hr
James Brocker
12/02/2024 7:16 AM
UH-7C03 Annual PM - # 5833 - UH-7C03 > Concession 735s-I > Level 7 > Lambeau Field (4)
10/02/2023
11/02/2023
31
1.00 hr
James Brocker
11/02/2023 12:48 PM

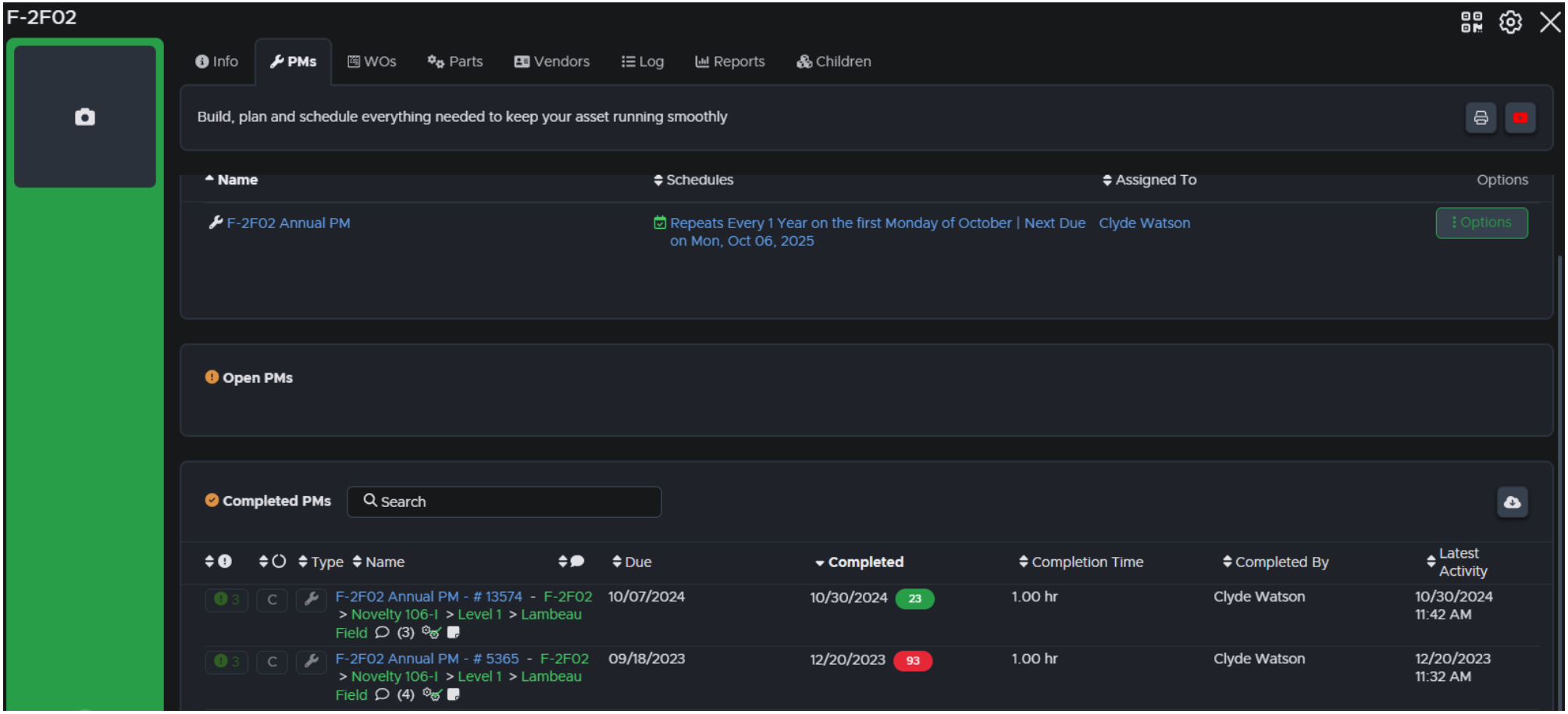
F-2F02
Info
PMs
WOs
Parts
Vendors
Log
Reports
Children
Build, plan and schedule everything needed to keep your asset running smoothly
Name
Schedules
Assigned To
Options
F-2F02 Annual PM
Repeats Every 1 Year on the first Monday of October | Next Due on Mon, Oct 06, 2025
Clyde Watson
Options
Open PMs
Completed PMs
Search
Type
Name
Due
Completed
Completion Time
Completed By
Latest Activity
F-2F02 Annual PM - # 13574 - F-2F02 > Novelty 106-I > Level 1 > Lambeau Field (3)
10/07/2024
10/30/2024
23
1.00 hr
Clyde Watson
10/30/2024 11:42 AM
F-2F02 Annual PM - # 5365 - F-2F02 > Novelty 106-I > Level 1 > Lambeau Field (4)
09/18/2023
12/20/2023
93
1.00 hr
Clyde Watson
12/20/2023 11:32 AM

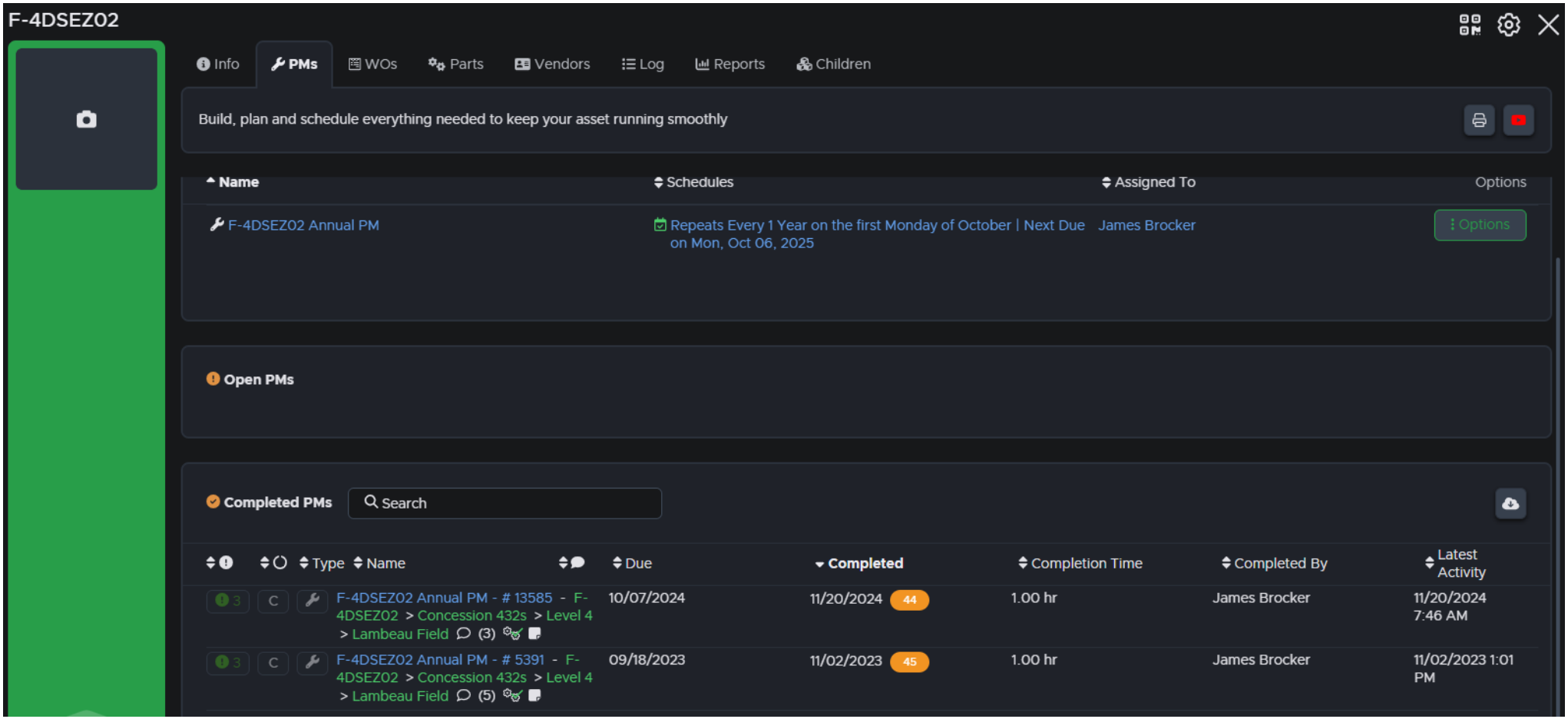
F-4DSEZ02
Info
PMs
WOs
Parts
Vendors
Log
Reports
Children
Build, plan and schedule everything needed to keep your asset running smoothly
Name
Schedules
Assigned To
Options
F-4DSEZ02 Annual PM
Repeats Every 1 Year on the first Monday of October | Next Due on Mon, Oct 06, 2025
James Brocker
Options
Open PMs
Completed PMs
Search
Type
Name
Due
Completed
Completion Time
Completed By
Latest Activity
3
C
F-4DSEZ02 Annual PM - # 13585 - F-4DSEZ02 > Concession 432s > Level 4 > Lambeau Field (3)
10/07/2024
11/20/2024
44
1.00 hr
James Brocker
11/20/2024 7:46 AM
3
C
F-4DSEZ02 Annual PM - # 5391 - F-4DSEZ02 > Concession 432s > Level 4 > Lambeau Field (5)
09/18/2023
11/02/2023
45
1.00 hr
James Brocker
11/02/2023 1:01 PM

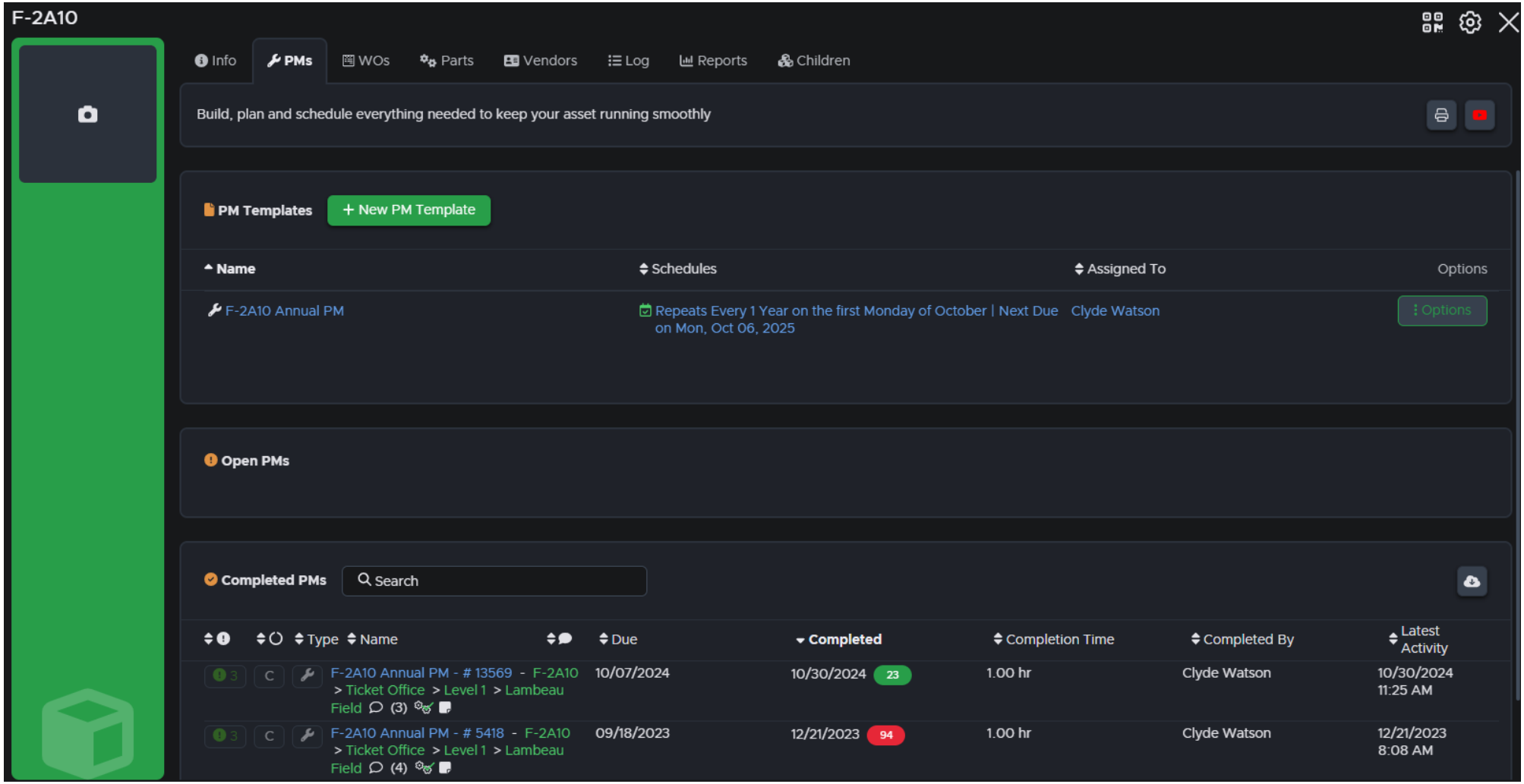
F-2A10
Info
PMs
WOs
Parts
Vendors
Log
Reports
Children
Build, plan and schedule everything needed to keep your asset running smoothly
PM Templates
+ New PM Template
Name
Schedules
Assigned To
Options
F-2A10 Annual PM
Repeats Every 1 Year on the first Monday of October | Next Due on Mon, Oct 06, 2025
Clyde Watson
Options
Open PMs
Completed PMs
Search
Type
Name
Due
Completed
Completion Time
Completed By
Latest Activity
F-2A10 Annual PM - # 13569 - F-2A10 > Ticket Office > Level 1 > Lambeau Field (3)
10/07/2024
10/30/2024 23
1.00 hr
Clyde Watson
10/30/2024 11:25 AM
F-2A10 Annual PM - # 5418 - F-2A10 > Ticket Office > Level 1 > Lambeau Field (4)
09/18/2023
12/21/2023 94
1.00 hr
Clyde Watson
12/21/2023 8:08 AM

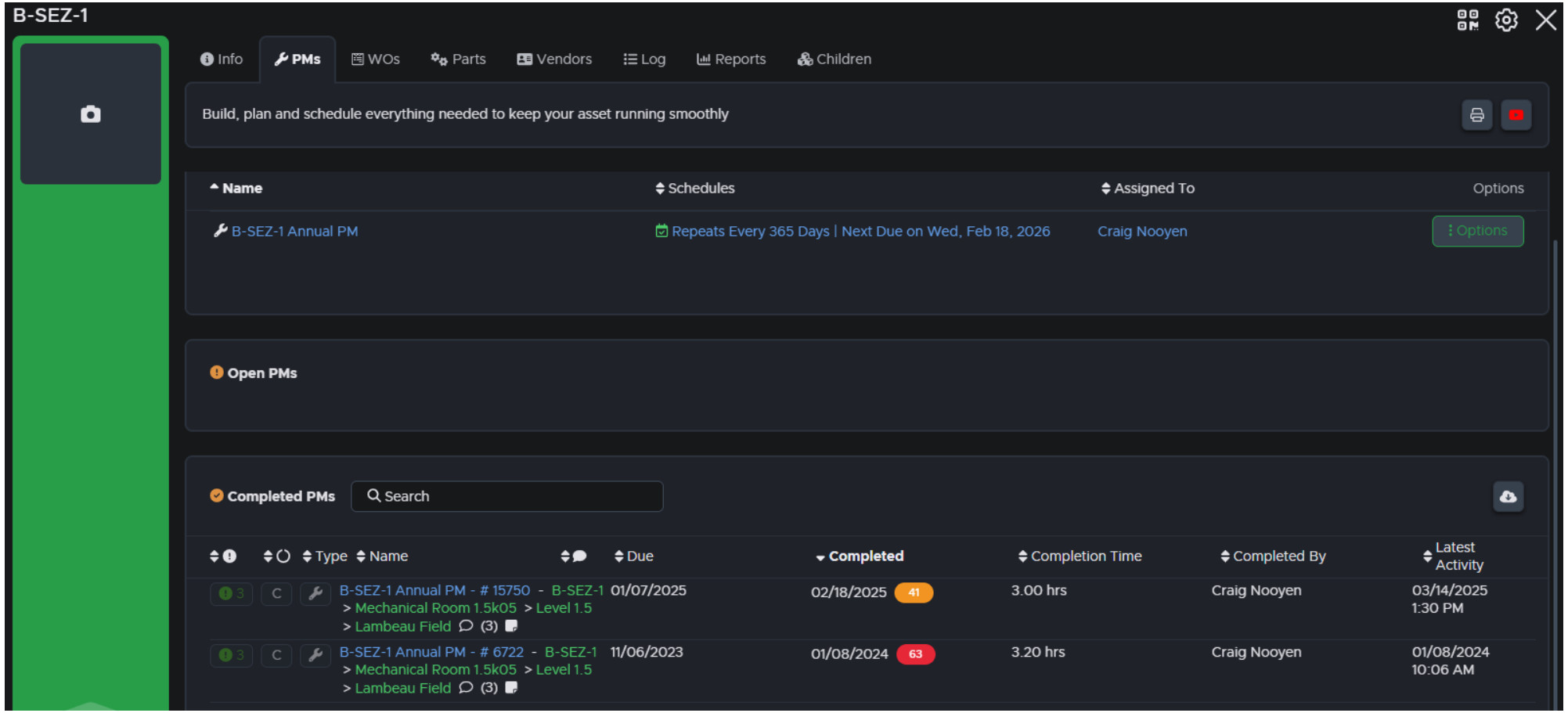
B-SEZ-1
Info
PMs
WOs
Parts
Vendors
Log
Reports
Children
Build, plan and schedule everything needed to keep your asset running smoothly
Name
Schedules
Assigned To
Options
B-SEZ-1 Annual PM
Repeats Every 365 Days | Next Due on Wed, Feb 18, 2026
Craig Nooyen
Options
Open PMs
Completed PMs
Search
Type
Name
Due
Completed
Completion Time
Completed By
Latest Activity
B-SEZ-1 Annual PM - # 15750 - B-SEZ-1 > Mechanical Room 1.5k05 > Level 1.5 > Lambeau Field (3)
01/07/2025
02/18/2025
41
3.00 hrs
Craig Nooyen
03/14/2025 1:30 PM
B-SEZ-1 Annual PM - # 6722 - B-SEZ-1 > Mechanical Room 1.5k05 > Level 1.5 > Lambeau Field (3)
11/06/2023
01/08/2024
63
3.20 hrs
Craig Nooyen
01/08/2024 10:06 AM

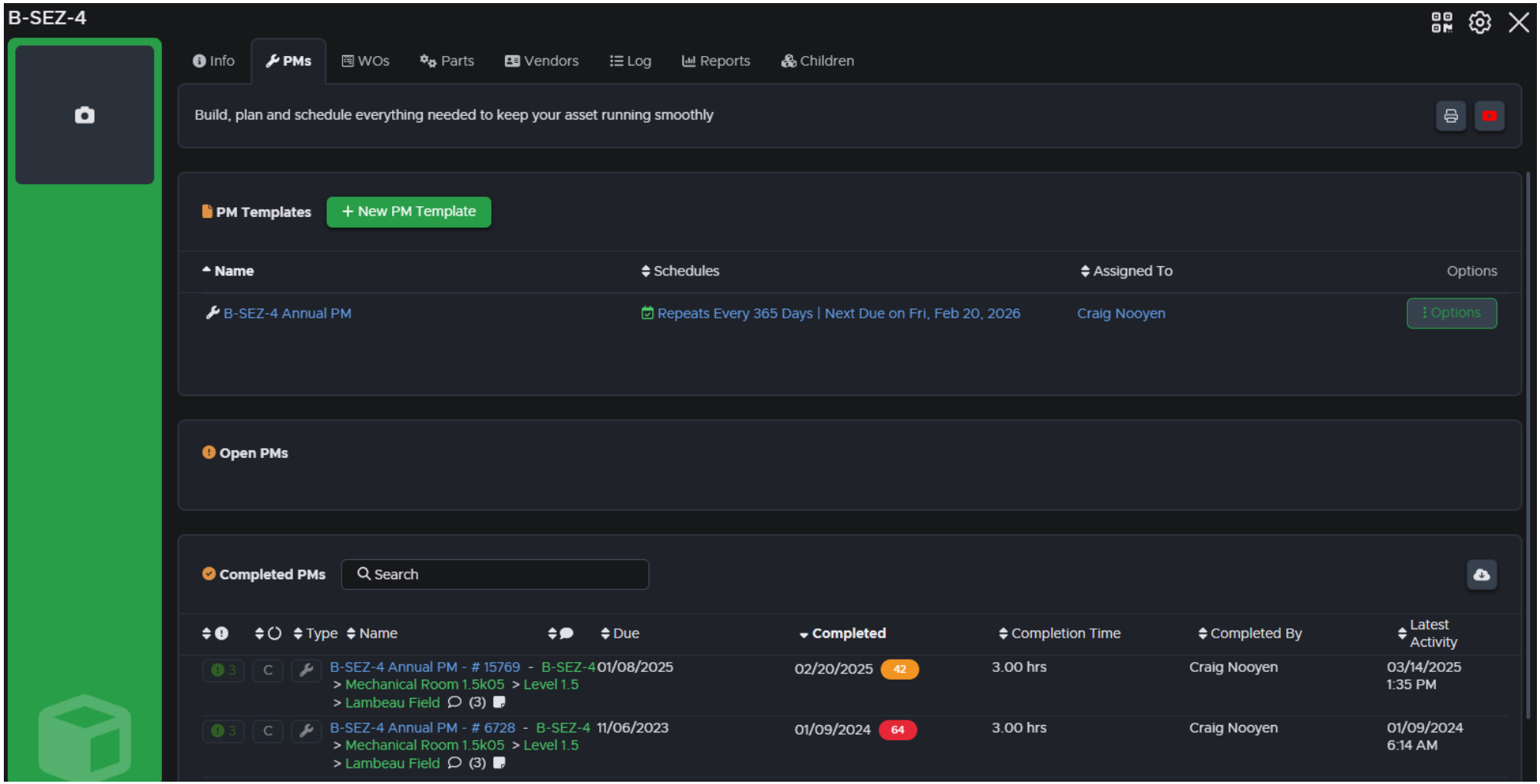
B-SEZ-4
Info
PMs
WOs
Parts
Vendors
Log
Reports
Children
Build, plan and schedule everything needed to keep your asset running smoothly
PM Templates
+ New PM Template
Name
Schedules
Assigned To
Options
B-SEZ-4 Annual PM
Repeats Every 365 Days | Next Due on Fri, Feb 20, 2026
Craig Nooyen
Options
Open PMs
Completed PMs
Search
Type
Name
Due
Completed
Completion Time
Completed By
Latest Activity
B-SEZ-4 Annual PM - # 15769 - B-SEZ-4 01/08/2025
> Mechanical Room 1.5k05 > Level 1.5
> Lambeau Field (3)
02/20/2025 42
3.00 hrs
Craig Nooyen
03/14/2025 1:35 PM
B-SEZ-4 Annual PM - # 6728 - B-SEZ-4 11/06/2023
> Mechanical Room 1.5k05 > Level 1.5
> Lambeau Field (3)
01/09/2024 64
3.00 hrs
Craig Nooyen
01/09/2024 6:14 AM

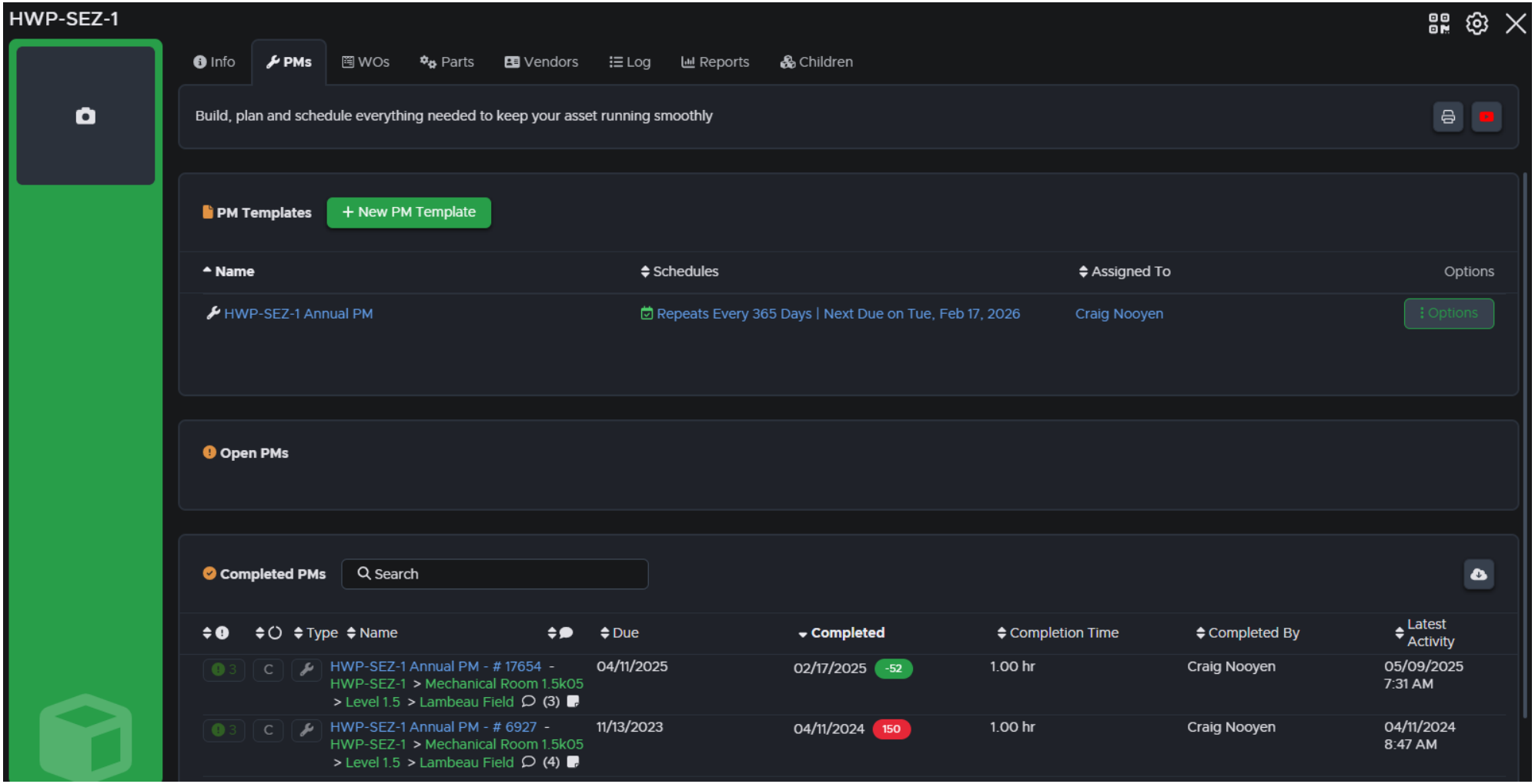
HWP-SEZ-1
Info
PMs
WOs
Parts
Vendors
Log
Reports
Children
Build, plan and schedule everything needed to keep your asset running smoothly
PM Templates
+ New PM Template
Name
Schedules
Assigned To
Options
HWP-SEZ-1 Annual PM
Repeats Every 365 Days | Next Due on Tue, Feb 17, 2026
Craig Nooyen
Options
Open PMs
Completed PMs
Search
Type
Name
Due
Completed
Completion Time
Completed By
Latest Activity
HWP-SEZ-1 Annual PM - # 17654 - HWP-SEZ-1 > Mechanical Room 1.5k05 > Level 1.5 > Lambeau Field (3)
04/11/2025
02/17/2025 -52
1.00 hr
Craig Nooyen
05/09/2025 7:31 AM
HWP-SEZ-1 Annual PM - # 6927 - HWP-SEZ-1 > Mechanical Room 1.5k05 > Level 1.5 > Lambeau Field (4)
11/13/2023
04/11/2024 150
1.00 hr
Craig Nooyen
04/11/2024 8:47 AM

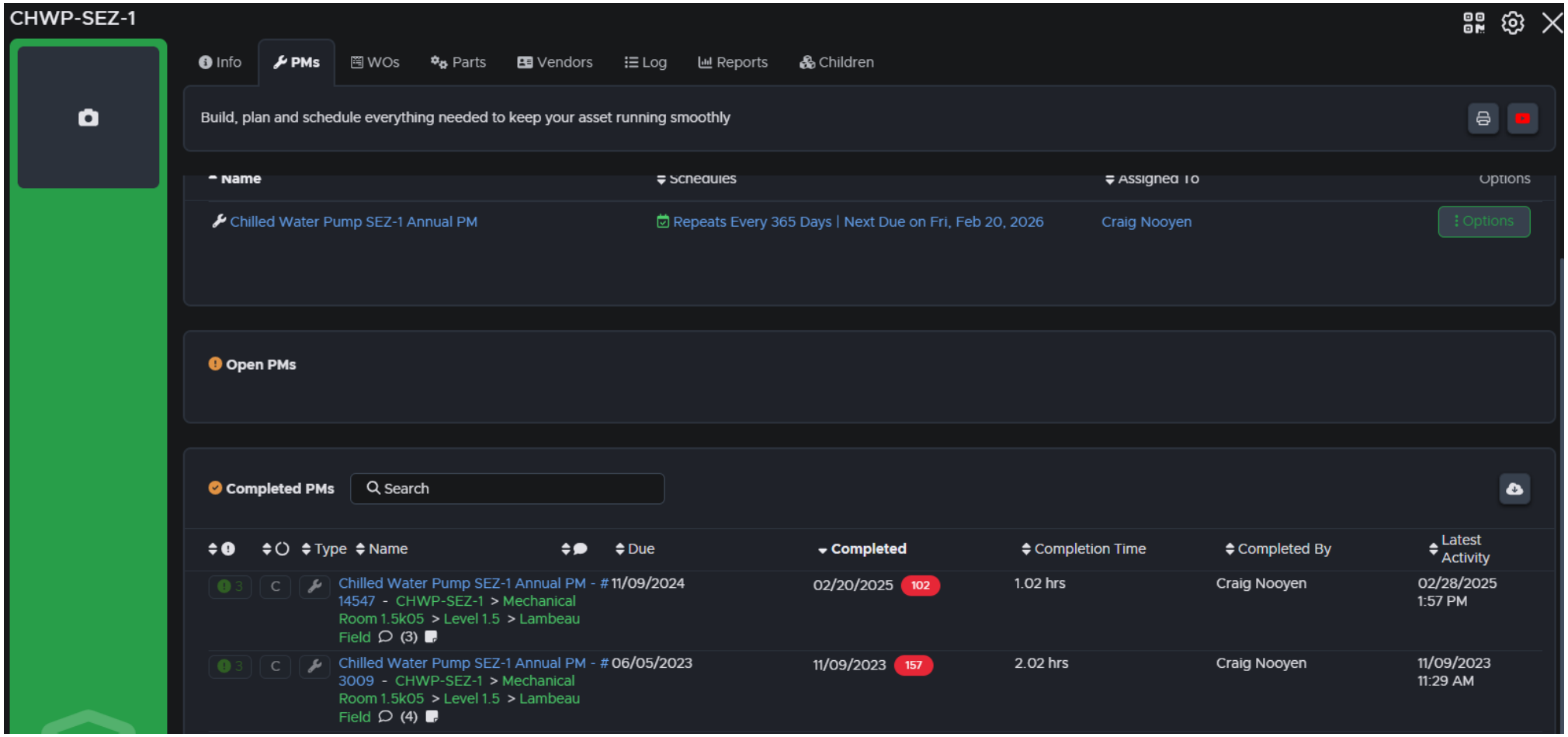
CHWP-SEZ-1
Info
PMs
WOs
Parts
Vendors
Log
Reports
Children
Build, plan and schedule everything needed to keep your asset running smoothly
Name
Schedules
Assigned To
Options
Chilled Water Pump SEZ-1 Annual PM
Repeats Every 365 Days | Next Due on Fri, Feb 20, 2026
Craig Nooyen
Options
Open PMs
Completed PMs
Search
Type
Name
Due
Completed
Completion Time
Completed By
Latest Activity
Chilled Water Pump SEZ-1 Annual PM - # 14547 - CHWP-SEZ-1 > Mechanical Room 1.5k05 > Level 1.5 > Lambeau Field (3)
11/09/2024
02/20/2025
102
1.02 hrs
Craig Nooyen
02/28/2025 1:57 PM
Chilled Water Pump SEZ-1 Annual PM - # 3009 - CHWP-SEZ-1 > Mechanical Room 1.5k05 > Level 1.5 > Lambeau Field (4)
06/05/2023
11/09/2023
157
2.02 hrs
Craig Nooyen
11/09/2023 11:29 AM

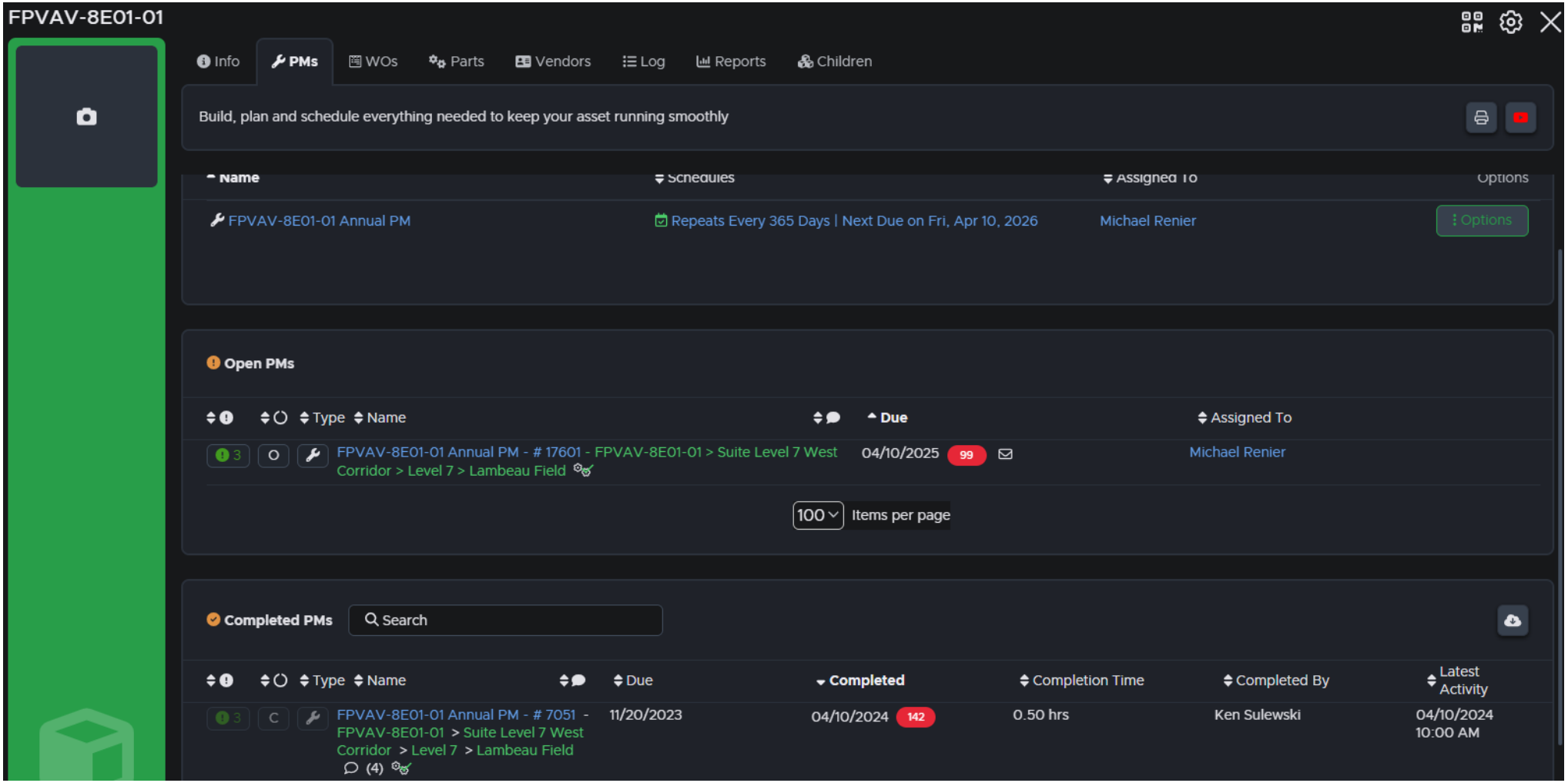
FPVAV-8E01-01
Info
PMs
WOs
Parts
Vendors
Log
Reports
Children
Build, plan and schedule everything needed to keep your asset running smoothly
Name
Schedules
Assigned To
Options
FPVAV-8E01-01 Annual PM
Repeats Every 365 Days | Next Due on Fri, Apr 10, 2026
Michael Renier
Options
Open PMs
Type
Name
Due
Assigned To
3
O
FPVAV-8E01-01 Annual PM - # 17601 - FPVAV-8E01-01 > Suite Level 7 West Corridor > Level 7 > Lambeau Field
04/10/2025
99
Michael Renier
100
Items per page
Completed PMs
Search
Type
Name
Due
Completed
Completion Time
Completed By
Latest Activity
3
C
FPVAV-8E01-01 Annual PM - # 7051 - FPVAV-8E01-01 > Suite Level 7 West Corridor > Level 7 > Lambeau Field
(4)
11/20/2023
04/10/2024
142
0.50 hrs
Ken Sulewski
04/10/2024 10:00 AM

Appendix G

Comparisons Between CMMS And Vendor Supplied Information

As discussed in Section 4, several systems were evaluated in detail to determine whether or not required preventative maintenance tasks were included in the CMMS and whether those maintenance tasks were performed. These evaluations are included in Appendix G.

COMPUTERIZED MAINTENANCE MANAGEMENT SYSTEM REPORTS

NQOD Circuit Breaker Panelboards - Maintenance Audit

O & M Manual Maintenance Procedures	Included in CMMS (yes/no)	Maintenance Performed
Inspect the panelboard once each year or after any severe short circuit.	YES	YES
Clean out panelboard if there is an accumulation of dust and dirt.	YES	YES
Visually check all conductors and connections to be certain that they are clean and secure.	YES	YES
Examine fuse clip contact pressure and contact means.	YES	YES
Check circuit breakers, switches and fuses to ensure they have the proper ampere, voltage, and interrupting ratings.	YES	YES
Operate each switch or circuit breaker several times to ensure that all mechanisms are free and in proper working order.	YES	YES
Check the integrity of all electrical and mechanical interlocks and padlocking mechanisms.	YES	YES
Adjust, clean, and lubricate or replace parts according to the manufacturer's instructions.	YES	YES
Clean and dress readily accessible copper electrical contacts, blades, and jaws according to the manufacture's instructions when inspection indicates the need.	YES	YES
Look for and replace deteriorated insulating material and assemblies where sealing compounds have melted.	YES	YES
Look for any moisture or signs of previous wetness or dripping inside the cabinet.	YES	YES

COMPUTERIZED MAINTENANCE MANAGEMENT SYSTEM REPORTS

Firestone Roofing System - Maintenance Audit

O & M Manual Maintenance Procedures	Included in CMMS (yes/no)	Maintenance Performed
Inspect building envelope twice yearly	YES	YES
Periodic inspection of Firestone roofing systems for Roof Traffic & Walkways, especially at all roof access points, around mechanical equipment, and other areas of traffic (more frequent than once a month).	YES	YES
Verify Firestone roofing system is free of discharges such as petroleum products, greases, oils and fats, acids, etc.	YES	YES
Verify that water does not pond on roofing system longer than 48 hours after it stops raining.	n/a*	YES
Inspect building envelope for damage after severe storms.	n/a*	YES
Inspect roofing system for outside moisture infiltration.	YES	YES
Check sheet metal on roofing system for weathertightness and re-anchor or recaulk as needed.	YES	YES
Check nailers and blocking for soundness, and replace or repair if necessary.	YES	YES
Check that roof drains and drain inserts are free of debris.	YES	YES
Inspect sealants in the roofing system for cracking or shrinking and replace as necessary.	YES	YES
Verify the integrity of roof insulation and insulation attachments.	YES	YES

* - Maintenance item to inspect roof is contingent on a storm event and not listed in the CMMS as it is not something that can be scheduled. The Packers do inspect roofs after storm events.

COMPUTERIZED MAINTENANCE MANAGEMENT SYSTEM REPORTS

Flygt Series 3102 Pumps - Maintenance Audit

O & M Manual Maintenance Procedures	Included in CMMS (yes/no)	Maintenance Performed
Pump should be inspected once a year.	NO*	YES
Pump should have a major overhaul in a service shop at least every third year.	NO*	YES

* - City of Green Bay performs maintenance.

Bell & Gossett Circulating and Booster Pumps (DWCP & DWBP)- Maintenance Audit

O & M Manual Maintenance Procedures	Included in CMMS (yes/no)	Maintenance Performed
Inspect the pump regularly for leaking seals, worn gaskets, and loose or damaged components. Replace or repair as required.	YES	YES
Series 1510 pump requires regreasing after every 2500 hours of operation or every 6 months whichever occurs first.	YES	YES
Lubricate motor per motor manufacturer's instructions	YES	YES

Bell & Gossett In-line Mounted Centrifugal Pumps - Maintenance Audit

O & M Manual Maintenance Procedures	Included in CMMS (yes/no)	Maintenance Performed
Inspect the pump regularly for leaking seals, worn gaskets, and loose or damaged components. Replace or repair as required.	YES	YES
Lubricate motor per motor manufacturer's instructions	YES	YES

Weil Ejector and Sump Pumps - Maintenance Audit

O & M Manual Maintenance Procedures	Included in CMMS (yes/no)	Maintenance Performed
Pump should be inspected every 6 months	NO*	YES
Clean any adhering particles and debris from the pump, suction strainer, wet well and the basin.	NO*	YES
Check the motor housing and seal chamber on submersible sewage pumps for moisture.	NO*	YES

* The Green Bay Packers rely on the alarms on the pumps. Maintenance and repairs are made as necessary as Demand Maintenance.

COMPUTERIZED MAINTENANCE MANAGEMENT SYSTEM REPORTS

Control System Sanitary Surge Tank for Submersible Pumps & Mixers

O & M Manual Maintenance Procedures	Included in CMMS (yes/no)	Maintenance Performed
Use a mild protective spray on the outer door gasket bi-monthly to assure watertight integrity.	NO*	YES
Verify all conduit openings are sealed to preclude intrusion of gases from the wet well.	NO*	YES
Tighten all electrical connections monthly to eliminate high resistance connections.	NO*	YES
Test Sensaphone SCADA 3000 (remote dial up) weekly for functionallity. Test the unit's ability to answer the phone and speak a message, verify the inputs are reading properly, verify the alarm conditions are OK, verify the electricity is on, verify the control programs are running, verify that the battery is at least 1.3V, verify the internal system paramaters are correct, and verify the modem is working.	NO*	YES

* - City of Green Bay performs maintenance.

COMPUTERIZED MAINTENANCE MANAGEMENT SYSTEM REPORTS

Steamist Steambath Generator - Maintenance Audit

O & M Manual Maintenance Procedures	Included in CMMS (yes/no)	Maintenance Performed
Boiler should be blown down on a daily basis to purge the vessel of mineral deposits and possible scaling. (Manual Blowdown only if not equipped with Automatic Blowdown)	NO*	YES
Check electrical connectors for tightness	YES	YES
Check for deposits and debris on the lower section of the McDonnel/ Miller 150 series Control and low water cut-off.	YES	YES
Check that the float is not coated with deposits and can move freely without sticking.	YES	YES
Check that the bottom pipes from the boiler opening to the float chamber are free of debris.	YES	YES
Remove flange-type element to clean any scale that might have built up on sheath of heating elements.	YES	YES

* - The Packers have determined that maintenance tasks required on a high frequency basis (daily, weekly, etc.) will not be entered in the CMMS. This decision was made to limit the amount of redundant paperwork for work orders. The Packers will apply this method to equipment on a case by case basis.

COMPUTERIZED MAINTENANCE MANAGEMENT SYSTEM REPORTS

SwimEx Aquatic Therapy, Sports & Conditioning Pool Model 702T - Maintenance Audit

O & M Manual Maintenance Procedures	Included in CMMS (yes/no)*	Maintenance Performed
Check/Test/Record water quality three times daily.	NO*	YES
Check/adjust water level daily.	NO*	YES
Check skimmer for any objects daily.	NO*	YES
Check water temperature daily, adjust heater thermostat if needed.	NO*	YES
Wipe down the water line with clean, wet rag daily.	NO*	YES
Bleed filter weekly.	NO*	YES
Check hair catcher for any objects weekly.	NO*	YES
Clean sides of SwimEx at the water line and side walls weekly.	NO*	YES
Check to make sure all electrical equipment is funtioning properly weekly (including ozonator, heater, etc.)	NO*	YES
Check filtration pressure monthly.	NO*	YES
Clean filter cartidges monthly. (Medium use)	NO*	YES
Check all electrical connections, all ground wire connections, and all circuit breakers for proper function.	NO*	YES
Replace filter cartridges annually. (Medium use)	YES	YES
Clean out the air vent holes on the filter pump motor annually.	YES	YES
Lubricate and grease paddlewheel shaft bearings using a waterproof lithium-based grease every 6 months. (Medium use)	YES	YES
Change paddlewheel motor gear box oil per manufacturer's instructions annually. (Medium use)	YES	YES
Lubricate the electric motor per manufacturer's instructions every 6 months. (Medium use)	YES	YES
Check all air tube lines to make sure they are securely attached to the air buttons and to the controller annually. Also, inspect for any crimps or obstructions in the air lines.	YES	YES

* - The Packers have determined that maintenance tasks required on a high frequency basis (daily, weekly, etc.) will not be entered in the CMMS. This decision was made to limit the amount of redundant paperwork for work orders. The Packers will apply this method to equipment on a case by case basis.

COMPUTERIZED MAINTENANCE MANAGEMENT SYSTEM REPORTS

Twirl Jet Spa - Maintenance Audit

O & M Manual Maintenance Procedures	Included in CMMS (yes/no)*	Maintenance Performed
Maintain daily records for water care as required by the Health Department.	NO*	YES
Use a stain and scale prevention once or twice weekly.	NO*	YES
Clean filter according to instructions based on pressure and flow rate.	NO*	YES
Clean Chemtrol Model 250 sensor monthly	NO*	YES
Clean Regenerative Spa Blower filter.	NO*	YES
Replace bearings on Regenerative Spa Blower after 15,000 - 20,000 hours.	YES	YES
Periodically clean Circuit Breaker & Ground Fault Circuit Interrupter by blowing out dust, etc.	YES	YES
Periodically inspect insulation on wires and verify conductors are clear of all moving parts.	NO*	YES
Examine contacts and magnetic pole faces.	YES	YES
Check terminal screws for tightness.	NO*	YES
Clean debris out of the trap basket.	NO*	YES

* - The Packers have determined that maintenance tasks required on a high frequency basis (daily, weekly, etc.) will not be entered in the CMMS. This decision was made to limit the amount of redundant paperwork for work orders. The Packers will apply this method to equipment on a case by case basis.

COMPUTERIZED MAINTENANCE MANAGEMENT SYSTEM REPORTS

Greenheck Exhaust Fans, Smoke Exhaust Fans, & Grease Exhaust Fans - Maintenance Audit

Ceiling Exhaust, Inline, GB Belt Drive Centrifugal Roof Exhaust, Tubular Inline, Sidewall Propeller, BSQ Belt Drive & SQ Direct Drive Centrifugal Inline, Tub Axial, CUBE Upblast Centrifugal Roof Exhaust, Hooded Propeller Roof, Centrifugal Utility, and Centrifugal Sidewall Exhaust Fans

O & M Manual Maintenance Procedures	Included in CMMS (yes/no)	Maintenance Performed
Periodically inspect belts for misaligned pulleys.	YES	YES
Periodically inspect belts condition and proper tension.	YES	YES
Periodically inspect bearings (for belt drive fans only). Verify locking collares, set screws, and other fasteners are tight.	YES	YES
Lubricate fan shaft bearings (if grease fittings are present) every 6 months.	YES	YES
Inspect fan impeller and housing looking for fatigue, corrosion, or wear.	YES	YES
Periodically inspect all fasteners and set screws for tightness.	YES	YES
Periodically check/clean/replace intake filters where applicable.	YES	YES
Periodically inspect/clean dampers where installed.	YES	YES
Lubricate motor (if grease fittings are present) per the manufacturer's recommendations.	YES	YES
Replace grease in motor after 2000 hours of running time.	YES	YES
Isolation bases should be checked for freedom of movement, tightness of bolts, condition of springs and rubber isolators.	YES	YES
Periodically clean exterior surface of the motor, fan panel, and entire propeller.	YES	YES

Note: Greenheck defines "Periodically" as once or twice a year.

COMPUTERIZED MAINTENANCE MANAGEMENT SYSTEM REPORTS

Greenheck Model DG Direct Fired Gas Make-Up Air (MUA)- Maintenance Audit

O & M Manual Maintenance Procedures	Included in CMMS (yes/no)	Maintenance Performed
Periodically inspect belts for misaligned pulleys.	YES	YES
Periodically inspect belts condition and proper tension.	YES	YES
Routinely verify locking collars, set screws, and other fasteners on the fan, bearings, drive, and motor base are tight.	YES	YES
Inspect fan impeller and housing looking for fatigue, corrosion, or wear.	YES	YES
Periodically inspect all fasteners and set screws for tightness.	YES	YES
Check/clean/replace filters every 3 months.	YES	YES
Lubricate motor (if grease fittings are present) per the manufacturer's recommendations.	YES	YES
Replace grease in motor after 2000 hours of running time.	YES	YES
Annually check burner system for accumulation of scale. Remove scale and foreign material with a wire brush.	YES	YES
Annual inspection, cleaning, and occasional replacement of the flame rods and spark rods may be necessary.	YES	YES
Regularly check evaporative cooler media for mineral and foreign material deposits. Replace the evaporative pads every 3 to 5 years.	YES	YES
Periodically the evaporative cooling media should be brushed lightly.	YES	YES
Oil and spin the upright recirculating pump on the evaporative cooler at the start of each cooling season.	YES	YES
Clean the evaporative cooler at the end of each cooling season.	YES	YES
Periodically clean wheel and housing.	YES	YES

COMPUTERIZED MAINTENANCE MANAGEMENT SYSTEM REPORTS

Trane T-Series Climate Changer Central Station Air Handlers (AHU)- Maintenance Audit

O & M Manual Maintenance Procedures	Included in CMMS (yes/no)	Maintenance Performed
Observe unit for any change in running condition and unusual noise weekly.	NO*	YES
Monthly check air filters. Clean or replace as necessary.	YES	YES
Monthly relubricate fan bearings.	YES	YES
Monthly relubricate motor bearings in accordance with motor manufacturer's recommendations.	YES	YES
Monthly check and adjust fan belt tension.	YES	YES
Every 3 to 6 months check fan bearing grease line connections for tightness	YES	YES
Every 3 to 6 months check bearing and motor bracket bolt torque.	YES	YES
Every 3 to 6 months align fan and motor sheaves. Tighten sheave set screws to the proper torque.	YES	YES
Every 3 to 6 months tighten electrical connections.	YES	YES
Every 3 to 6 months inspect coils for dirt build-up or coil freeze-up.	YES	YES
Annually inspect the unit casing the corrosion.	YES	YES
Annually clean the fan wheels and fan shaft.	YES	YES
Annually inspect the condensate drain pan and drain line.	YES	YES
Annually check damper linkages, set screws and blade adjustment.	YES	YES
Annually clean damper operators.	YES	YES
Annually inspect the control and power box wiring for secure connections and insulation.	YES	YES
Annually rotate the fan wheel and check for obstructions in the fan housing.	YES	YES
Annually check condition of gasketing and insulation around unit, door and dampers.	YES	YES
Annually examine flex connections for cracks or leaks.	YES	YES

* - The Packers have determined that maintenance tasks required on a high frequency basis (daily, weekly, etc.) will not be entered in the CMMS. This decision was made to limit the amount of redundant paperwork for work orders. The Packers will apply this method to equipment on a case by case basis.

COMPUTERIZED MAINTENANCE MANAGEMENT SYSTEM REPORTS

Trane Convertible Packaged Cooling Unit (AC)- Maintenance Audit

O & M Manual Maintenance Procedures	Included in CMMS (yes/no)	Maintenance Performed
Monthly check air filters. Clean or replace as necessary.	YES	YES
Annually inspect the motors and drive system components.	YES	YES
Annually check economizer gaskets for replacement if necessary.	YES	YES
Annually clean condensor coils.	YES	YES
Annually check safety controls and clean if necessary.	YES	YES
Annually check electrical components and wiring for connection tightness.	YES	YES
Annually check condensate drain and clean if necessary.	YES	YES
Annually inspect the unit duct connections to see that they are physically sound and sealed to the unit casing.	YES	YES
Annually inspect the unit mounting support to see that it is sound.	YES	YES
Annually inspect the unit to see that there is no obvious unit deterioration.	YES	YES

COMPUTERIZED MAINTENANCE MANAGEMENT SYSTEM REPORTS

Trane Packaged Climate Changer Air Handler & Blower Coil Air Handler (AHU) - Maintenance Audit

O & M Manual Maintenance Procedures	Included in CMMS (yes/no)	Maintenance Performed
Monthly inspect unit air filters. Clean or replace as necessary.	YES	YES
Monthly check the condition and tension of fan belts.	YES	YES
Monthly re-lubricate motor bearings.	YES	YES
Every 6 months re-lubricate the fan motor per the motor manufacturer's recommendations.	YES	YES
Every 6 months check locking collar and sheave set screws for proper tightness.	YES	YES
Every 6 months manually rotate the fan wheel to check for obstructions in the housing or interference with fan blades.	YES	YES
Every 6 months check the fan assembly sheave alignment. Tighten set screws to their proper torques.	YES	YES
Every 6 months inspect the coils for dirt build-up.	YES	YES
Annually inspect, clean, and tighten all electrical connections and wiring.	YES	YES
Annually inspect the entire unit casing for chips or corrosion.	YES	YES
Annually clean fan wheels and fan shaft.	YES	YES
Annually inspect the drainpan for sludge or other foreign material.	YES	YES
Annually examine flex connector for cracks or leaks.	YES	YES
Annually repair or replace any damaged duct material.	YES	YES

COMPUTERIZED MAINTENANCE MANAGEMENT SYSTEM REPORTS

Trane High Efficiency Propeller Fan Gas Unit Heater (UH)- Maintenance Audit

O & M Manual Maintenance Procedures	Included in CMMS (yes/no)	Maintenance Performed
Periodically inspect the area near the unit to be sure that there is no combustible material located within the minimum clearance requirements.	YES	YES
Periodically inspect the fan blade and guard for accumulation of lint or other foreign material. Clean as appropriate.	YES	YES
Lubricate the motor depending on service.	YES	YES
Clean or replace main burners if necessary.	YES	YES

COMPUTERIZED MAINTENANCE MANAGEMENT SYSTEM REPORTS

Trane Uni-Trane Fan-Coil Room Conditioners Force Flo Cabinet Heaters (CUH) - Maintenance Audit

O & M Manual Maintenance Procedures	Included in CMMS (yes/no)	Maintenance Performed
Monthly inspect unit air filters. Clean or replace as necessary.	YES	YES
Monthly check the main and auxiliary drain pans on fan-coil units to be sure the pans are clean.	YES	YES
Annually inspect, clean, and tighten all electrical connections and wiring.	YES	YES
Annually inspect the entire unit casing for chips or corrosion.	YES	YES
Annually inspect the fan wheel and housing for damage. Rotate the fan wheel manually to be sure movement is not blocked by obstructions.	YES	YES
Annually inspect the coil fins for excessive dirt or damage. Remove dirt and straighten fins.	YES	YES
Annually inspect the strainer option for debris trapped in the filter screen.	n/a*	n/a*

* - Not applicable to equipment installed at Lambeau Field.

COMPUTERIZED MAINTENANCE MANAGEMENT SYSTEM REPORTS

Trane Air-Cooled Series R Rotary Liquid Chillers - Maintenance Audit

O & M Manual Maintenance Procedures	Included in CMMS (yes/no)	Maintenance Performed
Check evaporator refrigerant pressure (23) and the condenser refrigerant pressure (25) in Menu 2 on the UCM weekly.	YES	YES
Check the liquid line sight glasses weekly. The refrigerant flow past the sight glasses should be clear. Bubbles in the refrigerant indicate either low refrigerant charge or excessive pressure drop in the liquid line.	YES	YES
Measure superheat and system subcooling weekly if operating pressures and sight glass condition seem to indicate refrigerant shortage.	YES	YES
Remove refrigerant at the liquid line service valve weekly if operating conditions indicate a refrigerant overcharge.	YES	YES
Inspect the entire system for unusual conditions weekly.	YES	YES
Inspect the condenser coils for dirt and debris weekly.	YES	YES
Measure and record the system superheat monthly.	YES	YES
Measure and record the system subcooling monthly.	YES	YES
Manually rotate condenser fans to insure proper clearance on the fan openings monthly.	YES	YES
Check the oil level and refrigerant charge annually.	YES	YES
Have qualified laboratory perform a compressor oil analysis to determine system moisture content and acid level annually.	YES	YES
Have qualified service organization leak test the chiller, check operating and safety controls, and inspect electrical components annually.	YES	YES
Inspect all piping components for leakage and damage annually.	YES	YES
Clean out inline stainers annually.	YES	YES
Clean and repaint any areas that show signs of corrosion annually.	YES	YES
Clean condenser coils annually.	YES	YES
Clean the domestic water heater annually.	n/a*	n/a*
Clean the condenser fans annually.	YES	YES
Check fan motor shaft for misalignment, abnormal endplay, vibration, and noise annually.	YES	YES

* - Not applicable to equipment installed at Lambeau Field.

COMPUTERIZED MAINTENANCE MANAGEMENT SYSTEM REPORTS

AO Smith Electric Water Heaters (EWH) & Electric Booster Heaters - Maintenance Audit

O & M Manual Maintenance Procedures	Included in CMMS (yes/no)	Maintenance Performed
Periodically flush tank.	YES	YES
Remove tank sediment and element lime scale removal as needed.	YES	YES
Check temperature and pressure relief valve monthly to ensure that it is in operating condition.	YES	YES
Drain 1-2 gallons of water from main valve monthly	YES	YES
Inspect anode periodically to check the rod diameter.	YES	YES

PVI Water Heaters and Boiler Models - Maintenance Audit

O & M Manual Maintenance Procedures	Included in CMMS (yes/no)	Maintenance Performed
Flush tank at two- or three-month intervals.	YES	YES
Remove tank sediment and element lime scale removal as needed.	YES	YES
Periodically inspect and check-out of burner ignition system, control system, and fuel valve operation.	YES	YES
Examine venting system annually for proper connections and alignment.	YES	YES
Oil the blower motor and wipe oil and dust from the burner at regular intervals.	YES	YES
Clean the blower wheel when necessary.	YES	YES
Clean the burner annually according to the manufacturer's recommended procedures.	YES	YES
Check wiring for loose connections and burned wires.	YES	YES

COMPUTERIZED MAINTENANCE MANAGEMENT SYSTEM REPORTS

Caterpillar Standby Generator Sets - Maintenance Audit

O & M Manual Maintenance Procedures	Included in CMMS (yes/no)	Maintenance Performed (yes/no)
Check air inlet filter weekly.	YES	YES
Check air starting motor lubricator oil level weekly.	n/a**	n/a**
Drain air tank moisture and sediment weekly.	n/a**	n/a**
Inspect annunciator panel weekly.	YES	YES
Check battery charger weekly.	YES	YES
Check battery electolyte level weekly.	YES	YES
Measure and record bearing temperature weekly.	n/a**	n/a**
Check cooling system coolant level weekly.	YES	YES
Check electrical connections weekly.	YES	YES
Inspect engine air cleaner service indicator weekly.	YES	YES
Clean engine air precleaner weekly.	n/a**	n/a**
Check engine oil level weekly.	YES	YES
Drain fuel tank water and sediment weekly.	YES	YES
Inspect generator weekly.	YES	YES
Check generator load weekly.	YES	YES
Check jacket water heater weekly.	YES	YES
Check power factor weekly.	YES	YES
Check space heater weekly.	YES	YES
Measure and record stator winding temperature weekly.	n/a**	n/a**
Check voltage and frequency weekly.	YES	YES
Clean air starting motor lubricator bowl yearly.	FABCO	YES
Inspect alternator yearly.	FABCO	YES
Inspect, adjust, or replace alternator and fan belts yearly.	FABCO	YES
Lubricate bearing (ball) yearly.	FABCO	YES
Lubricate bearing (spherical roller) yearly.	n/a**	n/a**
Obtain cooling system coolant analysis (Level II) yearly.	FABCO	YES
Test/add cooling system supllemental coolant additive (SCA) yearly.	FABCO	YES
Inspect crankshaft vibration damper yearly.	FABCO	YES
Clean engine yearly.	FABCO	YES
Clean/replace engine air cleaner element yearly.	FABCO	YES
Clean engine crankcase breather yearly.	FABCO	YES
Check engine mounts yearly.	FABCO	YES
Obtain engine oil sample yearly.	FABCO	YES
Change engine oil and filter yearly.	FABCO	YES
Check engine protective devices yearly.	FABCO	YES
Inspect/adjust engine valve lash yearly.	FABCO	YES
Lubricate fan drive bearing yearly.	FABCO	YES
Inspect/adjust fuel injector yearly.	FABCO	YES
Clean/inspect/replace fuel system filters yearly.	FABCO	YES
Inspect generator set vibration yearly.	FABCO	YES
Inspect/replace hoses and clamps yearly.	FABCO	YES
Test inulation yearly.	FABCO	YES
Inspect prelube pump yearly.	FABCO	YES
Clean radiator yearly.	FABCO	YES
Clean/inspect speed sensor yearly.	FABCO	YES
Inspect starting motor yearly.	FABCO	YES
Check stator lead yearly.	FABCO	YES
Inspect water pump yearly.	FABCO	YES
Replace batteries every 3 years.	FABCO	YES
Change cooling system coolant (DEAC) every 3 years.	FABCO	YES
Add cooling system coolant extender (ELC) every 3 years.	FABCO	YES
Replace cooling system water temp regulator every 3 years.	FABCO	YES
Check rotating rectifier every 3 years.	FABCO	YES
Inspect turbocharger every 3 years.	FABCO	YES
Change cooling system coolant (ELC) every 6 years.	FABCO	YES

The Green Bay Packers use FABCO to maintaint the emergency generator

** - Not applicable to equipment installed at Lambeau Field.

COMPUTERIZED MAINTENANCE MANAGEMENT SYSTEM REPORTS

Bell & Gossett Circuit Setter Plus Balance Valves - Maintenance Audit

O & M Manual Maintenance Procedures	Included in CMMS (yes/no)	Maintenance Performed
Periodically inspect the Circuit Setter for signs of leakage or corrosion.	NO*	YES

* The Packers visually check if insulation is wet when priming the Fan Coil Units. Additional inspections would disrupt the integrity of the insulation.

Bell & Gossett Safety Release Valves - Maintenance Audit

O & M Manual Maintenance Procedures	Included in CMMS (yes/no)	Maintenance Performed
Check the operating condition of the safety relief valve monthly. Check for signs of corrosion, damage or scale buildup. Verify the discharge line is clear.	NO*	YES

* The Packers inspect the 5 release valves during the chiller, boiler, and snow melt pm's.

Bell & Gossett "U" Series Heat Exchangers (HX) Removable Bundle Design - Maintenance Audit

O & M Manual Maintenance Procedures	Included in CMMS (yes/no)	Maintenance Performed (yes/no)
Clean heat exchangers frequently.	NO*	YES
Frequently and at regular intervals, observe interior and exterior condition of all tubes and keep them clean.	NO*	YES

* Closed loop system with proplylene glycol. Will only be addressed if problems arise with heat transfer or poor operation.

Watts Regulator Backflow Preventors - Maintenance Audit

O & M Manual Maintenance Procedures	Included in CMMS (yes/no)	Maintenance Performed (yes/no)
Test backflow preventor periodically in compliance with local codes, but at least once per year or more as service conditions warrant.	YES	YES

COMPUTERIZED MAINTENANCE MANAGEMENT SYSTEM REPORTS

Liebert Air Conditioning Units (2, 3, & 5 Ton Units) (CHX) - Maintenance Audit

O & M Manual Maintenance Procedures	Included in CMMS (yes/no)	Maintenance Performed
Check filters for restricted airflow monthly.	YES	YES
Clean/replace filters monthly.	YES	YES
Verify that impellers are free of debris and move freely monthly.	YES	YES
Verify that bearings are in good condition monthly.	YES	YES
Check belt tension and condition monthly.	YES	YES
Inspect Compressor section for signs of leakage every 6 months.	YES	YES
Inspect Vibration Isolation on compressor section every 6 months.	YES	YES
Check the suction pressure, head pressure, and superheat on the refrigeration cycle every 6 months.	YES	YES
Clean the evaporator coil on the refrigeration cycle every 6 months.	YES	YES
Verify that the insulation on the refrigeration cycle is intact every 6 months.	YES	YES
Clean air cooled condeser coils (where applicable) every 6 months.	YES	YES
Verify that the motor mount is tight on air cooled condensing unit (where applicable) every 6 months.	YES	YES
Verify that the refrigerant lines are properly supported on air cooled condensing unit (where applicable) every 6 months.	YES	YES
Check humidifier canister for mineral deposits every 6 months.	YES	YES
Check condition of humidifier electrodes every 6 months.	YES	YES
Check that the humidifier hoses and fittings are tight every 6 months.	YES	YES
Check humidifier water make-up valve for leaks every 6 months.	YES	YES
Check refrigerant level on flood back head pressure control every 6 months.	YES	YES
Check for water flow and leaks on the water (or glycol) cooled condensing unit every 6 months. Adjust water valve as needed.	YES	YES
Check glycol pump (if applicable) for leaks and condition every 6 months.	YES	YES
Check glycol solution (if applicable) every 6 months. Check pH of solution.	YES	YES
Check connections on electrical panel every 6 months.	YES	YES
Check operational sequence of electrical panel every 6 months.	YES	YES
Check element on electric reheat for signs of corrosion every 6 months.	YES	YES

COMPUTERIZED MAINTENANCE MANAGEMENT SYSTEM REPORTS

Power Flame Boiler (B) - Maintenance Audit

O & M Manual Maintenance Procedures	Included in CMMS (yes/no)	Maintenance Performed
Visually inspect gages, monitors and indicators daily and record readings.	YES	YES
Daily visual check against heat exchanger manufacturer's specifications for instrument and equipment settings.	YES	YES
Weekly verify firing rate control per the heat exchanger manufacturer's settings.	YES	YES
Check for proper operation of linkage on flue, vent, stack, or outlet damper monthly.	YES	YES
Verify combustion air sources remain clean and open monthly.	YES	YES
Visually inspect ignition system weekly.	NO*	YES
Check pilot and main fuel valves weekly.	NO*	YES
Perform leakage test on pilot and main fuel valves annually.	YES	YES
Check combustion safety controls (flame failure & flame signal strength) weekly.	YES	YES
Check high limit safety control and operating control annually.	YES	YES
Check low draft, fan, air pressure, and damper monthly.	YES	YES
Check high and low gas pressure interlocks monthly.	YES	YES
Check low oil pressure interlocks monthly.	YES	YES
Check fuel valve interlock switch annually.	YES	YES
Check purge switch annually.	YES	YES
Check low fire start interlock annually.	YES	YES
Check automatic changeover control (dual fuel) annually.	YES	YES
Inspect burner components.	YES	YES
Remove and clean oil drawer assembly annually.	YES	YES
Remove and clean blower motor and blower wheel annually.	YES	YES
Remove and clean gas pilot assembly annually.	YES	YES

* - The Packers have determined that maintenance tasks required on a high frequency basis (daily, weekly, etc.) will not be entered in the CMMS. This decision was made to limit the amount of redundant paperwork for work orders. The Packers will apply this method to equipment on a case by case basis.

Honeywell Damper Motors - Maintenance Audit

O & M Manual Maintenance Procedures	Included in CMMS (yes/no)	Maintenance Performed
Lubricate felt pads located on each of the motor bearings and the two shafts in the gear train annually.	YES	YES

COMPUTERIZED MAINTENANCE MANAGEMENT SYSTEM REPORTS

Desert Aire Dehumidifiers - Maintenance Audit

O & M Manual Maintenance Procedures	Included in CMMS (yes/no)	Maintenance Performed
Monthly check the air filters and replace them if necessary.	YES	YES
Monthly check the coils in the dehumidifier and the optional remote condenser. Use compressed air or a commercial coil cleanser if they are dirty or plugged.	YES	YES
Monthly verify that the air flow around the remote condenser remains unobstructed.	YES	YES
Every 6 months tighten all field and factory electrical connections.	YES	YES
Every 6 months check the blower belts in the dehumidifier and the optional remote condenser for wear, glazing, and proper tension. Replace belts if necessary.	YES	YES
Every 6 months conduct a system performance audit.	YES	YES

COMPUTERIZED MAINTENANCE MANAGEMENT SYSTEM REPORTS

Gaylord CleanAir Model TPF Series Pollution Control Units - Maintenance Audit

O & M Manual Maintenance Procedures	Included in CMMS (yes/no)	Maintenance Performed
Every 6 months remove filters and inspect for grease build up. Clean as necessary	YES	YES
Annually the exhaust fan belts should be checked for wear and tension.	YES	YES
Annually the fusible links on the fire dampers need to be replaced per NFPA 96.	YES	YES

Appendix H – 1

2025 Facility / Site Observation Table

Item Numbers correlate to site and outbuildings (Section 5) and facility (Section 6) observation checklists in the “comments” section.

Item	Item Category	Location	Level	Description	Keyword
1	Bowl and Seating	432S row 2 seat 7	400	Cup holder loose/broken	Misc
2	Bowl and Seating	Champions club - champ 2 row 1 (typical)	800	Seat worn	Misc
2	Bowl and Seating	Champions club - champ 5 row 2 seat 4	800	Seat peeling	Misc
3	Bowl and Seating	Champions club - champ 5 row 3 seat 10	800	Tag missing	Misc
4	Bowl and Seating	5082s Seat 3	500	Seat stays down	Misc
5	Bowl and Seating	Section 632S	600	Sticker	Cleaning
6	Bowl and Seating	128, 3, 11 & 14	100	Staining	Corrosion
6	Bowl and Seating	128, 3, 11 & 14	100	Staining	Corrosion
7	Bowl and Seating	125, 9	100	Sealant cracking	Sealant
8	Bowl and Seating	138, 9, 27	100	Bleacher side cap ajar	Misc
8	Bowl and Seating	138, 11 & 12, 24	100	Bleachers misaligned	Misc
9	Bowl and Seating	136, 21, 1	100	Concrete spalling	Misc
8	Bowl and Seating	100	100	Bleachers misaligned (monitor)	Misc
8	Bowl and Seating	107, 25, 1	100	Bleachers corroding	Corrosion
8	Bowl and Seating	132, 23, 12	100	Bleachers misaligned	Misc
7	Bowl and Seating	133, 25, 16	100	Sealant missing	Sealant
9	Bowl and Seating	133, 26, 16	100	Concrete spalling	Concrete
8	Bowl and Seating	103, 30, 18	100	Bleachers gap	Misc
6	Bowl and Seating	111, 60, 1	100	Staining	Corrosion
6	Bowl and Seating	305	300	Staining	Corrosion
10	Bowl and Seating	306	300	Paint flaking	Painting
7	Bowl and Seating	307	300	Gasket loose	Sealant
10	Bowl and Seating	305	300	Paint flaking	Painting
11	Bowl and Seating	Upper wall 300	300	Screws missing (add sealant)	Misc
7	Bowl and Seating	316	300	Sealant missing	Sealant
7	Bowl and Seating	320 (James loft)	300	Windowpane seals damaged	Sealant
7	Bowl and Seating	326	300	Sealant missing	Sealant
12	Bowl and Seating	346	300	Flashing damaged	Metal
13	Bowl and Seating	346	300	Decking corroding	Corrosion
13	Bowl and Seating	347	300	Decking corroding	Corrosion
14	Bowl and Seating	743	700	Metal corroding	Corrosion
14	Bowl and Seating	743	700	Metal corroding	Corrosion
15	Bowl and Seating	Section 105	Service	Conduit support broken	Electrical
10	Bowl and Seating	Section 126	Service	Paint peeling	Painting
11	Concourses	Section 125	300	Cover plate coating chipping	Finishes
16	Concourses	Section 125	300	Door frame corroding	Corrosion
16	Concourses	Section 115	300	Door frame corroding	Corrosion
14	Concourses	Section 109	300	Steel corroding	Corrosion
14	Concourses	Section 307	300	Steel corroding	Corrosion
10	Concourses	Section 304	300	Paint missing	Painting
14	Concourses	Section 314	300	Steel corrosion	Corrosion
17	Concourses	Section 334	300	Backer rod dislodging	Sealant
13	Concourses	Section 342	300	Floor pan corroding	Corrosion
14	Concourses	Section 342	300	Parapet cap corroding	Corrosion
13	Concourses	Section 346	300	Floor pan corroding	Corrosion
18	Concourses	129	100	Speaker corrosion (typical)	Corrosion

19	Concourses	127	100	Embed corrosion	Corrosion
20	Concourses	127	100	Junction box corrosion	Corrosion
14	Concourses	121	100	Corrosion	Corrosion
9	Concourses	121	100	Concrete raveling - monitor	Concrete
21	Concourses	119	100	Light corroded	Electrical
22	Concourses	119	100	Light damaged	Electrical
7	Concourses	113	100	Sealant failing	Sealant
9	Concourses	113	100	Concrete spalling	Concrete
23	Concourses	113	100	Rebar jacking	Concrete
9	Concourses	113	100	Concrete deterioration	Concrete
9	Concourses	111	100	Concrete deterioration	Concrete
9	Concourses	111	100	Concrete deterioration	Concrete
24	Concourses	111	100	Structure offsetting and sealant deterioration	Concrete
24	Concourses	111	100	Structure offsetting and sealant deterioration	Concrete
9	Concourses	111	100	Concrete deterioration	Concrete
6	Concourses	109	100	Corrosion	Corrosion
21	Concourses	107	100	Corroding Exit sign (typical) - monitor	Electrical
9	Concourses	107	100	Concrete raveling	Concrete
9	Concourses	103	100	Concrete deterioration and corrosion	Concrete
7	Concourses	103	100	Sealant deterioration	Sealant
9	Concourses	101	100	Concrete spalling	Concrete
9	Concourses	102	100	Concrete spalling	Concrete
9	Concourses	102	100	Concrete spalling	Concrete
9	Concourses	102	100	Concrete spalling	Concrete
9	Concourses	106	100	Concrete spalling and corrosion	Concrete
9	Concourses	112	100	Concrete patch spalling	Concrete
20	Concourses	127	100	Conduit corroding	Corrosion
25	Concourses	127	100	Water staining (under stadium stairs)	Envelope
13	Concourses	127	100	Decking corroding	Corrosion
26	Concourses	127	100	Concrete stained	Concrete
27	Concourses	125	100	Coping damaged	Finishes
26	Concourses	123	100	Pipes stained	Plumbing
13	Concourses	123	100	Decking corroding	Corrosion
26	Concourses	115	100	Decking stained	Corrosion
13	Concourses	113	100	Decking corroding	Corrosion
13	Concourses	113	100	Decking damaged	Envelope
13	Concourses	107	100	Decking corroding	Corrosion
20	Concourses	107	100	Gas line corroding	Corrosion
13	Concourses	107	100	Decking leaking	Corrosion
27	Concourses	109	100	Damaged fireproofing	Envelope
20	Concourses	103	100	Gas line corroding	Corrosion
14	Concourses	103	100	Steel corroding	Structural
9	Concourses	103	100	Concrete deteriorating	Concrete
28	Concourses	102	100	Mortar deteriorating (monitor)	Masonry
13	Concourses	108	100	Decking corroding	Corrosion
13	Concourses	108	100	Decking corroding	Corrosion

13	Concourses	112	100	Decking corroding	Corrosion
13	Concourses	114	100	Decking corroding	Corrosion
7	Concourses	Farm fresh fryers	100	Sealant missing	Sealant
26	Concourses	126	100	Staining	Corrosion
13	Concourses	128	100	Decking corroding	Corrosion
13	Concourses	135	100	Decking corroding	Corrosion
13	Concourses	133	100	Decking corroding	Corrosion
14	Concourses	Miller lite deck	400	Steel corroding	Corrosion
14	Concourses	Miller lite deck	400	Bollard corroding	Corrosion
27	Concourses	South endzone lobby	400	Water leaking	Misc
14	Concourses	Section 442S	400	Steel corroding	Corrosion
28	Concourses	Section 442S	400	Traction coating peeling	Finishes
14	Concourses	Section 434S	400	Steel corroding	Corrosion
14	Concourses	500 viewing platform	500	Metal corroding	Corrosion
13	Concourses	Section 630S	600	Floor pan corroding	Corrosion
13	Concourses	Section 642S	600	Floor pan corroding	Corrosion
16	Concourses	7D14	700	Door frame corroding	Corrosion
14	Concourses	700 endzone	700	Steel corroding	Structural
14	Concourses	By sewing room	Service	Steel corroding	Corrosion
29	Concourses	By sprinkler riser	Service	Block failing	Masonry
14	Concourses	By sewing room	Service	Steel corroding	Corrosion
30	Concourses	By general commissary	Service	Missing saddle plate	Plumbing
31	Concourses	By overhead shop door	Service	Firestop missing	Fire
14	Concourses	Section 131	100	Structural steel corroding at expansion joint	Structural
13	Concourses	Section 138	100	Floor pan corrosion	Corrosion
32	Concourses	Atrium by proshop escalator	100	Sill delaminating	Finishes
33	Concourses	6037	600	Drywall scuff	Finishes
34	Concourses	6029	600	Chair damaged	Finishes
34	Concourses	6013	600	Chair damaged	Finishes
26	Concourses	Section 694	600	Window leak staining	Misc
35	Concourses	Section 692	600	Window water leak	Misc
33	Concourses	Section 678	600	Drywall damage	Finishes
36	Concourses	Section 672	600	Expansion joint leak	Misc
33	Concourses	6037	600	Drywall Scuff	Finishes
35	Concourses	Section 670	600	Window leak	Misc
10	Concourses	6018	600	Paint missing	Painting
35	Concourses	6E51A	600	Window leak	Misc
33	Concourses	4039	400	Drywall damaged	Finishes
37	Concourses	Associated bank bar	400	Grout cracking	Masonry
38	Concourses	Associated bank bar	400	Bolt missing	Misc
33	Concourses	Section 486	400	Drywall cracking	Finishes
39	Concourses	Section 490	400	Seat number missing	Finishes
39	Concourses	Section 486	400	Seat number missing	Finishes
38	Concourses	Section 480	400	Bolt loosening	Misc
39	Concourses	Section 470	400	Seat number missing	Misc
10	Exterior Walls	Atrium	600	Paint Flaking	Finishes
40	Exterior Walls	Atrium	600	Seal loose	Sealant
7	Exterior Walls	Atrium	600	Sealant cracking (precast shifting)	Sealant
27	Exterior Walls	North endzone	600	Trim missing	Envelope

35	Exterior Walls	Stair W	600	Window seal damaged	Envelope
41	Exterior Walls	6030	600	Window gasket dislodged	Misc
10	Exterior Walls	Tailgate exterior	100	Paint peeling	Painting
9	Exterior Walls	Tailgate exterior	100	Concrete chipped	Envelope
14	Exterior Walls	Tailgate exterior	100	Metal corroding	Corrosion
16	Exterior Walls	Invisalign gate	100	Door frame corroding	Corrosion
42	Exterior Walls	Invisalign gate	100	Facade cracking	Envelope
9	Exterior Walls	Oneida gate	100	Concrete cracking and mortar missing	Envelope
7	Exterior Walls	American family gate	100	Sealant popping	Sealant
9	Exterior Walls	2nd pillar from left above ticket office	100	Concrete deteriorated	Concrete
13	Exterior Walls	Ticket office	100	Decking corroding	Envelope
16	Exterior Walls	Ticket office	100	Door corroding	Corrosion
9	Exterior Walls	Bellin health gate	100	Concrete damaged	Envelope
42	Exterior Walls	Bellin health gate	100	Brick veneer deteriorating	Envelope
27	Exterior Walls	Bellin health gate	100	Coping dented	Envelope
28	Exterior Walls	Kwik trip gate	100	Mortar deteriorating	Envelope
9	Exterior Walls	Kwik trip gate	100	Concrete cracking (monitor)	Envelope
27	Exterior Walls	Kwik trip gate	100	Flashing warped	Envelope
9	Exterior Walls	Associated gate	100	Concrete cracking (hairline, monitor)	Envelope
9	Exterior Walls	Security building truck ramp	100	Concrete cracking	Concrete
9	Exterior Walls	Security building truck ramp	100	Concrete spalling	Concrete
43	Electrical	Section 314	300	Cable tray rod bent	Electrical
20	Electrical	600 east	600	Conduit corrosion (typical) - monitor	Electrical
11	Electrical	Section 136	100	Cover plate missing	Electrical
44	Electrical	Scout floor	100	Wire hanging down	Electrical
45	Electrical	4e41	400	Wires not capped	Electrical
46	Mechanical	Mechanical room atrium AHU-7H01	600	Sensor dislodged	HVAC
47	Mechanical	700 roof	700	Coolant line insulation damage	HVAC
48	Plumbing	128 mensroom	100	Urinal cracked	Plumbing
49	Plumbing	106	100	Pipe insulation flaking (monitor)	Plumbing
30	Plumbing	Food storage	Service	Saddle plate missing	Fire
31	Fire Protection	3A07	300	Fire stopping missing	Fire
32	Fire Protection	LC14D	Service	Fire stopping missing	Fire
50	Roof	Atrium	600	Wall seal gap	Envelope
51	Roof	Atrium	600	Stucco cracking	Envelope
7	Roof	Atrium	600	Sealant deteriorated	Sealant
52	Roof	Atrium	600	Flashing hole	Roof
53	Roof	Atrium	600	Screw backing out	Roof
14	Roof	600 east	600	Rusting parapet cap (typical) - monitor	Roof
54	Roof	600 east	600	Expansion joint patch loose	Roof
55	Roof	600 east	600	Membrane abrasion	Roof
56	Roof	600 east	600	Membrane peeling	Roof
57	Roof	Atrium	600	Membrane loose	Roof

58	Roof	Atrium	600	Skylight seal damaged	Sealant
53	Roof	Atrium	600	Screw backing out	Misc
59	Roof	Atrium	600	TPO membrane stained	Roof
60	Roof	East	600	Debris buildup	Misc
7	Roof	East	600	Sealant damaged	Sealant
10	Roof	East	600	Paint flaking	Painting
61	Roof	East	600	Walk pad torn	Roof
61	Roof	East	600	Wall pad torn	Roof
62	Roof	East	600	TPO damaged (cut through when they poked holes in wall mats)	Roof
62	Roof	East	600	TPO damaged	Roof
63	Roof	East	600	Biological growth	Roof
64	Roof	Cooling tower roof	100	Lighting cable disconnected	Electrical
60	Roof	CRIC roof	100	Debris	Cleaning
54	Roof	CRIC roof	100	Expansion joint tearing	Roof
65	Roof	700 roof	700	Insulation jacket damaged	HVAC
61	Roof	600 roof east	600	Traction pad holding water	Roof
64	Roof	600 roof west	600	Lightning cable detached	Electrical
66	Site	Fleet farm gate	100	Post damaged	Misc
9	Site	Lot 7 sign	100	Concrete footings deteriorated	Concrete
9	Site	Between fleet farm and Invisalign gates	100	Concrete cracking	Concrete
67	Site	Fleet farm gate	100	Drain grate loose	Misc
9	Site	Fleet farm gate	100	Concrete crack	Concrete
68	Site	Associated gate	100	Handicap sign damaged	Misc
9	Site	Associated gate	100	Concrete damaged	Concrete
9	Site	Associated gate	100	Concrete damaged	Concrete
9	Site	Kwik trip gate	100	Concrete cracking	Concrete
9	Site	Kwik trip gate	100	Concrete spalling	Concrete
69	Site	Between kwik trip and bellin health	100	Barricade deteriorating	Concrete
9	Site	Bellin health gate	100	Concrete spalling	Concrete
9	Site	Bellin gate	100	Concrete damaged	Concrete
14	Site	Bellin gate	100	Metal corroding	Corrosion
7	Site	Between bellin and plaza	100	Sealant shifting	Sealant
69	Site	Packers pro shop	100	Bollards deteriorating	Misc
70	Site	Bellin health gate	100	Concrete settling	Concrete
9	Site	Bellin health gate	100	Concrete spalling	Concrete
70	Site	Plaza	100	Pavers settling	Misc
71	Site	Plaza	100	Statue base cracking	Misc
14	Site	Plaza	100	Gate corroding	Painting
72	Site	Plaza	100	Catch basin chimney deteriorating	Misc
7	Site	Plaza	100	Sealant popping up	Sealant
9	Site	Pro shop	100	Concrete damaged	Concrete
73	Site	Pro shop	100	Asphalt cracking	Asphalt
9	Site	Pro shop	100	Concrete deteriorating	Concrete
10	Site	American family gate	100	Paint flaking	Painting
73	Site	American family gate	100	Asphalt cracking	Asphalt
73	Site	American family gate	100	Asphalt cracking	Asphalt
9	Site	Oneida gate	100	Concrete spalling	Concrete

74	Site	Lot 3 entrance	100	Curb cracking	Concrete
7	Site	Between oneida and teams	100	Sealant cracking	Sealant
9	Site	Outside team building	100	Concrete cracking	Concrete
9	Site	Between oneida and teams	100	Concrete spalling	Concrete
73	Site	Players lot entrance	100	Asphalt settling	Asphalt
73	Site	Players lot	100	Asphalt damage	Asphalt
70	Site	Loading dock	Service	Concrete cracking and settling	Concrete
70	Site	Loading dock	Service	Concrete washing out	Concrete
9	Site	Loading dock	Service	Concrete cracking	Concrete
7	Site	Loading dock	Service	Sealant failing	Sealant
9	Site	Love at first leap	100	Concrete damaged	Concrete
14	Interior	1B01	100	Steel corroding	Corrosion
71	Interior	107 mensroom	100	Door stop damaged	Finishes
72	Interior	Festival goal line stand	600	Floor cracking (monitor)	Envelope
10	Interior	5069s	500	Paint missing	Painting
33	Interior	7000	700	Drywall damage	Finishes
33	Interior	7014	700	Drywall water damage	Finishes
73	Interior	Room 3E01A	300	Ceiling tile stained	Misc
74	Interior	Mensroom by elevator 8	500	Laminate damaged	Finishes
75	Interior	5032	500	Bifold door damaged	Finishes
76	Interior	5030	500	Door doesn't close	Misc
35	Interior	5028	500	Window frame seal failing	Misc
75	Interior	5016	500	Door damaged	Finishes
74	Interior	Womensroom by stair H	600	Floor tile cracked	Finishes
33	Interior	6055	600	Drywall cracking	Finishes
10	Interior	6051	600	Paint damaged	Painting
75	Interior	6027	600	Door damaged	Finishes
10	Interior	6027	600	Paint scuffed	Painting
10	Interior	6025	600	Paint damaged	Painting
10	Interior	6017	600	Paint cracking	Painting
73	Interior	6017	600	Ceiling tiles stained	Finishes
10	Interior	6015	600	Paint damaged	Painting
7	Interior	682	600	Carpet damaged	Finishes
27	Interior	678	600	Trim misaligned	Finishes
73	Interior	672	600	Ceiling tile missing	Finishes
73	Interior	6008	600	Misaligned ceiling tiles	Finishes
27	Interior	6008	600	Trim damaged	Finishes
10	Interior	6016	600	Paint cracking	Painting
74	Interior	Tailgate interior	100	Wood siding popping out	Finishes
33	Interior	Tailgate interior	100	Wall finishes scratched	Finishes
33	Interior	4039	400	Drywall damaged	Finishes
10	Interior	4033	400	Paint damaged	Painting
75	Interior	4011	400	Cabinet scratched	Finishes
10	Interior	4009	400	Paint scratched	Painting
10	Interior	4005	400	Paint scuffed	Finishes
75	Interior	Media room	100	Tables damaged (whole room is scheduled to be replaced)	Finishes
33	Interior	Pantry	Service	Drywall damaged	Finishes

20	Interior	Teams (other side of wall from locker room)	100	Electrical cover missing	Electrical
74	Interior	Defensive meeting room	100	Carpet stained	Finishes
27	Interior	East center coaches vestibule	Service	Trim peeling	Finishes
10	Interior	4018	400	Paint damaged	Painting
33	Interior	4e16	400	Drywall damaged	Finishes
27	Interior	4030	400	Trim scratched	Finishes
27	Interior	4030	400	Trim scratched	Finishes
14	Concessions	1B01	100	Steel corrosion	Corrosion
16	Concessions	400 family bathroom	400	Door corrosion	Corrosion
17	Concessions	440s	400	Staining	Finishes
76	Concessions	635s-0	600	Grease interceptor leak	Plumbing
76	Concessions	635s-0	600	Grease interceptor leak	Plumbing
13	Concessions	732s-I	700	Decking corrosion	Corrosion
33	Concessions	732s-I	700	Drywall damaged	Finishes
77	Concessions	745s-I	700	Fridge leaking	Misc
78	Concessions	478	400	Sprinkler head above drop ceiling	Fire
33	Vertical	Stair H	300	Drywall damaged	Finishes
79	Vertical	Stair H	400	Stairs cracking (monitor)	Concrete
80	Vertical	Stair H	400	Landing cracking (monitor)	Concrete
28	Miscellaneous	123-I	100	Mortar cracking	Masonry
28	Miscellaneous	1A11	100	Mortar cracking	Masonry
81	Miscellaneous	132 womensroom	100	Precast concrete cracking	Concrete
54	Miscellaneous	310 mensroom	300	Expansion joint dislodging	Misc
29	Miscellaneous	Maintenance shop	Service	Block cracking	Masonry
82	Miscellaneous	Tailgate exterior	100	Door sweep loose	Envelope
7	Miscellaneous	Tailgate roof	100	Daylight visible (add sealant)	Sealant
17	Miscellaneous	Players parking garage	100	Staining	Cleaning

Appendix H – 2

2024 Facility / Site Observation Table

Corrected items noted.

Item	Item Category	Description	Adressed
1	Bowl and Seating	Broken cup holder	Yes
2	Bowl and Seating	Handrail corroding	On Going
3	Bowl and Seating	Missing cover plate	Yes
4	Bowl and Seating	Missing cupholder	Yes
5	Bowl and Seating	Missing screw	Yes
6	Bowl and Seating	Missing trim piece	Yes
7	Bowl and Seating	Sticker	Yes
8	Concessions	Ceiling tile melting	Yes
9	Concessions	Concrete block cracking	Yes
10	Concessions	Concrete damage	Yes
11	Concessions	Hand sink lose	Yes
12	Concessions	Laminate missing	Yes
13	Concessions	Mop sink cracked	Yes
14	Concessions	Water damage	Yes
15	Concourses	Biological growth at flange over order window	Yes
16	Concourses	Bird control falling	Yes
17	Concourses	Cable tray leaning	Yes
18	Concourses	Conduit corroding	Yes
19	Concourses	Control joint raveling	Yes
20	Concourses	Corroded metal deck	On Going
21	Concourses	Steel corroding	On Going
22	Concourses	Drain grate corroded	Yes
23	Concourses	Corroding junction box	Yes
24	Concourses	Pipe insulation damaged	Yes
25	Concourses	Dirty ceiling	Yes
26	Concourses	Evidence of moisture	Yes
27	Concourses	Fire protection horn damaged	Yes
28	Concourses	Gap in facade	Yes
29	Concourses	Leaking sanitary pipe	Yes
30	Concourses	Loose cables	Yes
31	Concourses	Missing dot on "i"	Yes
32	Concourses	Missing saddle plate	Yes
33	Concourses	Rusted concourse speaker	Yes
34	Concourses	Signage rope broke	Yes
35	Concourses	Speaker cord fell	Yes
36	Concourses	Speaker obscured by light fixture	Yes
37	Concourses	Structural steel starting to corrode	Yes
38	Concourses	Trim piece peeling up	Yes
39	Electrical	Flex conduit damage	Yes
40	Electrical	Open junction box	Yes
41	Exterior	Brick flaking	Yes
42	Exterior	Corrosion staining	Yes
43	Exterior	Sealant failing	Yes
44	Exterior	Flashing damaged	Yes

45	Exterior	Gasket needs reseating	Yes
46	Exterior	Gate bent	Yes
47	Exterior	GFI outlet and cover needed	Yes
48	Fire	Fire cabinet damaged	Yes
49	Fire	Firestop missing	Yes
50	Fire	Missing sprinkler cap	Yes
51	Interior	Can light rim not flush	Yes
52	Interior	Clean sun shade	Yes
53	Interior	Countertop damaged	Yes
54	Interior	Missing sealant	Yes
55	Interior	Door damage	Yes
56	Interior	Drywall cracking	Yes
57	Interior	Grout cracking	Yes
58	Interior	Missing cap	Yes
59	Interior	Missing screw cover	Yes
60	Interior	Mortar cracking	Yes
61	Interior	Window gasket dislodged	Yes
62	Miscellaneous	Lightning protection missing	Yes
63	Miscellaneous	Sign falling down	Yes
64	Miscellaneous	Speaker plate not fully secured	Yes
65	Miscellaneous	Trip hazard	Yes
66	Plumbing	Faucet corrosion	Yes
67	Plumbing	Toilet tank running	Yes
68	Roof	Cover plate not secured	Yes
69	Roof	Roof drain not secured	Yes
70	Roof	Firework debris melted to membrane	Yes
71	Roof	Lightning protection not connected	Yes
72	Roof	Small tear at expansion joint	Yes
73	Roof	Patch peeling	Yes
74	Roof	Plate pulling from membrane	Yes
75	Roof	Potential leak - sealant failure evidence below	Yes
76	Roof	Railing loose	Yes
77	Roof	Roof overboard starting to delaminate	Yes
78	Roof	Track pad cut and holding water	Yes
79	Roof	Unsealed holes in parapet	Yes
80	Roof	Walk pad damaged - holding water	Yes
81	Site	Asphalt cracking	Yes
82	Site	Bolt nut backing off	Yes
83	Site	Bricks settling	Yes
84	Site	Concrete bollard cracking	Yes
85	Site	Corroding bollards and sealant deteriorating	Yes
86	Site	Corroding brackets	Yes
87	Site	Lot striping fading	Yes

88	Site	Paint peeling	Yes
89	Site	Riser ring deterioration	Yes
90	Site	Split tube on barrier	Yes
91	Site	Stone displaced and sealant failing	Yes

Appendix I

Site Observation Report

Photo pages are divided into two sections of highlighted and typical observations. Highlighted observations are items that are a higher priority or occur in several locations. Typical observations include other items noted in **Appendix H** with isolated occurrences. Photo pages do not contain all photos taken. All photos are provided in digital form with printed report.

Bowl and Seating

400 Level

Miscellaneous

Item Description

Cup holder loose/broken



Section 432S row 2 seat 7

Bowl and Seating

800 Level

Miscellaneous

Item Description

Seat worn



Champions club - champ 2 row 1 (typical)

Bowl and Seating

800 Level

Miscellaneous

Item Description

Seat peeling



Champions club - champ 5 row 2 seat 4

Bowl and Seating

800 Level

Miscellaneous

Item Description

Tag missing



Champions club - champ 5 row 3 seat 10

Bowl and Seating

500 Level

Miscellaneous

Item Description

Seat stays down



Suite 5082s Seat 3

Bowl and Seating

600 Level

Cleaning

Item Description

Sticker



Section 632S

Bowl and Seating

100 Level

Corrosion

Item Description

Staining



Section 128, 3, 11 & 14

Bowl and Seating

100 Level

Corrosion

Item Description

Staining

Section 128, 3, 11 & 14

Observation Object ID 137

Bowl and Seating

100 Level

Sealant

Item Description

Sealant cracking



Section 125, 9

Observation Object ID 138

Bowl and Seating

100 Level

Miscellaneous

Item Description

Bleacher side cap ajar



Section 138, 9, 27

Bowl and Seating

100 Level

Miscellaneous

Item Description

Bleachers misaligned



Section 138, 11 & 12, 24

Bowl and Seating

100 Level

Miscellaneous

Item Description

Concrete spalling



Section 136, 21, 1

Bowl and Seating

100 Level

Miscellaneous

Item Description

Bleachers misaligned (monitor)



Section 100

Bowl and Seating

100 Level

Corrosion

Item Description

Bleachers corroding



Section 107, 25, 1

Bowl and Seating

100 Level

Miscellaneous

Item Description

Bleachers misaligned



Section 132, 23, 12

Bowl and Seating

100 Level

Sealant

Item Description

Sealant missing



Section 133, 25, 16

Bowl and Seating

100 Level

Concrete

Item Description

Concrete spalling



Section 133, 26, 16

Observation Object ID 146

Bowl and Seating

100 Level

Miscellaneous

Item Description

Bleachers gap



Section 103, 30, 18

Bowl and Seating

100 Level

Corrosion

Item Description

Staining



Section 111, 60, 1

Bowl and Seating

300 Level

Corrosion

Item Description

Staining



Section 305

Bowl and Seating

300 Level

Painting

Item Description

Paint flaking



Section 306

Bowl and Seating

300 Level

Sealant

Item Description

Gasket loose



Section 307

Bowl and Seating

300 Level

Painting

Item Description

Paint flaking



Section 305

Bowl and Seating

300 Level

Miscellaneous

Item Description

Screws missing (add sealant)



Upper wall Section 300

Bowl and Seating

300 Level

Sealant

Item Description

Sealant missing



Section 316

Bowl and Seating

300 Level

Sealant

Item Description

Windowpane seals damaged



Section 320 (James's loft)

Bowl and Seating

300 Level

Sealant

Item Description

Sealant missing



Section 326

Bowl and Seating

300 Level

Metal

Item Description

Flashing damaged



Section 346

Bowl and Seating

300 Level

Corrosion

Item Description

Decking corroding



Section 346

Bowl and Seating

300 Level

Corrosion

Item Description

Decking corroding



Section 347

Bowl and Seating

700 Level

Corrosion

Item Description

Metal corroding



Section 743

Bowl and Seating

700 Level

Corrosion

Item Description

Metal corroding

Section 743

Observation Object ID 173

Bowl and Seating

Service Level
Electrical

Item Description
Conduit support broken



Section 105

Bowl and Seating

Service Level

Painting

Item Description

Paint peeling



Section 126

Concourses

300 Level

Finishes

Item Description

Cover plate coating chipping



Section 125

Concourses

300 Level

Corrosion

Item Description

Door frame corroding



Section 125

Concourses

300 Level

Corrosion

Item Description

Door frame corrosion



Section 115

Concourses

300 Level

Corrosion

Item Description

Steel corroding



Section 109

Concourses

300 Level

Corrosion

Item Description

Steel corroding



Section 307

Concourses

300 Level

Painting

Item Description

Paint missing



Section 304

Concourses

300 Level

Corrosion

Item Description

Steel corrosion



Section 314

Concourses

300 Level

Sealant

Item Description

Backer rod disloging



Section 334

Concourses

300 Level

Corrosion

Item Description

Floor pan corroding



Section 342

Concourses

300 Level

Corrosion

Item Description

Parapet cap corroding



Section 342

Concourses

300 Level

Corrosion

Item Description

Floor pan corroding



Section 346

Concourses

100 Level

Corrosion

Item Description

Speaker corrosion (typical)



Section 129

Concourses

100 Level

Corrosion

Item Description

Embed corrosion



Section 127

Concourses

100 Level

Corrosion

Item Description

Junction box corrosion



Section 127

Observation Object ID 35

Concourses

100 Level

Corrosion

Item Description

Corrosion



Section 121

Concourses

100 Level

Concrete

Item Description

Concrete raveling - monitor



Section 121

Concourses

100 Level

Electrical

Item Description

Light corroded



Section 119

Concourses

100 Level

Electrical

Item Description

Light damaged



Section 119

Concourses

100 Level

Sealant

Item Description

Sealant failing



Section 113

Concourses

100 Level

Concrete

Item Description

Concrete spalling



Section 113

Concourses

100 Level

Concrete

Item Description

Rebar jacking



Section 113

Concourses

100 Level

Concrete

Item Description

Concrete deterioration



Section 113

Concourses

100 Level

Concrete

Item Description

Concrete deterioration



Section 111

Concourses

100 Level

Concrete

Item Description

Concrete deterioration



Section 111

Concourses

100 Level

Concrete

Item Description

Structure offsetting and sealant deterioration



Section 111

Concourses

100 Level

Concrete

Item Description

Structure offsetting and sealant deterioration



Section 111

Concourses

100 Level

Concrete

Item Description

Concrete deterioration



Section 111

Observation Object ID 48

Concourses

100 Level

Corrosion

Item Description

Corrosion



Section 109

Concourses

100 Level

Electrical

Item Description

Corroding exit sign (typical) - monitor



Section 107

Concourses

100 Level

Concrete

Item Description

Concrete raveling



Section 107

Concourses

100 Level

Concrete

Item Description

Concrete deterioration and corrosion



Section 103

Concourses

100 Level

Sealant

Item Description

Sealant deterioration



Section 103

Observation Object ID 53

Concourses

100 Level

Concrete

Item Description

Concrete spalling



Section 101

Concourses

100 Level

Concrete

Item Description

Concrete spalling



Section 102

Concourses

100 Level

Concrete

Item Description

Concrete spalling



Section 102

Concourses

100 Level

Concrete

Item Description

Concrete spalling



Section 102

Concourses

100 Level

Concrete

Item Description

Concrete spalling and corrosion



Section 106

Concourses

100 Level

Concrete

Item Description

Concrete patch spalling



Section 112

Concourses

100 Level

Corrosion

Item Description

Conduit corroding



Section 127

Concourses

100 Level

Building Envelope

Item Description

Water staining (under stadium stairs)



Section 127

Concourses

100 Level

Corrosion

Item Description

Decking corroding 127



Section 127

Concourses

100 Level

Concrete

Item Description

Concrete stained



Section 127

Concourses

100 Level

Finishes

Item Description

Coping damaged



Section 125

Concourses

100 Level

Plumbing

Item Description

Pipes stained



Section 123

Concourses

100 Level

Corrosion

Item Description

Decking corroding



Section 123

Concourses

100 Level

Corrosion

Item Description

Decking stained



Section 115

Concourses

100 Level

Corrosion

Item Description

Decking corroding



Section 113

Concourses

100 Level

Building Envelope

Item Description

Decking damaged



Section 113

Concourses

100 Level

Corrosion

Item Description

Decking corroding



Section 107

Observation Object ID 86

Concourses

100 Level

Corrosion

Item Description

Gas line corroding



Section 107

Concourses

100 Level

Corrosion

Item Description

Decking leaking



Section 107

Concourses

100 Level

Building Envelope

Item Description

Damaged fireproofing



Section 109

Concourses

100 Level

Corrosion

Item Description

Gas line corroding



Section 103

Concourses

100 Level

Structural/Steel

Item Description

Steel corroding



Section 103

Observation Object ID 91

Concourses

100 Level

Concrete

Item Description

Concrete deteriorating



Section 103

Concourses

100 Level

Masonry

Item Description

Mortar deteriorating (monitor)



Section 102

Concourses

100 Level

Corrosion

Item Description

Decking corroding



Section 108

Concourses

100 Level

Corrosion

Item Description

Decking corroding



Section 108

Concourses

100 Level

Corrosion

Item Description

Decking corroding



Section 112

Concourses

100 Level

Corrosion

Item Description

Decking corroding



Section 114

Concourses

100 Level

Sealant

Item Description

Sealant missing



Farm fresh fryers

Concourses

100 Level

Corrosion

Item Description

Staining



Section 126

Concourses

100 Level

Corrosion

Item Description

Decking corroding



Section 128

Concourses

100 Level

Corrosion

Item Description

Decking corroding



Section 135

Concourses

100 Level

Corrosion

Item Description

Decking corroding



Section 133

Concourses

400 Level

Corrosion

Item Description

Steel corroding



Miller lite deck

Concourses

400 Level

Corrosion

Item Description

Bollard corroding



Miller lite deck

Concourses

400 Level

Miscellaneous

Item Description

Water leaking



South endzone lobby

Observation Object ID 109

Concourses

400 Level

Corrosion

Item Description

Steel corroding



Section 442S

Concourses

400 Level

Finishes

Item Description

Traction coating peeling



Section 442S

Concourses

400 Level

Corrosion

Item Description

Steel corroding



Section 434S

Concourses

500 Level

Corrosion

Item Description

Metal corroding



500 viewing platform

Observation Object ID 122

Concourses

600 Level

Corrosion

Item Description

Floor pan corroding



Section 630S

Concourses

600 Level

Corrosion

Item Description

Floor pan corroding



Section 642S

Concourses

700 Level

Corrosion

Item Description

Door frame corroding



Room 7D14

Observation Object ID 169

Concourses

700 Level

Structural/Steel

Item Description

Steel corroding



Section 700 endzone

Observation Object ID 172

Concourses

Service Level
Corrosion

Item Description
Steel corroding



By sewing room

Concourses

Service Level
Masonry

Item Description
Block failing



By sprinkler riser

Concourses

Service Level
Corrosion

Item Description
Steel corroding

By sewing room

Observation Object ID 179

Concourses

Service Level
Plumbing

Item Description

Missing saddle plate



By general commissary

Concourses

Service Level

Fire Protection

Item Description

Firestop missing



By overhead shop door

Concourses

100 Level

Structural/Steel

Item Description

Structural steel corroding at expansion joint



Section 131

Concourses

100 Level

Corrosion

Item Description

Floor pan corrosion



Section 138

Observation Object ID 186

Concourses

100 Level

Finishes

Item Description

Sill delaminating



Atrium by proshop escalator

Observation Object ID 188

Concourses

600 Level

Finishes

Item Description

Drywall scuff



Suite 6037

Concourses

600 Level

Finishes

Item Description

Chair damaged



Suite 6029

Concourses

600 Level

Finishes

Item Description

Chair damaged



Suite 6013

Concourses

600 Level

Miscellaneous

Item Description

Window leak staining



Section 694

Concourses

600 Level

Miscellaneous

Item Description

Window water leak



Section 692

Concourses

600 Level

Finishes

Item Description

Drywall damage



Section 678

Concourses

600 Level

Miscellaneous

Item Description

Expansion joint leak



Section 672

Observation Object ID 229

Concourses

600 Level

Finishes

Item Description

Drywall Scuff

Suite 6037

Observation Object ID 230

Concourses

600 Level

Miscellaneous

Item Description

Window leak



Section 670

Observation Object ID 231

Concourses

600 Level

Painting

Item Description

Paint missing



Suite 6018

Concourses

600 Level

Miscellaneous

Item Description

Window leak



Room 6E51A

Concourses

400 Level

Finishes

Item Description

Drywall damaged



Suite 4039

Concourses

400 Level

Masonry

Item Description

Grout cracking



Associated bank bar

Observation Object ID 268

Concourses

400 Level

Miscellaneous

Item Description

Bolt missing



Associated bank bar

Concourses

400 Level

Finishes

Item Description

Drywall cracking



Section 486

Concourses

400 Level

Finishes

Item Description

Seat number missing



Section 490

Concourses

400 Level

Finishes

Item Description

Seat number missing



Section 486

Observation Object ID 272

Concourses

400 Level

Miscellaneous

Item Description

Bolt losening



Section 480

Concourses

400 Level

Miscellaneous

Item Description

Seat number missing



Section 470

Observation Object ID 274

Exterior Walls

600 Level

Finishes

Item Description

Paint Flaking



Atrium

Observation Object ID 61

Exterior Walls

600 Level

Sealant

Item Description

Seal loose



Atrium

Observation Object ID 62

Exterior Walls

600 Level

Sealant

Item Description

Sealant cracking (precast shifting)



Atrium

Observation Object ID 66

Exterior Walls

600 Level

Building Envelope

Item Description

Trim missing



North endzone

Observation Object ID 75

Exterior Walls

600 Level

Building Envelope

Item Description

Window seal damaged



Stair W

Observation Object ID 114

Exterior Walls

600 Level

Miscellaneous

Item Description

Window gasket dislodged



Suite 6030

Observation Object ID 252

Exterior Walls

100 Level

Painting

Item Description

Paint peeling



Tailgate village exterior

Exterior Walls

100 Level

Building Envelope

Item Description

Concrete chipped



Tailgate village exterior

Exterior Walls

100 Level

Corrosion

Item Description

Metal corroding



Tailgate village exterior

Exterior Walls

100 Level

Corrosion

Item Description

Door frame corroding



Invisalign gate

Observation Object ID 261

Exterior Walls

100 Level

Building Envelope

Item Description

Facade cracking



Invisalign gate

Observation Object ID 262

Exterior Walls

100 Level

Building Envelope

Item Description

Concrete cracking and mortar missing



Oneida gate

Observation Object ID 299

Exterior Walls

100 Level

Sealant

Item Description

Sealant popping



American family gate

Observation Object ID 300

Exterior Walls

100 Level

Concrete

Item Description

Concrete deteriorated



2nd piller from left above ticket office

Exterior Walls

100 Level

Building Envelope

Item Description

Decking corroding



Ticket office

Observation Object ID 303

Exterior Walls

100 Level

Corrosion

Item Description

Door corroding



Ticket office

Observation Object ID 304

Exterior Walls

100 Level

Building Envelope

Item Description

Concrete damaged



Bellin health gate

Observation Object ID 305

Exterior Walls

100 Level

Building Envelope

Item Description

Brick veneer deteriorating



Bellin health gate

Observation Object ID 306

Exterior Walls

100 Level

Building Envelope

Item Description

Coping dented



Bellin health gate

Observation Object ID 307

Exterior Walls

100 Level

Building Envelope

Item Description

Mortar deteriorating



Kwik trip gate

Observation Object ID 308

Exterior Walls

100 Level

Building Envelope

Item Description

Concrete cracking (monitor)



Kwik trip gate

Observation Object ID 309

Exterior Walls

100 Level

Building Envelope

Item Description

Flashing warped



Kwik trip gate

Observation Object ID 310

Exterior Walls

100 Level

Building Envelope

Item Description

Concrete cracking (hairline, monitor)



Associated gate

Exterior Walls

100 Level

Concrete

Item Description

Concrete cracking



Security building truck ramp

Observation Object ID 312

Exterior Walls

100 Level

Concrete

Item Description

Concrete spalling



Security building truck ramp

Electrical

300 Level
Electrical

Item Description
Cable tray rod bent



Section 314

Observation Object ID 9

Electrical

Item Description

Conduit corrosion (typical) - monitor



600 east

Electrical

100 Level
Electrical

Item Description
Cover plate missing



Section 136

Observation Object ID 187

Electrical

100 Level
Electrical

Item Description

Wire hanging down



Scout floor

Observation Object ID 288

Electrical

400 Level

Electrical

Item Description

Wires not capped



Suite 4e41

Observation Object ID 292

Mechanical

600 Level

HVAC

Item Description

Sensor dislodged



Mechanical room atrium AHU-7H01

Mechanical

700 Level

HVAC

Item Description

Coolant line insulation damage



700 roof

Observation Object ID 131

Plumbing

100 Level

Plumbing

Item Description

Urinal cracked



Section 128 mensroom

Plumbing

Item Description

Pipe insulation flaking (monitor)



Section 106

Plumbing

Service Level
Fire Protection

Item Description
Saddle plate missing



Food storage

Fire Protection

300 Level

Fire Protection

Item Description

Fire stopping missing



Room 3A07

Observation Object ID 151

Fire Protection

Service Level

Fire Protection

Item Description

Firestop missing



Room LC14D

Roof

600 Level

Building Envelope

Item Description

Wall seal gap



Atrium

Roof

600 Level

Building Envelope

Item Description

Stucco cracking



Atrium

Roof

600 Level

Sealant

Item Description

Sealant deteriorated



Atrium

Roof

600 Level

Roof

Item Description

Flashing hole



Atrium

Roof

600 Level

Roof

Item Description

Screw backing out



Atrium

Roof

600 Level

Roof

Item Description

Rusting parapet cap (typical) - monitor



600 east

Roof

600 Level

Roof

Item Description

Expansion joint patch loose



600 east

Roof

600 Level
Roof

Item Description
Membrane abrasion



600 east

Roof

600 Level

Roof

Item Description

Membrane peeling



600 east

Roof

600 Level
Roof

Item Description
Membrane loose



Atrium

Roof

600 Level

Sealant

Item Description

Skylight seal damaged



Atrium

Roof

600 Level

Miscellaneous

Item Description

Screw popping



Atrium

Roof

600 Level

Roof

Item Description

TPO membrane stained



Atrium

Observation Object ID 65

Roof

600 Level

Miscellaneous

Item Description

Debris buildup



600 East

Observation Object ID 67

Roof

600 Level

Sealant

Item Description

Sealant damaged



600 East

Roof

600 Level

Painting

Item Description

Paint flaking



600 East

Roof

600 Level

Roof

Item Description

Walk pad torn



600 East

Roof

600 Level

Roof

Item Description

Wall pad torn



600 East

Roof

600 Level

Roof

Item Description

TPO damaged (cut through when they poked holes in wall mats)



600 East

Roof

600 Level

Roof

Item Description

TPO damaged



600East

Observation Object ID 73

Roof

600 Level

Roof

Item Description

Biological growth



600 East

Observation Object ID 74

Roof

100 Level

Electrical

Item Description

Lighting cable disconnected



Cooling tower roof

Observation Object ID 127

Roof

100 Level

Cleaning

Item Description

Debris



CRIC roof

Observation Object ID 128

Roof

100 Level

Roof

Item Description

Expansion joint tearing



CRIC roof

Observation Object ID 129

Roof

700 Level

HVAC

Item Description

Insulation jacket damaged



700 roof

Observation Object ID 130

Roof

600 Level

Roof

Item Description

Traction pad holding water



600 roof east

Observation Object ID 132

Roof

600 Level

Electrical

Item Description

Lightning cable detached



600 roof west

Observation Object ID 133

Site

100 Level

Miscellaneous

Item Description

Post damaged



Fleet farm gate

Observation Object ID 189

Site

100 Level

Concrete

Item Description

Concrete footings deteriorated



Lot 7 sign

Site

100 Level

Concrete

Item Description

Concrete cracking



Between fleet farm and Invisalign gates

Site

100 Level

Miscellaneous

Item Description

Drain grate loose



Fleet farm gate

Observation Object ID 192

Site

100 Level

Concrete

Item Description

Concrete crack



Fleet farm gate

Observation Object ID 193

Site

100 Level

Miscellaneous

Item Description

Handicap sign damaged



Associated gate

Observation Object ID 194

Site

100 Level

Concrete

Item Description

Concrete damaged



Associated gate

Site

100 Level

Concrete

Item Description

Concrete damaged



Associated gate

Site

100 Level

Concrete

Item Description

Concrete cracking



Kwik trip gate

Observation Object ID 197

Site

100 Level

Concrete

Item Description

Concrete spalling



Kwik trip gate

Observation Object ID 198

Site

100 Level

Concrete

Item Description

Barricade deteriorating



Between kwik trip and bellin health

Observation Object ID 199

Site

100 Level

Concrete

Item Description

Concrete spalling



Bellin health gate

Site

100 Level

Concrete

Item Description

Concrete damaged



Bellin gate

Site

100 Level

Corrosion

Item Description

Metal corroding



Bellin gate

Site

100 Level

Sealant

Item Description

Sealant shifting



Between bellin and plaza

Site

100 Level

Miscellaneous

Item Description

Bollards deteriorating



Packers pro shop

Site

100 Level

Concrete

Item Description

Concrete settling



Bellin health gate

Site

100 Level

Concrete

Item Description

Concrete spalling



Bellin health gate

Site

100 Level

Miscellaneous

Item Description

Pavers settling



Plaza

Observation Object ID 207

Site

100 Level

Miscellaneous

Item Description

Statue base cracking



Plaza

Site

100 Level

Painting

Item Description

Gate corroding



Plaza

Site

100 Level

Miscellaneous

Item Description

Catch basin chimney deteriorating



Plaza

Site

100 Level

Sealant

Item Description

Sealant popping up



Plaza

Site

100 Level

Concrete

Item Description

Concrete damaged



Pro shop

Site

100 Level

Asphalt

Item Description

Asphalt cracking



Pro shop

Site

100 Level

Concrete

Item Description

Concrete deteriorating



Pro shop

Site

100 Level

Painting

Item Description

Paint flaking



American family gate

Site

100 Level

Asphalt

Item Description

Asphalt cracking



American family gate

Site

100 Level
Asphalt

Item Description

Asphalt cracking



American family gate

Site

100 Level

Concrete

Item Description

Concrete spalling



Oneida gate

Site

100 Level

Concrete

Item Description

Curb cracking



Lot 3 entrance

Observation Object ID 219

Site

100 Level

Sealant

Item Description

Sealant cracking



Between oneida and teams

Site

100 Level

Concrete

Item Description

Concrete cracking



Outside team building

Site

100 Level

Concrete

Item Description

Concrete spalling



Between oneida and teams

Site

100 Level

Asphalt

Item Description

Asphalt settling



Players lot entrance

Site

100 Level
Asphalt

Item Description
Asphalt damage



Players lot

Site

Service Level

Concrete

Item Description

Concrete cracking and settling



Loading dock

Site

Service Level

Concrete

Item Description

Concrete washing out



Loading dock

Observation Object ID 264

Site

Service Level

Concrete

Item Description

Concrete cracking



Loading dock

Observation Object ID 265

Site

Service Level

Sealant

Item Description

Sealant failing



Loading dock

Site

100 Level

Concrete

Item Description

Concrete damaged



Love at first leap

Observation Object ID 301

Interior Finishes

100 Level

Corrosion

Item Description

Steel corroding

Room 1B01

Observation Object ID 18

Interior Finishes

100 Level

Finishes

Item Description

Door stop damaged



Section 107 mensroom

Observation Object ID 19

Interior Finishes

600 Level

Building Envelope

Item Description

Floor cracking (monitor)



Festival goal line stand

Interior Finishes

500 Level

Painting

Item Description

Paint missing



Section 5069s

Interior Finishes

700 Level

Finishes

Item Description

Drywall damage



Suite 7000

Observation Object ID 134

Interior Finishes

700 Level

Finishes

Item Description

Drywall water damage



Suite 7014

Interior Finishes

300 Level

Miscellaneous

Item Description

Ceiling tile stained



Room 3E01A

Observation Object ID 149

Interior Finishes

500 Level

Finishes

Item Description

Laminate damaged



Mensroom by elevator 8

Observation Object ID 163

Interior Finishes

500 Level

Finishes

Item Description

Bifold door damaged



Suite 5032

Observation Object ID 164

Interior Finishes

500 Level

Miscellaneous

Item Description

Door doesn't close



Suite 5030

Interior Finishes

500 Level

Miscellaneous

Item Description

Window frame seal failing



Suite 5028

Observation Object ID 166

Interior Finishes

500 Level

Finishes

Item Description

Door damaged



Suite 5016

Observation Object ID 167

Interior Finishes

600 Level

Finishes

Item Description

Floor tile cracked



Womensroom by stair H

Observation Object ID 234

Interior Finishes

600 Level

Finishes

Item Description

Drywall cracking



Suite 6055

Observation Object ID 238

Interior Finishes

600 Level

Painting

Item Description

Paint damaged



Suite 6051

Observation Object ID 239

Interior Finishes

600 Level
Finishes

Item Description
Door damaged



Suite 6027

Interior Finishes

600 Level

Painting

Item Description

Paint scuffed



Suite 6027

Observation Object ID 241

Interior Finishes

600 Level

Painting

Item Description

Paint damaged



Suite 6025

Observation Object ID 242

Interior Finishes

600 Level

Painting

Item Description

Paint cracking



Suite 6017

Interior Finishes

600 Level

Finishes

Item Description

Ceiling tiles stained



Suite 6017

Observation Object ID 244

Interior Finishes

600 Level

Painting

Item Description

Paint damaged



Suite 6015

Interior Finishes

600 Level
Finishes

Item Description
Carpet damaged



Section 682

Observation Object ID 246

Interior Finishes

600 Level
Finishes

Item Description
Trim misaligned



Section 678

Interior Finishes

600 Level

Finishes

Item Description

Ceiling tile missing



Section 672

Observation Object ID 248

Interior Finishes

600 Level

Finishes

Item Description

Misaligned ceiling tiles



Suite 6008

Observation Object ID 249

Interior Finishes

600 Level

Finishes

Item Description

Trim damaged



Suite 6008

Observation Object ID 250

Interior Finishes

600 Level

Painting

Item Description

Paint cracking



Suite 6016

Observation Object ID 251

Interior Finishes

100 Level

Finishes

Item Description

Wood siding popping out



Tailgate village interior

Observation Object ID 253

Interior Finishes

100 Level
Finishes

Item Description

Wall finishes scratched



Tailgate village interior

Interior Finishes

400 Level
Finishes

Item Description
Drywall damaged



Suite 4039

Observation Object ID 275

Interior Finishes

400 Level

Painting

Item Description

Paint damaged



Suite 4033

Observation Object ID 276

Interior Finishes

400 Level

Finishes

Item Description

Cabinet scratched



Suite 4011

Observation Object ID 277

Interior Finishes

400 Level

Painting

Item Description

Paint scratched



Suite 4009

Observation Object ID 278

Interior Finishes

400 Level

Finishes

Item Description

Paint scuffed



Suite 4005

Observation Object ID 279

Interior Finishes

100 Level

Finishes

Item Description

Tables damaged (whole room is scheduled to be replaced)



Media room

Interior Finishes

Service Level
Finishes

Item Description
Drywall damaged



Pantry

Interior Finishes

100 Level

Electrical

Item Description

Electrical cover missing



Teams (other side of wall from locker room)

Interior Finishes

100 Level

Finishes

Item Description

Carpet stained



Defensive meeting room

Interior Finishes

Service Level
Finishes

Item Description
Trim peeling



East center coaches vestibule

Interior Finishes

400 Level

Painting

Item Description

Paint damaged



Suite 4018

Observation Object ID 290

Interior Finishes

400 Level
Finishes

Item Description
Drywall damaged



Suite 4016

Observation Object ID 291

Interior Finishes

400 Level

Finishes

Item Description

Trim scratched



Suite 4030

Observation Object ID 297

Interior Finishes

400 Level

Finishes

Item Description

Trim scratched



Suite 4030

Observation Object ID 298

Concessions

100 Level

Corrosion

Item Description

Steel corrosion



Room 1B01

Observation Object ID 15

Concessions

400 Level

Corrosion

Item Description

Door corrosion



Section 400 family bathroom

Observation Object ID 104

Concessions

400 Level

Finishes

Item Description

Staining



Room 440s

Observation Object ID 105

Concessions

600 Level

Plumbing

Item Description

Grease Interceptor Leak



Room 635s-0

Concessions

600 Level

Plumbing

Item Description

Grease interceptor leak

Room 635s-0

Observation Object ID 116

Concessions

700 Level

Corrosion

Item Description

Decking corrosion



Section 732s-I

Concessions

700 Level

Finishes

Item Description

Drywall damaged



Section 732s-I

Observation Object ID 171

Concessions

700 Level

Miscellaneous

Item Description

Fridge leaking



Room 745s-I

Observation Object ID 174

Concessions

400 Level

Fire Protection

Item Description

Sprinkler head above drop ceiling



Section 478

Observation Object ID 289

Vertical Transportation

300 Level

Finishes

Item Description

Drywall damaged



Stair H

Observation Object ID 294

Vertical Transportation

400 Level

Concrete

Item Description

Stairs cracking (monitor)



Stair H

Observation Object ID 295

Vertical Transportation

400 Level

Concrete

Item Description

Landing cracking (monitor)



Stair H

Observation Object ID 296

Miscellaneous

100 Level

Masonry

Item Description

Mortar cracking



Room 123-I

Miscellaneous

100 Level

Masonry

Item Description

Mortar cracking



Room 1A11

Miscellaneous

100 Level

Concrete

Item Description

Precast concrete cracking



Section 132 womensroom

Observation Object ID 21

Miscellaneous

300 Level

Miscellaneous

Item Description

Expansion joint dislodging



Section 310 mensroom

Observation Object ID 150

Miscellaneous

Service Level

Masonry

Item Description

Block cracking



Maintence shop

Miscellaneous

100 Level

Building Envelope

Item Description

Door sweep loose



Tailgate village exterior

Observation Object ID 255

Miscellaneous

100 Level

Sealant

Item Description

Daylight visible (add sealant)



Tailgate village roof

Miscellaneous

100 Level

Cleaning

Item Description

Staining



Players parking garage

Observation Object ID 287